



rev 28/11/97

THE CEREOLGIST

NO. 20 / AUTUMN 1997

• THE JOURNAL FOR CROP CIRCLE STUDIES •

PRICE £3.00 / \$8.00

CIRCLES WITH A DIFFERENCE

Richard Andrews - p.3

INVESTIGATING THE GLYPH FORMATIONS

Andreas Müller - p.4

A METAPHYSICAL INTERPRETATION

Michael Green - p.6

ASTROLOGICAL COLUMN

Leonie Starr - p.7

THE MILK HILL SCRIPT

Terry Wilson - p.8

BATTLE OF THE BARDS

*John Michell &
George Wingfield - p.11*

A SOLUTION IN THERE BEING NO SOLUTION

Erik Beckjord - p.12

FLYING IN CIRCLES

J. J. Evendon - p.16

REPORTS & SKETCHES

Carol Anne Strange, Steve Croxford, Mark Herbert - p.17

CORNELIA

Christine Rhone - p.19

SOME OVERSEAS FORMATIONS OF 1997

- p.20

DORSET - JUST A PLAY WITH NUMBERS?

Max Seurig & H. Werner Baumann - p.22



THE CEREOLOGIST
Number Twenty - Autumn 1997
ISSN 0961-6942

Publisher & Editor

John Sayer

Production Assistant

Ute Sayer

Consultants

Richard Andrews, Ann Brocklehurst, J. J. Evendon,
John Haddington, Ron Jones, Richard Smith,
Leonie Starr, Busty Taylor, Don Tuersley, George Wingfield

Address for all correspondence:

The Bungalow
Clements Farm
Wheatley Lane
Kingsley
BORDON
Hants. GU35 9PA

(Tel. 01420-520230/Fax 520720)

Web site - <http://www.abel.co.uk/~sayer>

Advertising rates

Full page (27cm. x 18cm.) - £80.00

Horizontal half-page (18cm. x 13cm.) - £50.00

Vertical quarter-page (8cm. x 13cm.) - £30.00

(Rates for multiple insertions negotiable)

The Cereologist is published three times a year
Annual subscription rates including postage (airmail abroad):

UK - £10.00

Europe - £12.00

Elsewhere - £15.00 / \$25.00

Cheques/postal orders made payable to "The Cereologist"
We cannot accept credit card payments or foreign cash
Sterling cash may be sent, but at sender's own risk

Printing

Crowe's of Norwich, 50, Hurricane Way, Norwich NR6 6JB
(01603 - 403349)

Special thanks for help with mailing: Jim & Julia Coles

(The contents of this journal do not necessarily reflect the views of anyone involved in its production or distribution. Contributions are accepted on the understanding that they are submitted exclusively to *The Cereologist* and that they may be edited. Copyright on material remains with the relevant contributor, whose permission must be sought for reproduction.)

Front cover photo by Busty Taylor:
Fosbury, nr. Vernham Dean, Hampshire

EDITORIAL NOTES



John Sayer, George Wingfield, Richard Smith, John Haddington
(photo: Ute Sayer)

WOT? NO SPELL-CHECKER? No, folks, your eyes don't deceive you. To mark the occasion of the official passing of the journal to yours truly, which took place at this year's conference in Andover, I have resurrected the original title. I will endeavour, of course, to continue the excellent work of my predecessors, John Michell and George Wingfield.

The conference itself was, like last year's, a pleasing success. Richard Smith MC'd the occasion. I began with a slide-show of thirty-something of this year's formations, followed by Mary Barrett, urging us to look beyond the circles and giving a heartfelt warning about conservation of the planet. George Wingfield discussed various clues to look for when examining circles for signs of authenticity and Paul Vigay explained some of the analysis and research he has been conducting over the years. (Check out his magazine *Enigma*, if you don't already subscribe.) Leonie Starr delivered some astrological perspectives on circles and energy lines, before introducing us to Terry Walters (author of *Who On Earth Am I?*), who led us through some of the experiences he has which link circles, ancient Egypt and extraterrestrial contact (to name but a few). John Haddington intrigued us with his discovery of circles-related carvings he came across in an obscure spot in Rome, and Richard Andrews explained the changes in crop formation dowsing he discovered this year. The day was rounded off with an Open Forum, when much of interest was raised and discussed by those attending. The event was recorded on video and a two-tape set will be available in the New Year.

"Confirmed as non-existent"

The following inaccuracies appeared recently in *The Circular* #29: "...the magazine [i.e. *The Circular*] was published as part of *The Cereologist*, not to be confused with *The Cereologist*, which is another magazine and organisation altogether these days."

Mm... not quite.

Only the first two issues of this journal were mailed out to members of the Centre for Crop Circle Studies when it had no magazine of its own. From issue #3 onwards *The Cereologist* has

(cont'd. on p. 27)

CIRCLES WITH A DIFFERENCE 1997

Richard Andrews notes some of the surprises found in this year's Hampshire formations.

THIS YEAR HAS seen a major difference between some of the circles. There are those that have a dowsable pattern and some that don't - but that has been there since 1985. The main difference this year is quite significant because it hasn't shown up before in this way.

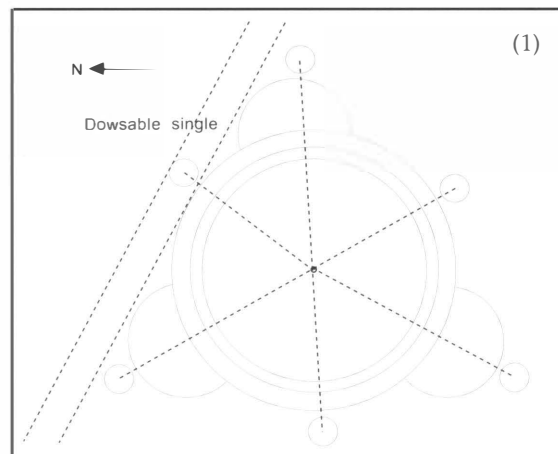
Before elaborating on this I will mention something about dowsing that many people who dows are not aware of, even after some time, and that is that some are dowsing their "own thing" in crop circles and not anything to do with the circles themselves. These are the majority. This was tested in 1992 and 1995, when it was found that only a small number of dowsers could go into the alpha state, i.e. be able to separate their everyday thinking from their dowsing. If I watched them, I could see that they were dowsing and thinking about something else. The use of rods, pendulums, V-sticks etc. is mainly a posing gesture to create the impression of having knowledge which is not possessed.

I have interviewed hundreds of people who are "dowsing" and find that only a small proportion are able to dows the pattern. Anyone who swings a pendulum excessively doesn't really know how to dows with it properly. Those who say they know the answer before going (or feeling they don't need to go) into a circle are usually "story-tellers" who have nothing to do with the reality of the subject.

Kinetic energy is a powerful tool. Do you know you have it - and, more to the point - do you know when you are using it? The mind can make things move, including dowsing rods, pendulums etc. It can be done without someone realising it, because they have such a wish for something they will find it: say you know something you don't and soon the rods will be saying "yes" to what you are asking. If you really want to dows you must stop the thoughts, put your rods and pendulums down and shake off the energy you have collected. Try again, but this time with a clear mind, asking the real question and nothing else - and see what answer you get to your question. Sometimes the answer is opposite to what you thought it was, or needed it to be, but that is how reality is! I always say, "Just as you think you know, you don't." Believe it! Reality is unforgiving, but real, so accept it and enjoy life and make sure that the differences in crop circles are not in *you*.

Three of the circles with a difference

(1) Longstock, Hampshire. This was in wheat, with a very short straw, stiff enough to stand well without showing wind damage.



There was only one dowsable line from outside the configuration that touched the outside rim and enclosed one of the small circles on the northern side. No other lines touched the configuration from the outside. One tramline traversed the eastern side, running approximately north-south.

Looking at the laid floor pattern, the stems were unbroken but many had marks on the blue bloom. On further investigation the same marks were found on the stems of the standing crop. I found that a strong wind would bend the straw and allow the heads to scrape the bloom on the other stems (i.e. this was *not* done by someone scraping it, to lay it). This seems to be found only on short varieties of wheat; long-straw varieties behave differently.

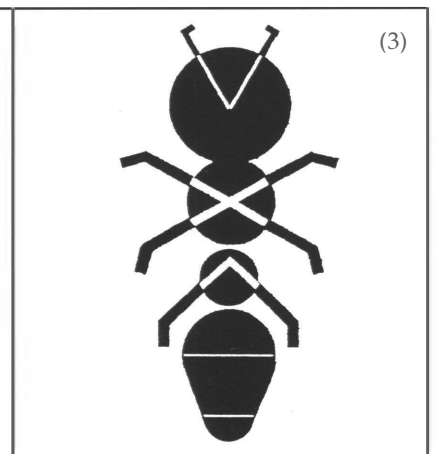
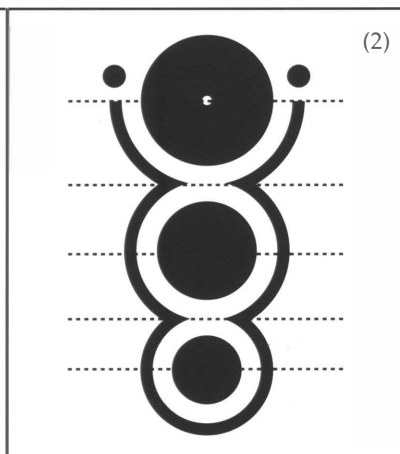
The dowsing showed a strong pattern - the main difference being the three lines that cross in the centre, go to opposite small circles and don't extend beyond their centres.

(2) Upham, Hampshire. Wheat. The (anticlockwise) laid strip started and finished at the northern end of the formation. The physical differences were in the two small circles (about 4' across) on either end of the surrounding pathway, where the lay was so sharp that the straw had bent at the nodes enough to show the anticlockwise swirl, without breaking the straw. This is the first time I have seen crop bent this way when it is all lying flat to the ground and not trying to stand up again.

Dowsable lines were found passing through the middle of each circle, where they "met", and across the ends of the surrounding pathway.

(3) Whitewood Farm, Meon Valley, Hampshire. Based on a tramline in the centre of the field. Wheat. The whole piece showed a very strong dowsable pattern, the most interesting part being the fact that the lines which started in the centre stopped at the end of each leg configuration and didn't go beyond that point. The other most interesting part was the pear-shaped component: across the base of the two flat sides were two dowsable lines, cutting the configuration into three sections, but not going beyond the outside edges. At about four in the afternoon the top section had a green tinge to it and the bottom section a red tinge - this showing up only as the sun was on its way down.

These are only a few of the different things that can be observed when in dowsable patterns. It shows that it is worth looking beyond the obvious and finding anything that is different.



INVESTIGATING THE GLYPH FORMATIONS

Andreas Müller continues his analysis of the “glyph-like” circles found at Roundway Hill and Etchilhampton near Devizes, Wiltshire in 1996. (Translation by Ute Sayer.)

IN 1996 TWO formations appeared in Wiltshire, one at Roundway, the other at Etchilhampton. Both formations showed interesting similarities, because each consisted of a circle with standing plants in the centre forming a kind of symbol. The following article describes some of my findings and measurements but it is just a summary of the most interesting details from a report of more than 20 pages.

Roundway

The Roundway Hills had in previous years played host to several formations and in 1996 two formations appeared on the fields of Roundway Farm and Roundway Hill Farm respectively. A classical dumbbell formation on 16th. June 1995 was followed by a formation consisting of three circles in a field nearby at Roundway Hill a few days later.

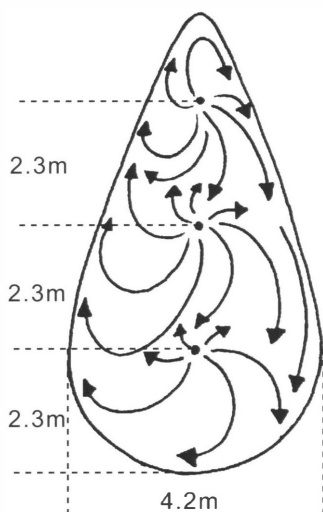
One of these circles, the biggest, showed a symbol made of standing plants in its middle. Looking at the drawings (and photographs) it becomes clear that this symbol couldn't have easily been flattened. The various whorls and swirls had to influence each other in being created.

It is remarkable that this symbol is based on the pattern of an equilateral triangle and in a way developed from it. Especially interesting was the tramline which went through the symbol because in these places where the crop had been flattened the tramline could be seen as a narrow double line of standing stalks. It didn't seem that the plants that had grown up again, because they didn't show typical features for that. They seemed to be plants that hadn't been flattened in the first place. It all became even more interesting when we found that in several places the flattened stalks went through this thin wall of standing crop and sometimes showed interference with it. It partly looked like woven stalks. I asked myself how it could have been possible that such a thin line had been left untouched whereas the rest of the crop was laid down. Furthermore the braiding and weaving presented another riddle.

Another feature of this formation was an adjacent pattern which was later often referred to as “teardrop” signature. It was indeed a teardrop-like pattern. Again there was an interesting layering of crop on the ground. This structure was made of three whorls interfering with each other. Where one was dominant in one place, e.g. overlapped the next one, it was recessive in another place, e.g. was overlapped by another whorl.

Often the “tears” as found in the Roundway- and Etchilhampton formations were compared with the one of the “Avebury alien” which was discovered on 22nd. July at Waden Hill. But this comparison is flawed because the the Avebury formation

showed only one whorl and had little of the complexity of the other tears. A fourth “tear” was seen as a signature in the “Julia set” at Chiseldon. Unfortunately I couldn't examine this one



myself and am therefore unable to compare them. [Ed's note - it was like the Waden Hill formation.] Before the “tear” at Roundway was connected via a path to the circle by its many visitors it lay untouched between the tramlines.

Two other circles were situated nearby slightly to the west. The first one was the smallest of a triplet. Very remarkable was the difference between the geometrical centre of the circle and the centre of the clockwise whorl. By looking at the aerial photos of this formation another feature becomes apparent, which wasn't visible from the road: on the outside the stems were pushed into the standing crop like a comb and presented, when seen from the air, the impression of a saw-blade.

The second circle was bigger but somewhat smaller than the “symbol circle”. It was especially impressive because of its beautiful and regularly wound clockwise spiral.

Between the last two circles there was a tumulus which showed similar measurements to the third circle and it almost seemed that it was incorporated into the formation.

Etchilhampton

The area around Etchilhampton has always been visited by circle makers and therefore in 1996 there was a formation again in the fields. The experienced crop watcher's eye was able to make out the circle, if only in outline, from Roundway.

What was visible from Monument Hill, however, exceeded everything seen before regarding the length of a formation. A path of about 1.5 km went from one end of the field to the other. Along this path there were 13 patterns lined up like a string of pearls. The first one was a tear-shaped pattern which displayed interesting ground layers. Here again we found the “standing tramline”. It was followed by 11 circles a few meters away from each other which seemed to have been constructed and flattened in a similar way. The last one was a big circle with a thin standing crescent around it. Many believed it was a ring and indeed, after many visitors, this became the case. We were lucky to have entered the field at a very early stage with the permission of the owner and we found the ends of this “open ring” to be clearly conical, which showed that it was meant to be a crescent.

What made this formation even more interesting, however, was another circle, unconnected to the main formation. It was a big circle and in its middle there was a symbol consisting of standing crop, similar to the one at Roundway. The interaction of the layers of crop was very interesting again, especially because we were able to examine this circle in a pristine condition - not so at Roundway. There were very beautiful single whorls within the symbol, which were flattened radially. This formation was also based on the structure of an equilateral triangle.

The “tear”, too, showed the known three-whorl-centres which behaved in the same way as the Roundway ones. This “tear” however was accessible by a tramline but completely separated from the main circle by standing crop.

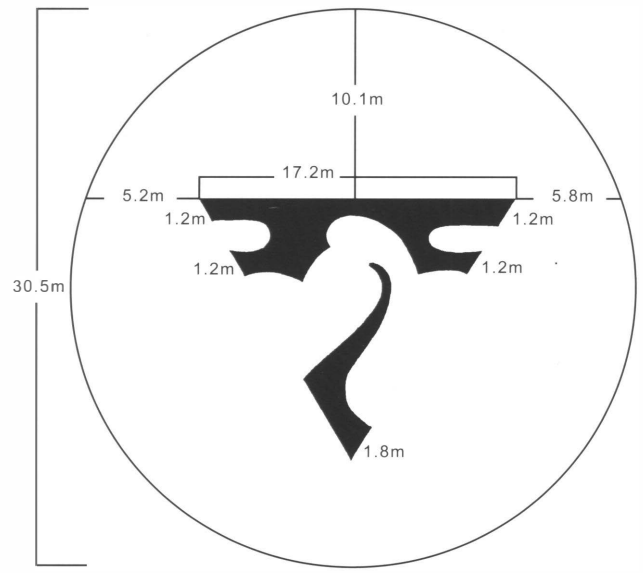
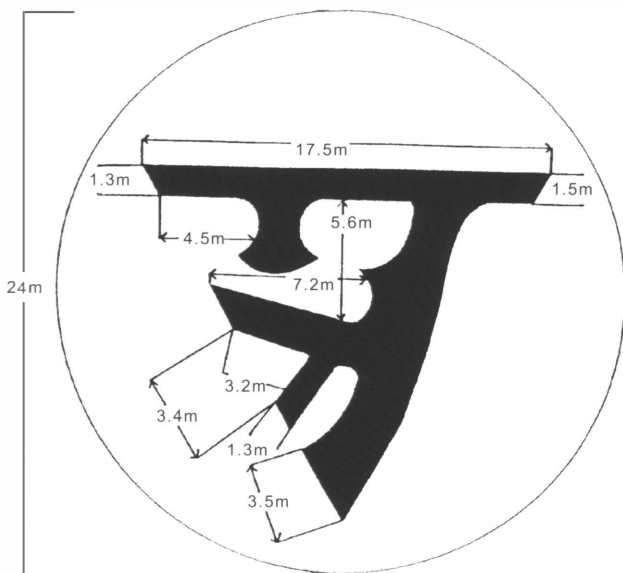

Both formations are without doubt beautiful and impressive, which, because of their included “symbols”, drew even more attention to them - apart from their size.

The triangular basic structure shows clear connections to known scripts such as Sanskrit or Hebrew. If these were, indeed, “genuine” formations of the “true circle makers”, this would be a fascinating thought - an obvious type of writing?!

Roundway



Etchilhampton



A METAPHYSICAL INTERPRETATION OF THE 1997 LONGSTOCK FORMATION

Michael Green reflects on the possible esoteric meaning indicated here.

EACH SEASON THERE are usually one or two crop formations of geophysical origin which develop the metaphysical teaching of earlier years. Our communicators expect us to have assimilated by now the basic esoteric meaning of the crop formation elements as they have been gradually assembled over the years, so that a new mandalic paradigm can be elaborated.

The Longstock (Hampshire) formation is basically a tri-morph related to earlier symbols, particularly, of course, the Barbury Castle formation of 1991. Such mandalas, both in traditional symbolism and as far as crop formations are concerned, reflect teaching about the nature of deity in manifestation, and more particularly about our own planetary Logos (the presiding spirit of this world): "God in manifestation" because the Unmanifest (The First Cosmic Logos) is unpredictable except as a void (hence the hole in the middle of the ancient Chinese BI symbol).

Thus in symbolic terms the formation represents the three-fold structure of deific development, esoterically known as the Second Cosmic Logos whose essential components are Spirit, Matter and their synthesis, Life. The inner circle is a symbol of the Planetary Logos and His/Her physical expression, Sanat Kumara (meaning the "Eternal Youth" in Hindu tradition) whose epithets include "the Ancient of Days", "the Great Sacrifice" and the "Lord of the World". "He is the greatest of all the Avatars, or Coming Ones, for He is a direct reflection of that great Entity who lives and breathes and functions through all the evolutions on this planet, holding all within Hisaura or magnetic sphere of influence." (Djwhal Khul)

The ring, which in reality is a symbol for an outer sphere or envelope, is an image of the Third Cosmic Logos, the sphere of creation, or the Beriatic world in Kabbalistic teaching.

Sanat Kumara is assisted by six supporting Personalities (the Archangels of the Presence in Christian terminology) who are the embodiment of active, intelligent, loving will. These Buddhas or Kumaras comprise three who focus the sum total of planetary energy, and three who embody types of energy which as yet are not in full demonstration upon our planet. These six Kumaras are symbolised by the six small circles around the periphery of the crop formation. In totality with Sanat Kumara they comprise the "Seven Spirits before the throne" (Revelations, 1.4).

In this formation it is of interest that the three esoteric Kumaras (Buddhas of Activity) are shown symbolically in close association with a further element, namely the three half-moons

on the outer cusp of the ring. Since prehistoric times "form" as an expression of "spirit" has been symbolised by the moon reflecting the light of the spiritual sun. They appear also in crop formations, particularly that relating to the Eye of God at Stratford-on-Avon in 1995, which also had the six Kumaras grouped in threes around the central eye.

The function of the three exoteric Kumaras are intimately connected with the greater Lunar Lords at cosmic level, whose sum total is substance in its totality: the intelligent active form built for the purpose of providing a habitation for any subjective Life, whether galactic, stellar or even human. Indeed it is perhaps no accident that the lunar discs in the Hampshire formation are reminiscent of breasts, since in a very real sense they suckle the body of planetary form: a genuine expression of the role of Gaia.

The three cosmic Lunar Lords control the devas of dense physical form (Agnihaitans), those of the astral plane (Agnisuryans) and the devas who operate on the mental plane

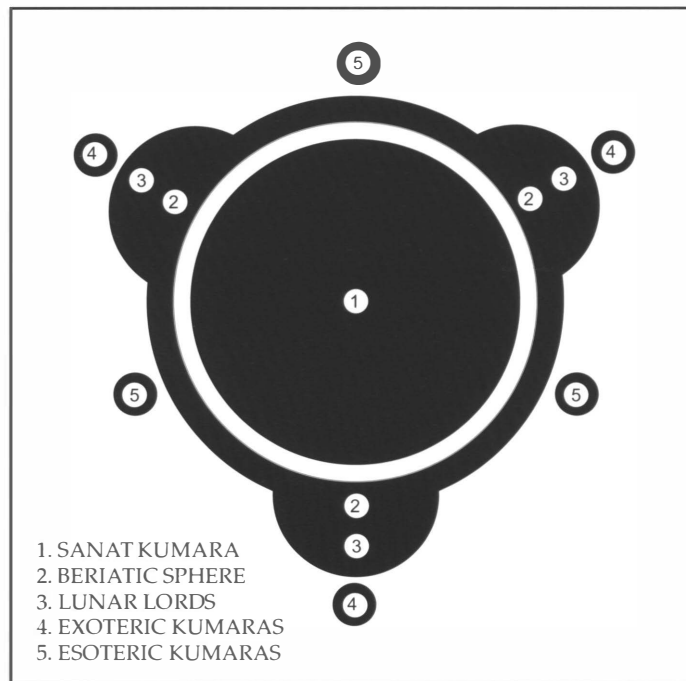
(Agnihvattas). Their emblems of authority have appeared as crop formations in southern England in 1991. For example, Varuna, the ruler of the astral plane, carries a fish spear symbolic of the element in which He functions. He was represented in the trident pictogram found at Upton Scudamore near Warminster. This Being is active in the Sixth Cosmic subplane, and hence the six boxes laid down as part of the formation.

"As above, so below" (Hermes Trismegistos), and thus at a human level this cosmic structure is reflected in the physiological structure of the energy foci or chakras. The three Lunar Lords are those which preside over the lower system, namely the base of the spine, the sacral centre and the

solar plexus. They are shown as crescent-moons on the depiction of the human energy body engraved in the Pierres Plats passage tomb at Locmariaouer, Brittany (3500 BC).

The characteristic feature of this formation, its six-fold structure, is highly significant in esoteric terms. The goal of all spiritual initiatory processes is to admit mankind into the realisation of, and identification with, the will or purpose of Deity - in our terms, that of our Planetary Logos. "The number six is the number of form or manifestation, which is the agent or medium through which this realisation comes, and by which the consciousness is unfolded" (Djwhal Khul).

Thus in its beautiful, elegant way this crop formation is a reminder to us of the purpose of the planetary ascension process, at whose threshold we stand at this time.



LEONIE'S ASTROLOGICAL COLUMN

Leonie Starr provides us with her four-month astrological outlook for November, December, January and February.

ARIES - *masculine-fire-cardinal*. You have certainly been having a testing time, Aries, while Saturn has been transiting your sign. If you were born in the early part of April then you are strongly affected during this 4-month period, so stay vigilant & organised in any area of your life that is getting out of control or where you are experiencing frustration. This is not a time for headstrong action or for forcing any issue that has not been carefully thought out &/or organised thoroughly. You will look back on this time as character-building. Really!

TAURUS - *feminine-earth-fixed*. The run-up to the winter Solstice & the Christmas season is a busy time of year for most folk - Taurus in particular. This year's run-up will be an excellent opportunity to focus your caring & practical energy into earthy matters that bring you & others you care for a lot of pleasure. Plan to enjoy all the festive season has to offer, for that will not change as quickly as so many other parts of your life that have. Towards the end of January you will become aware that life is not as unpredictable as it has been.

GEMINI - *masculine-air-mutable*. With Jupiter continuing its journey through fellow air sign Aquarius, so you will continue to broaden your horizons, expand your mind & your circle of friends. Expansion is the key here, for by now you should have adjusted to the furious pace of life & be enjoying the benefits of all the socialising you have been doing this last year. Make the most of this time by tying up any loose ends before 4th. February, for that is when the expansive planet Jupiter changes signs, energy & its focus.

CANCER - *feminine-water-cardinal*. Saturn's transit through your fellow cardinal sign Aries has brought a degree of frustration & confrontation into your life - particularly for those born 10th. through to 15th. July. Why does it happen? All of us somewhere in our personal chart will have a Cancerian placement to get us in touch with mother & child emotional issues of caring & nurturing. The coming festive season provides a perfect opportunity to experience how family relationships reflect Cancer's main issue, our own emotional sense of security.

LEO - *masculine-fire-fixed*. I suspect, Leo, towards the end of this 4-month period with 5 planets in your opposite sign Aquarius, you may be wondering when you will get some peace & quiet. Life has been hectic & will continue to be. Leo is ruled by our wonderful star, the Sun, so as a general rule Leos are bright, generous & of a sunny disposition. Therefore the Xmas season provides a wonderful opportunity for you, Leo, to bring out all those great qualities. Through giving & receiving with love you make the most of the Leo & Aquarius polarity.

VIRGO - *feminine-earth-mutable*. The early part of November should be quite a productive time for Virgo, with the Moon, Venus, Mars & Neptune in your fellow earth sign, Capricorn. For a month after that, while the Sun is in Sagittarius (which happens every year, I might add), life becomes a bit more fraught with various details going awry. From 22nd. December on, until towards the end of February, you should make headway, remembering, Virgo, on a deep inner level you know there is always a reason for all the strange events that come into our lives.

LIBRA - *masculine-air-cardinal*. Saturn (the great teacher) transiting through your opposite sign, Aries, in helpful aspect to Jupiter (expansion & growth) & Uranus (the awakener) in your fellow air sign, Aquarius, have certainly helped you to get in touch with your own sense of self & your willpower. Keep up the good work, Libra, & do remember *you* are as deserving as - if not more than - all the folk you go out of your way to help, assist & lovingly care for. Independence of thought & action are well worth keeping in your mind *now*.

SCORPIO - *feminine-water-fixed*. Scorpios, in common with fellow fixed signs (Taurus, Leo & Aquarius) are having a testing & what I consider a very soul-expanding time in many areas of their lives. Fixed signs are - as the word suggests - fixed, set & determined. In Scorpio's case it is in the realm of feeling & emotion. So a very powerful shake-up is sometimes required to help them move into a beneficial shift. November, December & the early part of January will give you time to digest, integrate & really become aware of all you have experienced.

SAGITTARIUS - *masculine-fire-mutable*. On 22nd. November the sun moves into Sagittarius. On the 29th. there will be 4 planets in your sign, including Pluto, planet of transformation. Now is a good time to look back on the events that have transformed your life & meditate on them, for December is a time of celebration for Sagittarius - a time to enjoy good eating, drinking & good company, visiting kindred spirits & bringing a sense of adventure into people's lives. February's aspects will herald a more introspective mode.

CAPRICORN - *feminine-earth-cardinal*. Various planets will be transiting your sign over this time period, which means an expansion of your interests in areas you have not previously explored. So make the most of *your* time of the year. Pay particular attention to the Solstice, which will occur at 20.08 on 21st. December, as it coincides with an astrological/astronomical event that has not occurred for 1200 years! February will bring with it a much more peaceful & manageable change to your life.

AQUARIUS - *masculine-air-fixed*. As a fellow Aquarian, I can certainly confirm that the summer was a very busy & hectic time with lots of unexpected changes. It usually is for crop circle researchers, as many of them are Aquarians. (Most crop circle researchers have strong Aquarian &/or Uranian placements.) With Jupiter in Aquarius now in direct motion plans made should go ahead much more easily than during the summer. Make the most of opportunities now for more growth & expansion, for on 4th. February Jupiter goes off into Pisces.

PISCES - *feminine-water-mutable*. Over this 4-month period you will start to become aware of subtle shifts taking place in various areas of your life that will have far-reaching effects. The run-up to the Xmas season will be busy, as from 16th. December all the outer planets & Saturn will be moving forward. Any changes that come about after this time should move smoothly so make the most of it, Pisces, for many expansive & enjoyable opportunities will start to develop when Jupiter goes into your sign on 4th. February.

$$17 \times 73 \times 1 = 1241$$
$$109 \times 487 \times 4 = 212332$$

The prime numbers used are not given in the formation but are derived mathematically as the only ones possible. Put another way, the number 1241 is only divisible by 17 and 73, both prime numbers. Likewise the number 212332 is only divisible by 109 and 487 (and doubles thereof) and so the solution is determined by the mathematics and is not a subjective reading.

Thus we have solved the encoding by use of a mathematical formula. It should be stated that in fact it is possible to obtain any given number by multiplying primes and squares but usually this involves primes as small as 2, 3, 5 etc. and not those as large as 73 or 109. The size of these numbers shows that the internal structure of the numerical interpretation is a good deal more complex, and improbable, than accident would permit.

However, this in itself is by no means a solution to the *message*. These numbers tell us nothing in themselves. It may or may not be significant that adding up the components provides a further prime number; $17 + 73 + 1 + 109 + 487 + 4 = 691$. Is this intended to indicate the 6th. month of 1991? 6/91 was when the first circles in the area had appeared that year, with the triple dumbbell at Lockeridge. However, such notions take us beyond the universal language and into subjectivity.

What it tells us

Reviewing this interpretation it is quite remarkable that such significant mathematics can be provided essentially by the use of a single C shape, rotated in different directions. Hawkins and others have often been surprised by the amount of geometrical information encoded in seemingly simple crop formations, and here we have a further concealed complexity which is based on numbers, the foundation of geometry and indeed of all science.

It is now generally known that this particular script manifested in circumstances which seem to indicate a two way communication. Erik Beckjord (who interestingly identified the script as containing Korean characters, but in a nonsensical order) cut out the words "Talk To Us" in a nearby field a matter of days before the Milk Hill formation was spotted. Given its appearance as a line of writing rather than a geometrical design, the indication that the glyph is a conscious response is strong. Thus whatever intelligent entity is responding to human-made instructions, its choice of reply was both sensible and appropriate. What the numbers used might mean is another matter.

What we can state is, that if the above is anything more than mere coincidence, an intelligence is at work. This must, of course, be apparent in any case due to the nature of the formation, which could not appear by blind forces alone. However the fact that the symbols encode mathematics must surely prove that the design was premediated and intended to be received. In other words, unless chance is playing tricks, "they" did indeed "talk to us".

Notes

(1) Prime numbers are those numbers which cannot be obtained by multiplying smaller numbers together. Examples are 3, 5, 7, 11, 13, 17 - and so on. Multiplying two prime numbers gives a larger number which can be divided by the two prime numbers only. Thus 1,679 can be divided only by 73 and 23. Each of these cannot be divided by any whole number.

(2) Square numbers are obtained by multiplying another number by itself. Thus 16 is a square number as it is obtained by multiplying 4×4 , 25 is square as it is equal to 5×5 - and so on.

LETTERS

Crop formation "families" from Ray Cox

I have been looking into previous years' crop formations as a result of noticing similarities from one year to another, and groupings of formations within a localised area. The Wythall (Hereford & Worcester) circles had one circle with an arrow-type appendage, very similar to 1997, for instance. (Wythall 1, 1996.)

The great groups of similar types which, of course, sometimes spill over into other years, are recognisable, often for their quality, e.g. the "Keys", "Thought Bubbles" and "Scorpions". But there are numerous other groups with formations which appear very much to have come from the same stable, in their own areas.

Notable was Somerset. There are similarities with East Chinnock "Wheel", 1995; Martock "Cross and Circle", 1996; 2-ringed circles with a propensity to form a cross or wheel, Somerton, 1996; Haselbury Plucknett, "Cross and Circle", 1997. All close.

Also: 1995 Winterbourne Bassett, squares and triangles, a possible prototype for the 1997 "Harlequin". There are others, and not only in Wiltshire. The intriguing point is that they are mostly (though not always) localised as groups. Explanations for this are not easily found, of course, but some possibilities are suggested:

(1) Different groups of "hoaxers" live in those particular areas, make formations every year, but are not as clever or imaginative and do not usually stray very far - but a reasonable job is done. This explanation seems logical but is not very good as it means that the numbers of hoaxers, individual or in groups, are much more numerous than one would think. They would also have to conform to the characteristics of all hoaxers, e.g. never caught; never leave circles unfinished or a complete mess; never seek publicity; never give up from one year to another.

(2) There are only a small number of hoaxers but they do a lot of travelling around and decide for some strange reason to make circles with characteristics individual to the area they are visiting. Frankly, this explanation seems silly. And it would also have to mean that discipline and order, within the bounds of a gradually evolving style, would have to be maintained over years. This seems at odds with human nature, anyway.

(3) The circles are non-human made and for reasons unknown the energies involved determine certain features and characteristics acting in a parochial, almost bespoke, fashion. So - Earth Energies? Aquifers? Water? Geology? Location, latitude/longitude? Microwaves? etc. etc. Whatever it is, it is intriguing.

I am attempting some list of the above and we'll see how it turns out around the country with other locations and if such features in groups within small areas are historical - i.e. as far back as we have a good number of circles, from the late 1980s onwards.

Stonehenge Julia set from Terry Wilson

In issue #19 Pat Delgado offered a method for reproducing the spiral curve which forms the basis of the Stonehenge Julia set. Useful though this may be for artists etc. to use, it should not be assumed that the actual formation was constructed in such a way. The curve as it appeared in the field was a smooth spiral generated by increasing the distance of the line from its centre

at a consistent rate as it proceeds. The real curve follows this principal for just over one complete revolution before gently tapering back inwards as it reaches its end. Such a shape could not possibly be produced by Pat's method, which is based on displaced segments of circles of different sizes. A comparison of his sketch with the survey diagram in issue #17 shows the difference quite clearly, particularly to the left of the main circle where the real curve is closer to the centre.

A nearer approximation could be obtained by placing posts around the perimeter of the central circle and then winding a rope around the whole thing. As the rope was unwound it would lengthen smoothly before winding back in after one complete revolution. Yet this method would not replicate the actual shape properly either. In fact, having studied geometry, I cannot see how the curve could have been constructed at all. With the similar formation at Windmill Hill the problem is compounded in that the expansion of the curve from its centre is far more rapid. Certainly Pat's method would not work here without severe breaches into the standing crop, which does not seem to have been recorded.

This leaves us with a major problem - how was the formation constructed? There were, in both Julia sets, underlying pathways which were laid before the circles themselves. The geometric rules which determined the contours of these pathways are not clear, but we should not assume that they were formed by simple pranksters armed with a rope and a wooden peg. Pat's method is a good approximation for those who want to provide a replication - the reason it was offered - but not for the circle makers, who surely excelled themselves that summer evening.

Weird stuff you can actually experience..! *from Richard Hawkins*

We recently went on a trip to Avebury, Wiltshire, to sample these visual delights and to get first hand experience of the phenomena. We actually stayed in a tent at the back of a pub called The Woodbridge Inn, in North Newnton, about three miles south of Pewsey. The trip lasted four days and was well worth the journey.

Even before we reached The Woodbridge Inn we found our first crop circle. We had stopped at the car park near Avebury across the fields from Silbury Hill, to get our bearing. While we checked the map we saw a Crop Circle across the field towards Silbury Hill! It was quite difficult at first to see and we would probably have missed it if we didn't have a clue that it was there. This was exciting because before this event I had never seen a Crop Circle first hand. We set off towards it, crossing the road, heading through a gate into the field and down one of the tramlines. As we got closer it was quite strange seeing the Crop Circle getting larger and taking shape, with Silbury Hill in the background.

We entered the Crop Circle and looked around. To be honest it was a bit unimpressive seeing it from ground level, and a bit strange. To appreciate the complexity of a Crop Circle they have to be viewed from above. The crop (wheat, barley, corn? I'm no agriculturalist!) was bent down to create a flat surface which had a strange whirl to it. Looking at the edges we found that there was quite an abrupt cutoff between the bent corn and the undisturbed corn. The immense diameter and complexity of the circle makes it amazing how someone or something could create it. It seems that the circle was greater than a week old when we saw it, so the crop was actually trodden down and slightly damaged from previous visitors. We took a few photographs although none of them were from above the Circle (none of us can jump 32 feet high). They sort of give you an

idea of its size and complexity but some other photos I have seen are totally spectacular.

Anyway, back to the plot. We left the Crop Circle, went back to the car and went in search of the Woodbridge Inn.

During the evening we spoke to someone who knew of a Crop Circle quite near to where we were staying, so the following day we set off early to find it. We eventually found what was a nice temporary car park on the edge of a field. There were a few people near the top and when one of them came down the field we asked them a bit sheepishly what was at the top. A Crop Circle was the reply, as if we should have known! This one was situated at the top of a slope which gave a great view. I don't know the immediate area it was situated in, but it overlooked a White Horse (relatively modern by the looks of it). I think it's the same White Horse you can see from The Barge Inn. This Crop Circle was of similar construction to the previous one, albeit a bit larger. The corn was compressed as before and the edges seemed to have perfect cutoffs. From the ground it appeared to be one circle with concentric circles crossing it. While we were admiring the view, we noticed another Crop Circle which was in the distance, appearing to be just under the White Horse.

We saw two more Crop Circles that day which were just as impressive (If I can get any aerial photos of these circles then I'll add them to this page). It's strange, but after having never seen a Crop Circle first hand and then seeing four in the space of twenty four hours, it was amazing. Observations:

(1) 80% of Crop Circles seem to be created either using a tramline as the central axis, or tramlines as boundary markers, judging by the photos I've seen.

(2) They seem to have progressively gotten more complicated as time has gone by. Possibly because whoever is creating them is "introducing" us to their message in steps, or maybe because the "hoaxers" are getting better.

(3) I think that some people are defining the term "hoax" or "fake" Crop Circles wrongly. OK, people think they could be created by vortices of air compressing the crop, UFOs landing and leaving a mark or maybe humans. The last is termed a hoax. In my view this is incorrect. Just because they are created by humans does not constitute a hoax. There is no such thing as a fake Crop Circle! It could be that they are all created by humans with planks of wood and a rope. If they are, then good luck. They are still works of art, still spectacular.

(4) If you measure a Crop Circle they are actually elliptical and not exactly circular.

A lot of this is probably common knowledge: if it is, then I apologise. These are just my observations.

As a matter of interest, we also saw a few UFOs in the sky from our tent. They were single small illuminated dots moving in an exact straight line through the night sky. They seemed to slow down as they reached the horizon. We came to the conclusion they were probably satellites with the sun shining off them (the sun had gone down but it would reflect off the objects if they were high enough).

I'll say one thing, though: some of the amazing photographs of patterns in fields look way too complicated to be hoaxed in a day (or night, or at all). Some may be hoaxed (smaller, less complicated ones), but I can't believe it's possible to hoax some of the mindblowing designs I've seen. So there.

<<http://www.netcomuk.co.uk/~richh>>

BATTLE OF THE BARDS

John Michell pens a poetic poser concerning the star-like formation next to Silbury Hill this summer and *George Wingfield* writes a revelatory response.

Now, why should you lay out a six-pointed star
In somebody's field in the dark?
It isn't a thing you'd do after a jar
With a friend from the pub, for a lark.

A question that no one can answer so far -
Please send me the key when you've found it -
Is how do you lay out a six-pointed star
Without any circle around it?

John Michell

The motives for making this circle
Are something that's perfectly clear.
It's thrashed out in the mag - this topic's my bag -
And there's really no mystery, so there!

The names of the people who did it
Are familiar and certainly known.
I published these years back, so now pin your ears back:
It's "Team Satan" and maybe their spawn.

They say their formation is crop art
But take that with a big pinch of salt.
It's all crop graffiti - though Mondrian, Piet, y -
But carefully planned and well wrought.

Now you say there's no circumscribed circle,
So how does one draw such a star?
It's quite easy to make - a real piece of cake.
Make a ring first. That okay, so far?

Flatten the ring to a circle
And with canes define six equal arcs.
These sticks form the point of a hex'gon.
David's star is built up from these marks.

From the centre extend the six radii
So each is now three times its length.
The ends of these lines are the star-points
Now flesh out the design to full strength.

I won't describe more of the detail
For the geometry's simple, old cock!
In just a few hours and without magic powers
The team's made a fractal like Koch.

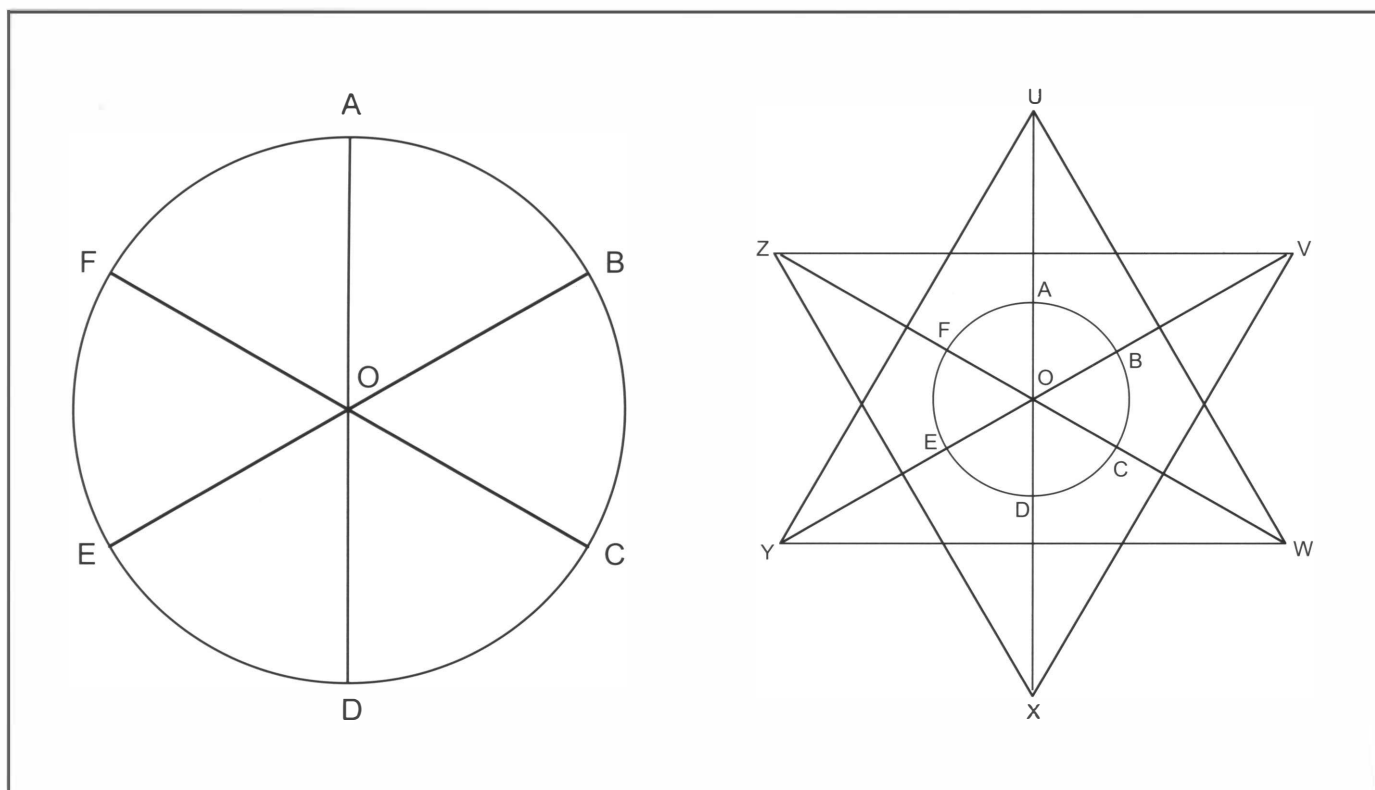
George Wingfield

(1) Make a ring in the crop and flatten the interior to make a circle.

(2) Starting at any point A on the ring, mark off five further points B, C, D, E, F on the circumference, each separated from the previous point by a distance in a straight line equal to the circle's radius.

(3) Extend the six radii OA, OB, OC, OD, OE, OF to U, V, W, X, Y, Z, where OU = three times OB, etc. Join up UW, VX, WY, XZ, YU, ZV to make the outline of the Star of David.

(4) Flatten the rest of the Star's interior and add boundary detail to convert Star of David into representation of Koch Fractal.



A SOLUTION IN THERE BEING NO SOLUTION

Erik Beckjord, who carves out his own script-messages to the Circlemakers in the fields, advises retaining a sense of humour.

THIS WON'T BE a popular essay, but it is brief, and while it may frustrate some readers, it also can provide a sort of closure to those who are ready to jump off the circles merry-go-round and escape to more cut-and-dried things. One famous researcher-author is cutting back on his own once-frenzied activities, and others may wish to follow suit.

My thesis here is simple: the entities who make circles are everywhere, not just some aliens that pop in for a night or two, and they hear everything, even this essay. As soon as anyone seems close to a solution or answer that sticks up - say, for example, the work of Dr. Levengood, or various dowsers, or the Germans [Koch and Kyborg] and their attempts at communication, or my own work doing the same - the beings step in and take a seemingly solid solution, and mess it up, or make it look like the reverse of what was expected or planned is happening.

A good example is the "Oliver's Castle Video" event of 1996. Just as one bit of research seems to show it is solidly a hoax, another shows up to show it is real, and then when the alleged hoax-maker is almost collared in his Bristol studio, fleeing through the car-park, his TV appearance in which he was to tell all gets put off or cancelled (unless it has finally come out...). Then, just as it seems solid that the entire event is to be wrapped up as one more clever hoax, iyles announces that some foreigners had a good look at Balls of Light making the Milk Hill Star formation of this summer (1), thus making the Oliver's Castle BOLs seem more valid.

The ball rolls from one end of the balancing board to the other, always not quite getting to the end, always stopping just a few inches from going over into the realm of final truth or final falseness, and it swings back, wobbling again back to the other side - but never quite all the way.

If an event *was* hoaxed, the entities or powers enter into it and start to send us evidence that maybe it wasn't, after all...and if an event seems to be the final answer that lets us all go home, with it all wrapped up, then *lo!* - in toddles more evidence on the other side to confuse us all.

In 1990 I wrote that we were probably dealing with a giant ghostly child, a meddler, a player, a gamester. This analysis still appears to hold, except that it may be a group of capricious child-entities, even our own sleeping Puckish selves, and not just one. The only thing certain is that nothing *shall* be certain. You can only laugh, and never take it too seriously. They don't.

Address comments to: Box 9502, Berkeley, CA 94709, USA

(1) iyles elaborates:

I told Erik that they did *not* see the Formation actually opening beneath the BoLs, but apparently that part got garbled...

What I do have is an interview on video I did with some Czech folks who witnessed the BoLs that were responsible for Transmitting the Milk Hill Formation. Because it was dark (midnight to maybe 3am or so), they did not see the actual Formation opening beneath the BoLs...but what they describe coincides quite congruently with what we see on JohnW's footage re: the consistent path all *three* sets of BoLs trace (just as John reported he saw *three*, but was only able to get the camera turned on in time to tape the last two), there was a Sound associated with the first set (which as you may know is the one

I believe sets the SoundBarrier, the template which subsequently restricts the Heat and Wind to within the Formation so the Energies don't "run all over the field". It's also the first set of BoLs which awakened and alerted John to what was happening in the field below).

The Czechs also describe at least 2 BoLs travelling in tandem, as John's footage shows, one larger than the other - the young Czech fellow reported seeing three, and maybe even four at one point - but it's not clear to me yet whether one set was leaving as the other was arriving, hence the four BoLs, or if a single pair of the Lights further subdivided (or perhaps were joined by others)...I tend to go with the first possibility at this point. These folks, too, as was JohnW, were awakened from sleep (the lady by a brilliant Light shining on her face)...and coming to 100%-alert within seconds is always a challenge...!

In the same vein...

The following, which seem to tie in with the above, are excerpted from "The Circlemakers" web site on the Internet:

<http://www.geocities.com/SoHo/3671/index.html>

After spending many hours at my drawing board throughout the winter of 1991, it became apparent that given the correct equipment and an average understanding of mathematics, humans would be perfectly capable of producing large and complex crop-circle formations. Towards the end of the 1992 season our circlemaking team decided to test our refined techniques by attempting to produce what was, at the time, probably the most complicated design ever. It was whilst creating that formation that the following event occurred.

As the sky grew darker we slowly walked along the narrow footpath that ran alongside our intended canvas for the night. I knew we had to start early if we had any chance of completing the formation before daybreak.

Once in the field, our initial job was to set up the datum line: a taut length of string (on this occasion pulled diagonally across a number of tram lines) that acts as a spinal cord from which the formation can grow. Finally we were off and like the low munching of sheep, our stompers began to turn the design into reality. After about an hour, we three circlemakers converged on the same point and began quietly discussing our progress.

Suddenly my attention was drawn to a light that had appeared from nowhere. It was a few hundred yards away and directly in front of us. As soon as I'd registered its presence I alerted my colleagues. Amazed, we stood there gazing at this football-sized orange light as it hung motionless, about forty feet above the surrounding countryside. After an estimated five seconds the light began to slowly descend. Within another five seconds it had descended about ten feet and had faded into invisibility. With little time to spare, we excitedly returned to our work, always hopeful of a repeat performance.

Subsequent daylight checks revealed no evidence of the light's existence. That year also saw a large increase in the number of luminosities reported around circle sites. Did we witness a naturally occurring phenomenon - or were we really being scanned by the genuine circlemakers?

Julian Richardson

My Epiphany came on three occasions inside of a week...Rod Dickinson and myself had agreed to let a reporter from a London radio station accompany us one night as we laid down a crop circle in a field somewhere in Wiltshire. The plan was to hit a field in the Alton Barnes area.

Having already located what we thought was a safe parking spot some distance from the field, we decided to drive past it whilst there was still some daylight, only to find a car already parked there. We drove on to a nearby garage to pick up some provisions, and then into Marlborough town centre for a drink, a think, and to wait for nightfall.

After a quick briefing on the construction of the formation in the car beforehand, we drove to what we hoped, by now, would be our empty parking space. Everything seemed okay, so we killed the lights and the engine, did a sharp right, and let the car ride to a halt before pushing it under cover. All the necessary equipment was unloaded and handed round, then we silently crept along the shadows towards our field.

Five minutes later, we nearly walked right into a car parked inconspicuously down the farm track we were following. We weren't sure if there was anybody in it, but didn't fancy hanging around to find out. So, back to our car we crept. All the time Ned from the radio station was whispering a running commentary into the rather bulky tape recorder slung around his neck.

We drove on to another field that we had previously chosen as a potential circles site. This time everything ran smoothly and the formation was soon underway. Part-way through the construction of the formation, there was a powerful burst of light; we all stopped, looked around, and after a bit of head-scratching continued the formation. This was followed soon afterwards by an identical burst of light. I later described the experience as analogous to having a flash-gun let off in my face, with the light momentarily blinding. Unfortunately, Ned's recording equipment was switched off at the time of the flashes, as he was helping us craft the formation.

Later that same week, Rod and I were out making another formation in the same area. During its construction in heavy rain, we both witnessed a series of bright flashes. Unlike the previous all-encompassing bursts of light, these emanated from behind the bushes at the edge of the field, and were accompanied by a loud crackling noise.

We carried on, assuming that it was some kind of electrical equipment, perhaps shorting out due to the heavy rain. I returned to the site in daylight to try and locate the source of the flashes, but found only trees and bushes.

Once more during the same week, I was out circlemaking with a friend in the same locale. After four hours in the field, as the formation was nearing completion, I was suddenly overcome by a strong sense of foreboding... shortly followed by a similar burst of light. Not wanting to chance a meeting with the source of the flashes, we left. I decided to make that my last formation of 1994. Earlier this year, we took another journalist out with us. During our conversations we described the flashes of light to him, but Andy initially seemed unconvinced. This is what he later wrote in his article for *The Face* magazine:

"About thirty minutes before, John had turned to me as we were a few feet away on the outer ring, 'Did you pick out that flash,' he asked, excitedly. 'No,' I told him, wondering if he was trying to spook me. Ten minutes later John asked again. Nothing. Now I'm pacing the other side of the ring on my own and I get one. A bright flash that seemed to emanate from the back of my own retina. From nowhere at all in fact. I ran to where John is standing. 'You saw that one?' 'Yeah,' I say, though 'saw' isn't the right word. Ten minutes later I pick up a second."

The moral seems to be if you want to see something weird

while making circles, take a journalist with you!

The circles have become signs and portents of our time, fuelling Millennial fever. They function as huge Rorschach tests writ large in the fields of southern England, deciphered according to the belief systems of those who view the phenomenon.

I'm often asked why I make crop circles. It's a difficult question to answer: there are countless reasons for doing it. Being able to construct something that many people believe to be beyond human endeavour is certainly one.

The circles-prone area of Wiltshire could be referred to as a psychic landscape. The location of crop circles within this landscape is of great consequence. Seeing a formation put down in just the right place in relation to its surroundings adds an extra dimension to a formation; it becomes more than the sum of its parts. The proximity of many circles to established sacred sites, such as Avebury or Silbury Hill, only adds to this sensation.

In 1991, Rob Irving described the crop circles as being "temporary sacred sites". Last year, we created a number of these. Many people visited them. Some came to meditate; some came to dance; others came to decipher, and still others came simply to view these huge "...cathedral-like floor plans". Numerous visitors reported a diverse assortment of anomalies associated with these sites.

I consider the circles we've put down to be genuine. There is no intention on our part to deceive.


Our work generates response, often from other circlemakers, and can sometimes act to catalyse a wide range of paranormal events. I still believe there is a genuine phenomenon, but I now also believe that we're a part of it.

Working backstage with the circles has allowed me to journey into the heart of an anomaly. It's been a real eye-opener, as well as providing a fascinating sociological insight. I certainly haven't got the whole picture yet - but I've got a much clearer one.

John Lundberg

THREE-DIMENSIONAL MOBILE

BARBURY CASTLE 1991



(Dimensions at highest point 12" x 12" x 8" high)

Including 40-page A5 booklet

Allow 28 days' delivery from receipt of order

Cost: £14.99 + £2.50 p&p


Cheque/postal order made payable to:

Placebo Products

PO Box 145

Horsham

W. Sussex RH12 2YU



Etchilhampton, Wilts.

Busty Taylor



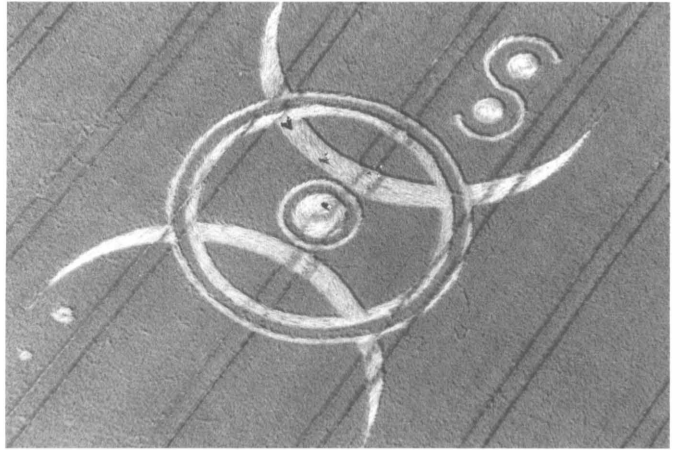
Liddington Castle, Wilts.

Busty Taylor




Teglease Down, Hants.

Busty Taylor




Oliver's Castle, Wilts.

Busty Taylor




Milk Hill, Wilts.

Busty Taylor




Cley Hill, Wilts.

Busty Taylor




Meon Valley, Hants.

Busty Taylor




Hackpen Hill, Wilts.

Busty Taylor




Alton Priors, Wilts.

J. J. Evendon




Silbury Hill, Wilts.

J. J. Evendon




The Gliders, Buckland, Surrey

J. J. Evendon



Alton Priors, Wilts.

J. J. Evendon




Bourton, Wilts.

Ute Sayer



Headbourne Worthy, Hants.

Ute Sayer



Morestead, Hants.

Ute Sayer



Clanfield, Hants.

John Sayer

FLYING IN CIRCLES

A human-bird's-eye view of the phenomenon from daredevil aviator *J. J. Evendon*.

IF I WERE a bird, I would have no problems! However, thanks to the laws of physics, the best view of a crop circle is undoubtedly from the air. Over the years I have seen many which are truly breathtaking and one cannot escape the inevitable thought as we look down upon these compelling pictures from an uninterrupted view some 1500' above, why, how and who are the originators and what message - if any - are they trying to project?

Maybe interpretation of these strange images which once may have been easily understood by those closer to nature's harmonious energies hundreds, if not thousands, of years ago is beyond our modern minds. If we saw strange, disjointed symbols somewhere, would we recognise them as a form of message? What might seem strange and beautiful to us may even be a rude social greeting. Then again, if it could be deciphered, it could be the winning lottery numbers! Who's to say it isn't? Who cares?

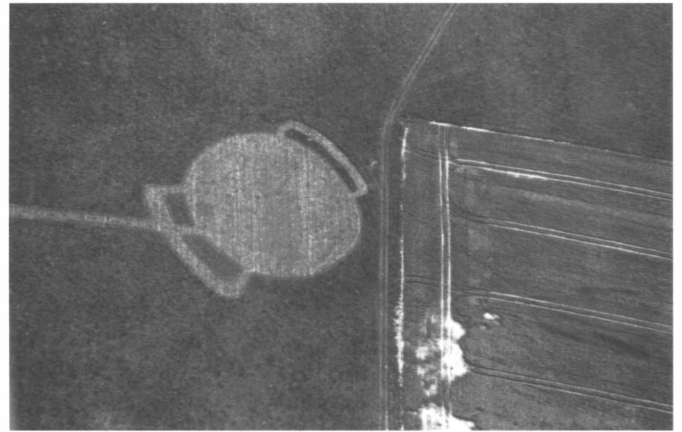
I must confess to be one who, despite having an avid interest in such cereal art, has never stepped into a crop circle. I envy those who, having spent a considerable amount of time going up that lane and down the other trying to locate a reported sighting in a field which may be miles away in a different area, eventually glimpse their quarry out in the middle of a barley or rape seed field. Having established its location, the next hurdle is to gain permission from the farmer on whose land it has appeared (not an easy thing, I hear) and then taking care not to further damage his property. All this may have taken the best part of the day.

After entering the circle or pictogram, measurements can be made and only then its true form and scale can be revealed and catalogued. Whilst researchers stand with tape measures, cameras and compasses in hand under the heat of the sun, discussing the various complexities of the design, a faint purr is heard growing gently louder by the minute. Instinctively, they cast their eyes towards the sound and they focus upon a small aircraft approaching them from just above the horizon - the sun reflecting off its shiny surface. Simultaneously, the aircraft is seen to change course and head straight towards them as if drawn by some magnet. Smiling, they look up in envy and wish, "If only I could be there" - not knowing that the pilot is also thinking along the same lines.

At the start of the crop circle season, I tend to view hunting for crop circles as undertaking some sort of "mission" to satisfy the lust denied since the end of the last season. The euphoria of being airborne looking for crop circles reminds me of a shark swimming along a reef looking for its next meal. It doesn't matter if nothing is immediately found, as sooner or later something will appear - it always does. When a formation is discovered, it begs to be admired, for the whole world to see. Then and only then do I consider my mission accomplished and as I bank away I am filled with a sense of awe.

The ideal aircraft for taking photographs of ground objects has to be, unquestionably, a high-wing aircraft, which means the wings are above the windows, offering the occupants unobstructed visibility. Regrettably, my aircraft is low-wing, with the cockpit and windows above the wing. So what do I do? A strong stomach is a requirement, as in order to get the pictures, tight turns over the target are the only way to lose the wing (metaphorically speaking, of course!) and so achieve an uninterrupted view of the formation to obtain the perfect photograph.

How and where to find these depends on intelligence



Curious ground marking near Hungerford, Wilts.

J. J. Evendon

received through various channels but my main source is John Sayer, the editor of this magazine. It pays to have someone with good map-reading and communicative skills with you, as when you are travelling along at anything between 150 - 180 mph, it can be easy to miss the target, especially in marginal weather conditions, and quick instructions from the navigator help reduce the chance of chasing shadows - of which there can be many.

Before any flight, John marks the map where the latest sightings have been reported. It is then left to me to plan the sequence in which they will be over-flown. Once satisfied with the routing and after a quick run-through with John, we take off and set course for our first rendezvous. We try, where possible, to fly at a transit altitude of 3000'. At this height we have a superb view of the surrounding countryside along our route and the opportunity of perhaps finding new, as yet unreported formations adds zest to our trip. Getting to the general area is not difficult and with eyes peeled the formations can generally be located fairly easily. However, information fed through the grapevine is not always accurate and occasionally, despite our vantage point, we find no formation and conclude we've had a false report. In this instance I pity those dedicated researchers who set off to investigate such a report only to spend many wasteful hours driving and slogging it out on foot.

Once a formation has been located, we descend to 1500' for a few orbits to take photographs and video footage. Using a zoom lens, we take photographs of the pictogram itself and also of the surrounding area. The latter are especially useful if you want to return and do a ground survey afterwards. Sometimes, in order to get the right picture, it is necessary to bank the aircraft on its wingtip, giving rise to high G forces.

I have always found it an amazing sight to see the number of people standing inside or walking around these formations. What draws all of us interested in these phenomena together? Is it perhaps some hidden magnetism, a fascination that perhaps an alien spacecraft landed and has left us a message of the secrets of life and beyond?

If I see a strange craft flying around next time I'm up there, I'll ask the pilot and let you know the answer. Until then, keep your camera handy, as it might not be me up there looking at you looking at me, but a stranger from eternity.

Even accepting that some of these beautiful shapes are created by our fellow countrymen, we can still marvel at their scale and symmetry and ask ourselves the question, "How did they do that?"

REPORTS AND SKETCHES

Lancashire Crop Formations Carol Anne Strange



Paul Banister

In 1995 Lancashire became a hot-spot for crop circle formations. A report in the *Lancashire Evening Post* on 27th. July that year confirmed that six circles had been found between Bretherton (near Chorley) and Preston, with the largest circle measuring over 200' wide, in fields opposite Warner Brothers Cinema in Walton-le-Dale. These were all keenly investigated and photographed by writer and researcher Chris Kenworthy at a time of record UFO sightings in the Bretherton area.

The following year was relatively quiet with only two reported circles, both of which appeared at Sollum, near Bretherton, on farmland which was once part of the historical Bank Hall estate. The first circle was reported in May 1996 in rape seed crop and would not have been easy to find from ground level. (Did a pilot or investigator with access to aerial views provide the report?) Later, at the beginning of August, a circle was discovered in a field of green wheat (which was just changing colour), visible at ground level flanked by the River Douglas and River Yarrow. It is not known whether any formal investigations were carried out on these two formations.

The start of the 1997 season proved disappointing for crop circle watchers and farmers alike, with heavy rain taking its toll on young crops. There seemed to be little going on in Lancashire and no reports of formations, although it could be said that this might be due to there being no active researchers in Lancashire at this time. One formation did, however, appear and was easily visible from ground level. Once again, it was in Sollum, in the same field as the August '96 circle.

The 1997 Sollum formation appeared between 27th. July and 2nd. August, in the corner of a field of wheat flanked by the rivers Douglas and Yarrow. It comprised 3 large circles (the largest being approximately 25' diameter) and 3 satellite circles. On closer inspection, this particular formation did not appear as "clean" as others. There was a track leading from the edge of the field into the largest circle. The crop standing at the edges of the circles was slightly bent in places. Although the largest circle seemed to have a fairly consistent ant-clockwise swirl, the other two had been flattened more haphazardly in segments. Most of the stems had been bent over approximately two inches from the ground although some stems had been bent part-way up.

In the three years I have taken an active interest in crop circle formations, I have tried to remain open-minded as to how they are caused. After seeing crop circles first hand and reading plenty on the subject, I have now reached a stage where I feel

that many are man-made although I am also certain that there are some which defy current understanding and explanation. With regard to the Sollum 1997 formation, my instincts tell me that this particular one is a hoax. I could be wrong. I am certainly no expert on the subject. If any investigators would like to come up to Lancashire, perhaps next season, they are welcome to contact me via *The Cereologist* and I would be happy to guide them through the area.

Incidentally, before coming across the '97 Sollum formation, we passed a deserted house on our approach and noticed that a 5-bar gate had been ripped off its hinges. Ironically, I jovially mentioned that perhaps it had been taken by crop circle hoaxers. No sooner had I said this than we came across this formation! I'm either becoming more intuitive or more cynical about these strange signs. Whatever the case, I doubt it will calm my curiosity and I'm sure I'll continue scanning the fields until the mystery is solved.

[Carol Anne is a freelance writer and author who specialises in non-fiction features and books. Her forthcoming book on Lancashire's unexplained phenomena (ghosts, UFOs, earth mysteries) "Strange Goings On in Lancashire" is due to be published soon. To receive notice of publication, please send an SAE to Strange Enterprises, 35 Dunkirk Lane, Preston PR5 3AX.]

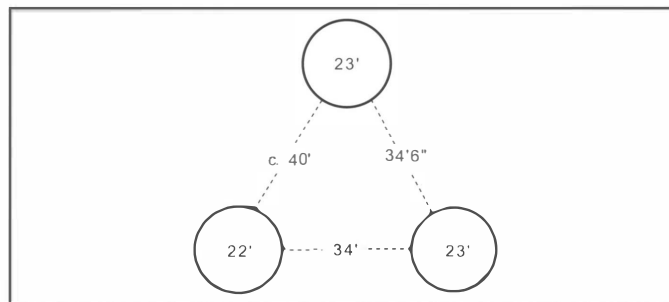
Sevington, Kent Steve Croxford

Circles first noticed on 11th. August in wheat, just off Bad Munsteriefel Avenue, Sevington, near Ashford.

All three circles had clockwise lay. No marks in centres of any circle. No broken stalks: all bent from ground level. A rather convenient footpath runs right past the circles. Sevington church approximately half a mile away 200° from north.



Steve Croxford



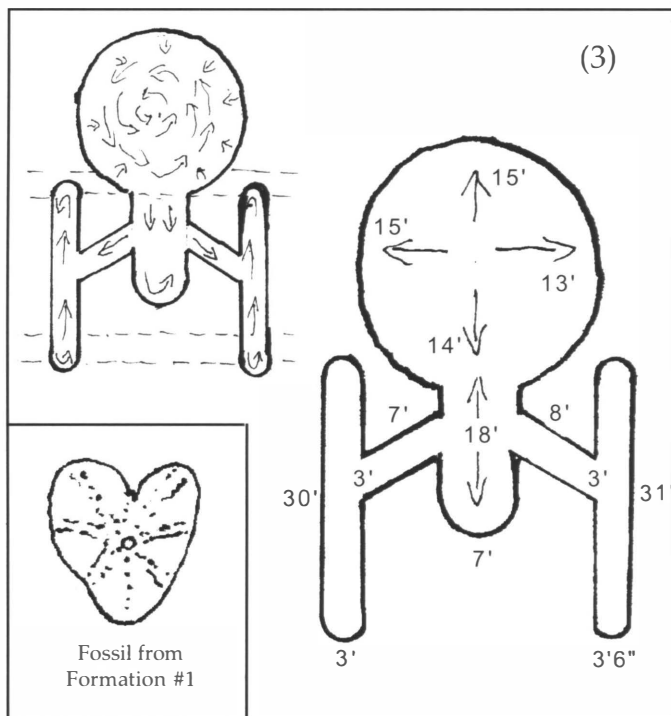
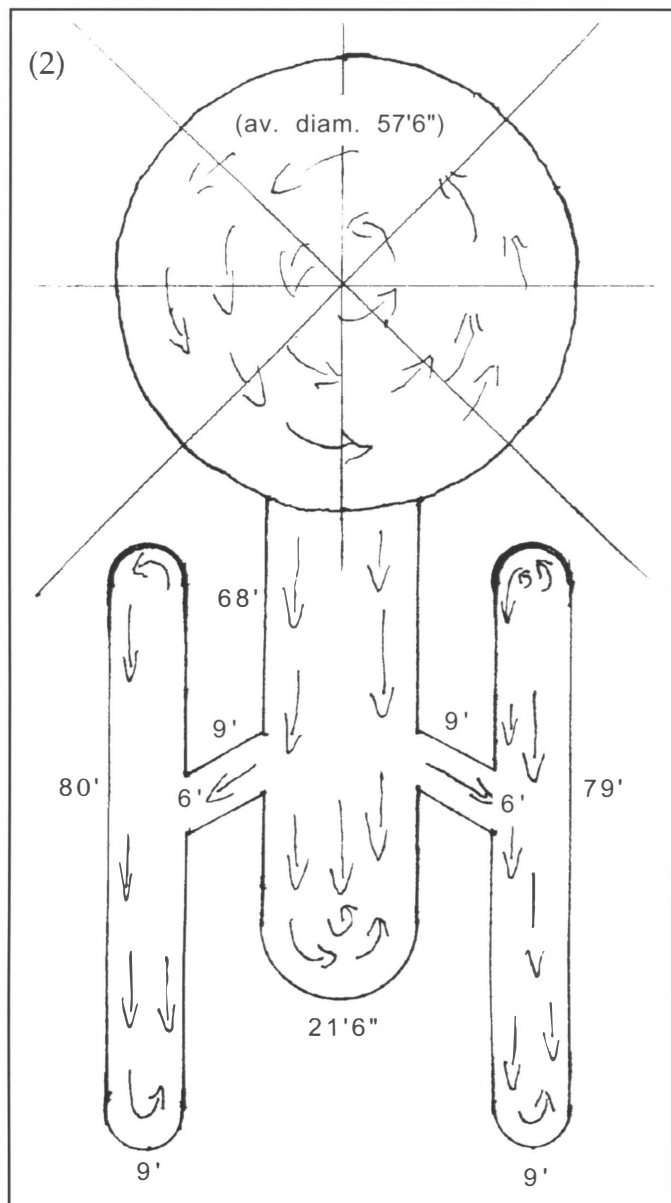
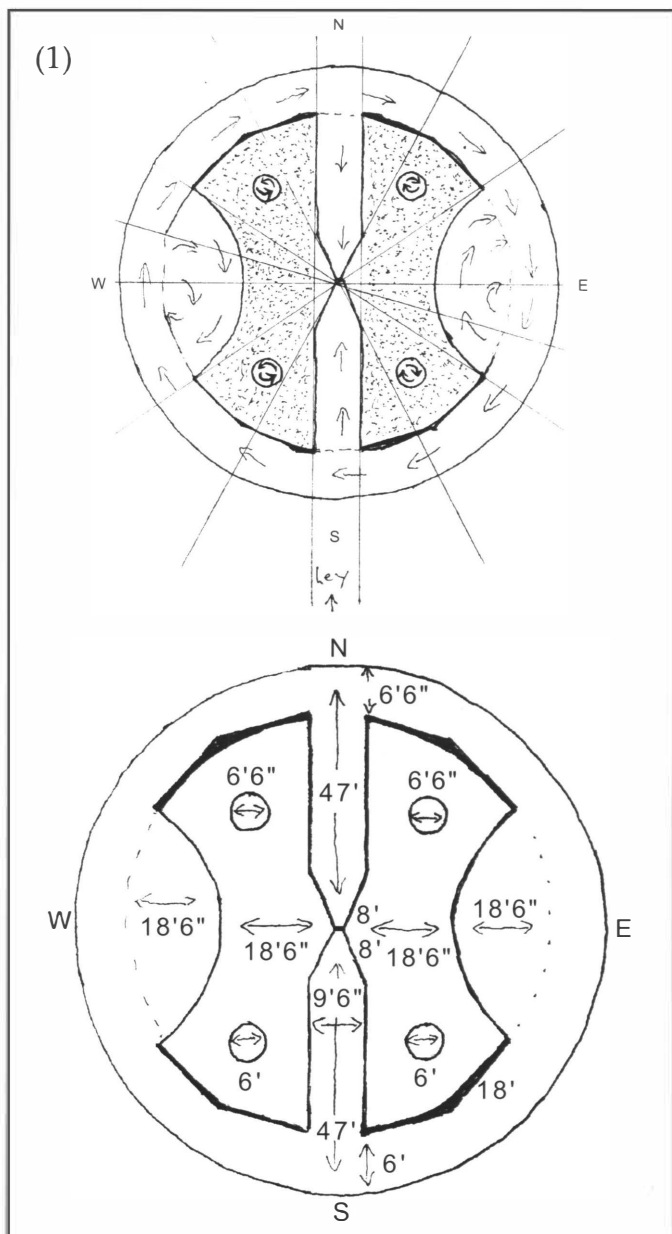
Buckland, Surrey
Mark Herbert

The circular formation (1) was discovered on 25th. July, with the two others appearing a couple of days later. While the farmer was intrigued by the first arrival, he was not at all pleased with the other two, which he saw as an insensitive mickey-take of the fact that the location - a sloping field (planted this year with wheat) known as "The Gliders" - was the scene of the deaths of several British and German glider pilots during training in the 30s (the formations being reminiscent of the spaceship "USS Enterprise" from the TV show *Star Trek*).

(1) A tidy formation: few broken stems from visitors' feet; mostly bent at ground level - some looked burnt. Possibly a small grapeshot about 60'-70' to the south-east. Internal small circles: NW and SW anticlockwise, NE and SE clockwise. Dowsed wide ley through middle. Found a fossil in middle (see inset).

(2) Very neat lay of crop. Eight radiating energy lines from circle only.

(3) Crop at perimeter of circle flowing inwards towards centre; overlapped by anticlockwise swirl. Order of laying of crop: circle, then perpendicular shaft, followed by angled paths, finally parallel "boxes".



USEFUL SOURCES OF INFORMATION

Books:

Bartholomew, A. (ed.) - *Crop Circles: Harbingers of World Change* - Gateway Books 1991
Collins, A. - *The Circlemakers* - ABC Books 1992
Davis, Beth (ed.) - *Ciphers in the Crops* - Gateway Books 1992
Delgado, P. & Andrews, C. - *Circular Evidence* - Bloomsbury 1989
Delgado, P. & Andrews, C. - *Crop Circles: The Latest Evidence* - Bloomsbury 1990
Delgado P. - *Crop Circles: Conclusive Evidence?* - Bloomsbury 1992
Good, T. (ed.) - *The UFO Report 1990* - Sidgwick & Jackson 1989
Good, T. (ed.) - *The UFO Report 1991* - Sidgwick & Jackson 1990
Good, T. (ed.) - *The UFO Report 1992* - Sidgwick & Jackson 1991
Hesemann, M. - *The Cosmic Connection: Worldwide Crop Formations and ET Contacts* - Gateway Books 1995
Keen, M. - *1991: Scientific Evidence for the Crop Circle Phenomenon* - Elvery Dowers 1992
Krönig, J. - *Spuren im Korn* - Zweitausendeins 1992
Krönig, J. - *Und Wieder Kornkreise* - Zweitausendeins 1993
Meaden, G. T. - *The Circles Effect and its Mysteries* - Artetech 1990
Meaden, G. T. - *Circles from the Sky* - Souvenir Press 1990
Noyes, R. (ed.) - *The Crop Circle Enigma* - Gateway Books 1991
Palgrave-Moore, P. - *Crop Circle Classification* - Elvery Dowers 1991
Randles, J. & Fuller, P. - *Crop Circles: A Mystery Solved* - Robert Hale 1990
Taylor, B. - *Crop Circles of 1991 (photos)* - Beckhampton Books 1992

Journals:

The Cereologist - Editor: John Sayer, Clements Farm, Wheatley Lane, Kingsley, Bordon, Hants. GU35 9PA
Circles Phenomenon Research Newsletter - Editor: Colin Andrews, 39, Leigh Road, Andover, Hants. SP10 2AT
Enigma - Editor: Paul Vigay, 104, Manners Road, Southsea, Portsmouth, Hants. PO4 0BG

Magazines which sometimes feature circles:

Magazin 2000 - Editors: Michael Hesemann & Ingrid Schlotterbeck, Gather Druck & Verlag, Lupinenstr. 103, 41466 Neuss, Germany
MUFON Journal - Editor: D. Stacy, 103, Oldtowne Road, Seguin, TX 78155-4099 USA (Crop circle articles may possibly be obtainable separately.)
Nexus - Editor: Duncan M. Roads, (UK) 55, Queens Road, E. Grinstead, W. Sussex RH19 1BG; (USA) P.O. Box 177, Kempton, IL 609460177, USA; (Europe) P.O. Box 372, 8250 AJ Dronten, The Netherlands
Fortean Times - Editors: Bob Rickard & Paul Sieveking, PO Box 2409, London NW5 4NP
UFO Reality - Editor: Jon King, PO Box 1998, Glastonbury, Somerset BA6 8YB
Quest for Knowledge Magazine - Publisher: Roy Bird, PO Box 1008, Chester CH3 1GF
Flying Saucer Review - Editor: Gordon Creighton, FSR Publications Ltd., PO Box 162, High Wycombe, Bucks. HP13 5DZ


Videos:

UFOs, Crop Circles & the Paranormal - Television House, 32, East

Street, Andover, Hants. SP10 1ES
Crop Circle Communiqué - Circlevision, PO Box 36, Ludlow, Shropshire SY8 3ZZ
Undeniable Evidence - c/o CPR, 39, Leigh Road, Andover, Hants. SP10 3ST
The Terrestrial Connection - BC Videos, New York
Cosmic Code or Natural Force? - Circle Films, 1991
The Mystery of the Crop Circles - Clip Film/Magazin 2000, Lupinenstr. 103, 41466 Neuss, Germany


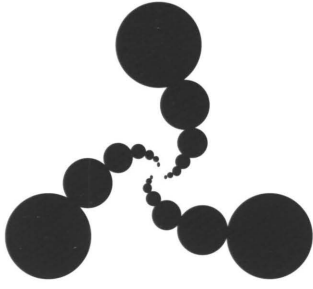
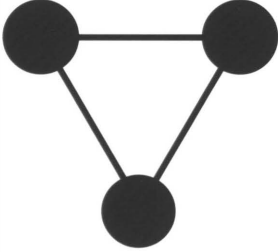




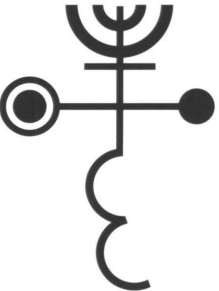
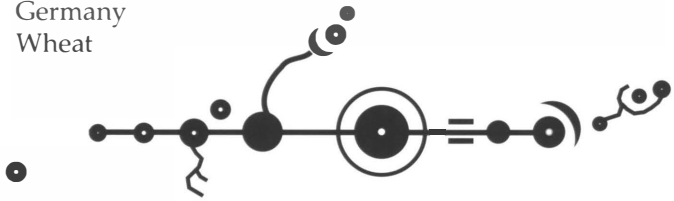



Internet web sites:

Crop Circle Connector
<http://www.marque.demon.co.uk/connector/connector.html>
IRCUP
<http://www.interalpha.net/customer/pvigay/>
CPR International
http://alpha.mic.dundee.ac.uk/ft/crop_circles/anasazi/cpri96.html
CPR Canada
<http://www.geocities.com/Area51/Cavern/3310/>
Crop Circle Central
<http://denali.medberry.com/krishna/>
The K2 Crop Circular
<http://www.nh.ultranet.com/~lovely/>



A SELECTION OF OVERSEAS FORMATIONS OF 1997

<p>18th. May Lindau Schleswig-Holstein Germany Wheat</p> <p>10m. a/c circle, ring 19m.</p>	<p>9th. June Loit Schleswig-Holstein Germany Barley</p> <p>Largest circle 7m. Overall length 43m.</p>
<p>13th. June Ulsnis Schleswig-Holstein Germany Barley</p> <p>12.5m. circle with 2.2m. circle 30m. away.</p>	<p>13th. June Stubbe in Schwansen Germany Barley</p> <p>Largest circle 12.1m. Overall length 61m.</p>
<p>25th. June Kius Schleswig-Holstein Germany Wheat</p> <p>Largest circle 6.3m. Overall length 46.7m.</p>	<p>28th. June Salem Oregon USA Wheat</p> <p>64' diameter. central circle 10' (a/c).</p>
<p>29th. June Andel Noord-Brabant Holland Barley</p> <p>All circles a/c.</p>	<p>29th. June Burghasungen (Kassel) Germany Wheat</p> <p>40m. diameter.</p>
<p>30th. June Zerienberg (Kassel) Germany Wheat</p> <p>34m. diameter.</p>	<p>12th. July Waverly Nebraska USA Wheat</p> <p>Large circle c. 40', small c. 20'.</p>

<p>13th. July Smithfield Utah USA Crop?</p> <p>(Dimensions unknown)</p>		<p>16th. July Nieuwerkerk Zeeland Holland Wheat?</p> <p>Middle circle in each arm of 7 - 23m.</p>	
<p>18th. July Island of Texel Holland Wheat?</p> <p>Paths 13m., circles (a/c) 8m.</p>		<p>25th. July Loit/Ulsnis Schleswig-Holstein Germany Wheat</p> <p>Overall length 13m.</p>	
<p>27th. July Leimuident nr. Amsterdam Holland Wheat?</p> <p>Circles a/c. Large: 13m., small: 6.2m.</p>		<p>28th. July Ulsnis am Nordufer der Schlei Germany Wheat</p> <p>Overall dimensions: 53m. x 29m.</p>	
<p>31st. July Groenstraat Zeeland Holland Crop?</p> <p>Semi-circles 15m. & 30m.</p>		<p>late July Richmond Utah USA Crop?</p> <p>(Dimensions unknown)</p>	
<p>1st. August Lindau am Nordufer der Schlei Germany Wheat</p> <p>Overall dimensions: 122m. x 54m.</p>		<p>7th. August Raymore Saskatchewan Canada Wheat</p> <p>Circle 65', satellites 6'5".</p>	
<p>13th. August Wausau Wisconsin USA Crop?</p> <p>(Dimensions unknown)</p>		<p>late August Marion New York State USA Oats</p> <p>Overall length c. 85'.</p>	

DORSET '95 - JUST A PLAY WITH NUMBERS?

Max Seurig and H. Werner Baumann conduct a further analysis of a crop formation appearing to contain prehistoric mathematics...and more. (Translation by Ute Sayer.)

THE 1995 FORMATION in Dorset, (it is not known who made it, nor even who measured it) is the third complex pictogram on which we could successfully try the principles of prehistoric mathematics, including their astronomy. The formation was found in southwest England at about 51° latitude and between 2° and 3° longitude. It looks like an arrow with feathers on one side or like an aircraft with vertical tailplane. Even the image of William Tell's apple-shooting comes to mind. The arrow is piercing a small circle which is connected by a path to a bigger circle. The path points north. The arrow shows an angle of 39° - the counter angle from an easterly direction, an angle of 51°.

The drawing contains 15 measurements, including five high odd numbers as well as three that appear several times. The formation gives a brilliant example of a network of numbers of which every result can be proven by different calculations. Even in between results of multiplications show series of numbers of existing measurements. We don't know whether somebody fooled us and came up with these genial results. Also, we won't ask for the origin. We simply want to examine whether there is a connection between the measurements of the formation and of some ancient monuments and their astronomy.

A first proof seems to be the measurement of the top part of the arrow. The length of 8.30m. contains 10 megalithic yards of 0.83m. - a prehistoric measurement that was introduced to archaeology by Rolf Müller and Alexander Thom in the 60s. If one includes the width of the path of 1.70m: $8.30 + 1.70 = 10$, one finds a confirmation of the multiplication factor 10. From our point of view this fact could be a bridge to prehistoric times. Also, the 10 gives us the possibility to multiply or divide each result in order to receive the tenth part, to move the decimal point to both sides. We demonstrate this with three examples:

- 1) $12.0 + 6.0 + 4.1 + 4.3 + 7.9 + 1.7 = 36.0 \times 10 = 360 = 360^\circ$ (Zodiac)
- 2) $8.0 + 8.0 + 12.0 + 1.7 + 1.7 = 31.4 / 10 = 3.14$ (Pi)
- 3) $8.0 + 7.9 + 1.7 + 18.9 = 36.5 \times 10 = 365$ (days)

The concrete network

We start with the measurements of the angles:

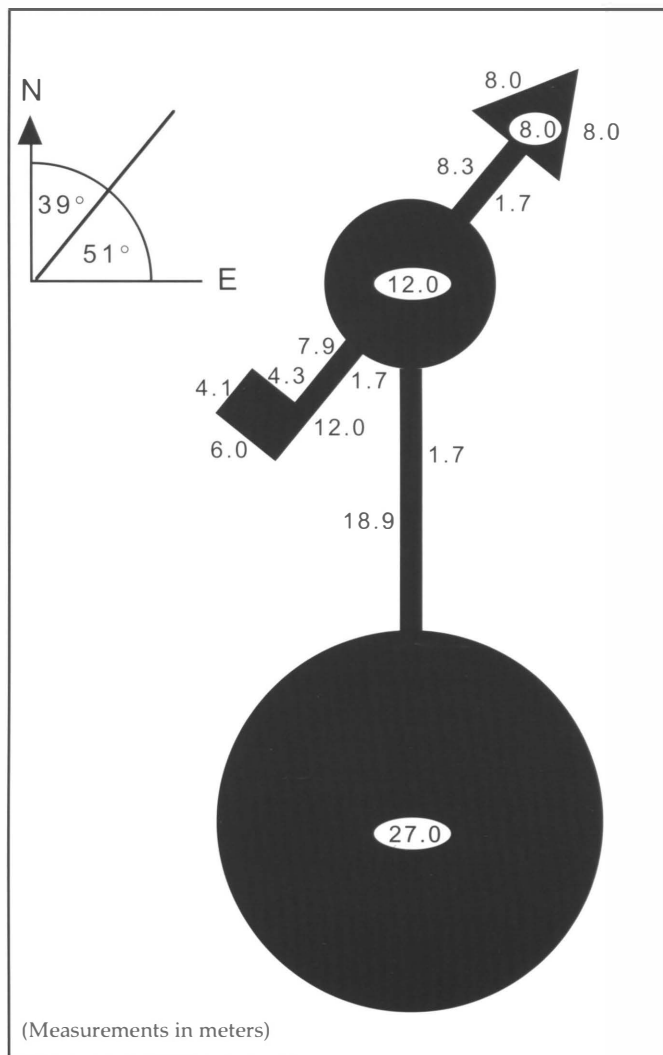
39° NNE = azimuth of direction of arrow
 $27.0 + 12.0 = 39.0$ = sum of diameters of circles
 Counter calculation: $18.9 + 4.1 + 4.3 + 1.7 + 1.7 + 8.3 = 39.0$

51° NNE = direction of arrow in relation to east-west axis
 $1.7 + 1.7 + 1.7 = 5.1$ = sum of the three paths
 $5.1 \times 10 = 51.0$
 51° latitude = approximate geographical location of Dorset
 510 million square meters = surface of the earth
 $51^\circ - 39^\circ = 12^\circ = 12.0$: diameter of small circle
 12.0 = length of bottom end of arrow

We now show the calculations using meters:

(1) Diameter of big circle x diameter of small circle:

$$\begin{array}{r} 27.0 \times 12.0 = 324 \\ \underline{54} \\ 324.0 \end{array}$$



Counter calculation:

$$\begin{array}{l} 8.0 + 8.0 + 8.0 + 12.0 + 12.0 + 6.0 = 54 \\ 8.1 + 8.0 + 8.0 + 4.1 + 4.3 = 32.4 \times 10 = 324 \end{array}$$

Accidentally we find two other interesting calculations:

(2) $324 / 39 = 8.3$

$$\begin{array}{r} \underline{312} \\ 120 \\ \underline{117} \\ 30 \end{array}$$

The result repeats the series of numbers of the megalithic yard and shows a connection with prehistoric times.

(3) $324 / 51 = 6.35$

$$\begin{array}{r} \underline{306} \\ 180 \\ \underline{153} \\ 270 \\ \underline{255} \\ 15 \end{array}$$

Counter calculation:

$$\begin{aligned} 6.0 + 12.0 + 12.0 + 4.1 + 1.7 &= 35.8 + \\ 1.7 + 8.3 + 1.7 + 8.0 + 8.0 &= \underline{27.7} \\ 63.5 / 10 &= 6.35 \end{aligned}$$

The result shows the radius of the earth (6350 km) in a ratio of 1:1 million.

(4) Addition and multiplication of the end of the arrow:

$$\begin{aligned} (6.0 + 12.0) \times (4.1 + 4.3 + 7.9 + 1.7) \\ 18.0 \times 18.0 \\ \underline{144} \\ 324.0 \end{aligned}$$

Counter calculation:

$$12.0 \times 12.0 = 144.0 \text{ or } 6.0 + 4.1 + 4.3 = 14.4 \times 10 = 144$$

(5) Addition of (1) and (4) results in doubling:

$$324.0 + 324.0 = 648.0$$

Counter calculation:

$$\begin{aligned} 8.0 + 8.0 + 8.3 + 1.7 + 12.0 + 7.9 + 18.9 &= 64.8 \\ 64.8 \times 10 &= 648.0 \end{aligned}$$

(6) Big circle and connecting pathways:

$$\begin{aligned} 27.0 \times 1.7 \\ \underline{189} \\ 45.9 + \\ \underline{18.9} \text{ (length of connecting paths)} \\ 64.8 \times 10 &= 648 \end{aligned}$$

Counter calculation:

$$\begin{aligned} 18.9 \times 10 &= 189 \\ 8.0 + 8.0 + 8.3 + 1.7 + 12.0 + 7.9 &= 45.9 \end{aligned}$$

(7) Addition of (5) and (6) results in second doubling:

$$648 + 648 = 1296$$

Counter calculation, sum of all 15 measurements:

$$\begin{aligned} 3 \times 8.0 &= 24.0 & 8.3 & 4.3 & 18.9 \\ 3 \times 1.7 &= 5.1 & 6.0 & 7.9 & 27.0 \\ 2 \times 12.0 &= \underline{24.0} & \underline{4.1} & \underline{\quad} & \underline{\quad} \\ & 53.1 + 18.4 + 12.2 + 45.9 & & & = 129.6 \\ 129.6 \times 10 &= 1296 \end{aligned}$$

(8) Bottom of arrow:

$$12.0 \times 6.0 = 72$$

Counter calculation:

$$\begin{aligned} 8.0 \times 8.0 &= 64.0 + 8.0 = 72.0 \text{ or} \\ 6.0 + 4.1 + 4.3 + 7.9 + 1.7 + 12.0 + 12.0 + 8.0 + 8.0 + 8.0 &= 72.0 \end{aligned}$$

(9) Bottom of arrow:

$$\begin{aligned} 72.0 \times (4.1 + 4.3 + 7.9 + 1.7) &= \\ 72.0 \times 18.0 \\ \underline{576} \\ 1296 \end{aligned}$$

Counter calculation:

$$\begin{aligned} 8.0 + 8.0 + 8.0 + 12.0 + 12.0 + 7.9 + 1.7 &= 57.6 \\ 57.6 \times 10 &= 576 \end{aligned}$$

(10) Addition of (7) and (9) results in the third doubling:

$$1296 + 1296 = 2592$$

The ancient astronomy

Some measurements act as a signpost to the old astronomy. The 12 of the diameter of the circle and the 12 of the length of the arrow connect to the almanac, to astronomy and religious history, but also to fairytales and legends. The square is 144, a number which we found in almost all monuments we examined. If one subtracts it from the 360° one gets 216 which also can be found as measurement and degree internationally. $12 \times 6 = 72$ presents the elementary number of the platonic year, the length of time of 1° of the zodiac. 72 calendar years are necessary for the point of sunrise at equinox to wander through 1° of the zodiac. We have described the basics of the zodiac, the starsigns, the platonic year, as well as a summary of the world of planets in *The Cereologist* #19.

The end of the arrow with its sum 36.0 offers the most valuable pythagoric number, with which the members swore their highest oath, and multiplied by 10 shows the 360° of the zodiac, but also the 2592 for a starsign, whose real expansion on the horizon is 36° ($36 \times 72 = 2592$). You find it in the result of the calculation of (10) above. In the following section we demonstrate the astronomical numbers we found.

(1) Bottom of arrow:

$$12.0 + 6.0 + 4.1 + 4.3 + 7.9 + 1.7 = 36.0 \times 10 = 360 = 360^\circ \text{ zodiac.}$$

(2) Top of arrow/connecting paths/end of arrow:

$$8.0 + 8.0 + 1.7 + 1.7 + 4.1 = 23.5 = 23.5^\circ \text{ angle of ecliptic}$$

(3) Top of arrow/small circle/end of arrow:

$$\begin{aligned} (8.0 + 8.0 + 8.0 + 12.0) \times 10 &= 360 \\ \underline{72 \times 360} \\ 216(0) \\ 4320 \\ 25920 \text{ Platonic year of } 25920 \text{ calendar years.} \end{aligned}$$

Counter calculations:

$$\begin{aligned} 12.0 + 7.9 + 1.7 &= 21.6 \times 10 = 216 \\ 8.0 + 8.0 + 12.0 + 6.0 + 7.9 + 4.3 &= 43.2 = 43.2 \times 10 = 432 \end{aligned}$$

(4) 72 x 36

216(0) Platonic month of 2160 calendar years.

$$\underline{4320}$$

25920 Starsign Pisces (?), currently ending platonic month (1296 would then be in the middle of the starsign Pisces, at the present)

(5) Both circles/end of arrow:

$$\underline{324 \times 72}$$

2268(0) 11 starsigns without Virgo (first month of the platonic year)

648 difference of ratios between Virgo and Pisces

23328 11 starsigns without Pisces

2592 starsign Pisces

25920 complete platonic year

(6) Both diameters of circles:

$324 \times 10 = 3240$ starsign Virgo, beginning of the platonic year

(7) Connecting path between both circles/small circle:

$18.9 + 10 = 189 \times 12$

378

2268×10 22680 again, zodiac without Virgo

Counter calculation:

$4.1 + 4.3 + 1.7 + 1.7 + 8.0 + 8.0 + 1.7 + 8.3 = 37.8$

(8) Top of arrow /small circle/end of circle:

$(8.0 + 8.0 + 8.0) \times 12$

24×12

48

288 x 72

2016 starsign Gemini

576

20736 sum of ratios of all seven planets

(9) Network no. 5 and network no. 8:

648 x 72

4536

1296

46656 complete cosmos of ancient times

25920 platonic year, zodiac

20736 sum of the planets

46656

(10) Small circle, *Pi*, circumference:

3.14×12

628

37.68 as $3/768$ ratio of the sun

meaning of the 3 could be: three-dimensional ball

$768 \times 3 = 2304$ starsign Sagittarius, sensible name for the formation

3 as duration: 3 years, 1995 - 1998

(11) Small circle, *Pi*, surface:

$r^2 \times Pi = 6 \times 6 = \underline{36 \times 3.14}$

108

36

144

113.04

if the 11 is interpreted as 2 there is the number of Sagittarius again: 2...3...0...4

One remark here about the starsign Sagittarius: in the duration of a year Sagittarius defines a period from 21st. November to 20th. December of a calendar year; in the sense of the location of a starsign it probably stands for the place of origin.

(12) Top of arrow/small circle:

8.3×12

166

99.6

$99.6 \times (8.0 + 8.0 + 8.0)$

99.6 x 24

1992

3984

2390.4 without 9, again the number of Sagittarius 2...3...0...4

The additional 9 creates a problem. In our opinion it has to fulfil a function by using it in two ways:

(13) as a multiplication factor:

$2304 \times 9 = 20736$ sum of the planets

(14) as subtraction for the platonic year:

25920

-23904

2016 starsign Gemini

it would be the direction of the flight of the arrow, if the origin is Sagittarius, since the opposite sign is Gemini.

as subtraction of the sum of the planets:

23904

-20736

3168

The 1368 stands for the ratio of Libra. Could the confusion of the first two digits be a symbol of an unbalanced Libra? Here also a calculation is possible:

3168

-1368

1800 starsign Aries

Like Sagittarius and Gemini, Libra and Aries are opposite each other.

In addition to general astronomy, relations between numbers and the anthroposophy of Rudolf Steiner are possible, which we want to mention here. According to him the evolution of mankind encompasses 343 time-circles.

(15) End of arrow:

$12.0 + 6.0 + 4.1 + 4.3 + 7.9 = 34.3 \times 10 = 343$

The present time-circle in the starsign Pisces (shown as 2592 and 1296) is at the same time the 180th. time-circle within the overall development.

(16) End of arrow:

$12.0 + 6.0 = 18.0 \times 10 = 180$

The current cycle of those time-circles of the duration of a platonic month which encloses 7 circles, beginning with the sign Cancer and ending with Aries, is described in the following equation:

(17) End of arrow:

$6.0 + 12.0 = 18.0 \times 10 = 180$

$4.1 + 4.3 = 8.4 \times 10 = 84$

180 x 84

1440 starsign Cancer

720

$15120 = 7$ platonic months of 2160 = $2160 \times 7 = 15120$

(18) End of arrow /connecting paths/top of arrow:

$$4.1 + 4.3 + 1.7 + 1.7 + 8.0 = 19.8 \times 10 = 198$$

$$12.0 \times 6.0 = 72.0$$

$$\begin{array}{r} 198 \times 72 \\ \hline 1386 \\ 396 \\ \hline 14256 \end{array}$$

The result of 14256 contains the ratios of the seven starsigns that are connected to the seven planets:

- 1440 Cancer
- 2016 Gemini
- 2592 Taurus
- 1800 Aries
- 2592 Pisces
- 1872 Aquarius
- 1944 Capricorn
- 14256 complete cycle of seven

(19) End of arrow /small circle/top of arrow:

$$12.0 \times 6.0 = 72.0$$

$$12.1 + 8.0 = 20.0$$

$$\begin{array}{r} 72 \times 20 \\ \hline 1440 \text{ starsign Cancer} \end{array}$$

(20) End of arrow /big circle:

$$12.0 \times 6.0 = 72$$

$$\begin{array}{r} 72 \times 27.0 \\ \hline 144 \\ 504 \\ \hline 1944 \text{ starsign Capricorn} \end{array}$$

In another context, the so-called "Four-beast" (Viergetier) is mentioned at which lines going across the zodiac diagonally connect Leo with Aquarius and Taurus with Scorpio (formerly Eagle).

(21) Top of arrow /end of arrow:

$$8.0 \times 8.0 = 64.0 \times 8.0 = 512.0$$

$$12.0 + 6.0 = 18.0$$

$$512 \times 18$$

$$\begin{array}{r} 4096 \\ \hline 9216 \end{array}$$

Leo	2592
Aquarius	1872
Taurus	2592
Scorpio	<u>2160</u>
	9216

The world of the starsigns is completed by the planets. The basis for calculation of Plato is the distance between Earth and moon, which is estimated at 384 units (the actual distance between Earth and moon is about 384000 km). By multiplying it with Pythagoras' stairs of numbers

	1	
	2	3
	4	9
8		27

we get the distances to the other planets,

$$\begin{array}{r} \text{Moon} \quad \quad = 384 \\ \text{Sun} \quad 2 \times 384 = 768 \\ \text{Venus} \quad 3 \times 384 = 1152 \\ \text{Mercury} \quad 4 \times 384 = 1536 \\ \text{Mars} \quad 8 \times 384 = 3072 \\ \text{Jupiter} \quad \underline{9} \times 384 = \underline{3456} \\ \quad \quad \quad 27 \times 384 = 10386 \\ \text{Saturn} \quad \underline{27} \times 384 = \underline{10368} \\ \\ \text{Total} \quad 54 \times 384 = 20736 \end{array}$$

The number 20736 has been introduced already. We calculate the planets in the following order:

(22) Top of arrow /end of arrow:
 $8.0 \times 8.0 = 64.0 \times 6.0 = 384.0$ Moon

(23) Top of arrow /small circle/end of arrow:

$$8.0 + 8.0 + 8.0 + 12.0 + 12.0 + 6.0 = 54, \text{ sum of the stairs of Pythagoras}$$

(24) Top of arrow /small circle:

$$8.0 \times 8.0 = 64.0 \times 12.0$$

$$\begin{array}{r} 128 \\ \hline 768 \text{ Sun} \end{array}$$

(25) Top of arrow /end of arrow:

$$8.0 \times 8.0 = 64.0$$

$$12.0 + 6.0 = 18.0$$

$$64.0 \times 18.0$$

$$\begin{array}{r} 512 \\ \hline 1152 \text{ Venus} \end{array}$$

(26) Top of arrow /small circle/end of arrow:

$$8.0 \times 8.0 = 64.0$$

$$12.0 + 12.0 = 24.0$$

$$\begin{array}{r} 64.0 \times 24.0 \\ \hline 128 \\ 256 \\ \hline 1536 \text{ Mercury} \end{array}$$

(27) Top of arrow /end of arrow:

$$8.0 \times 8.0 = 64.0 \times 8.0 = \underline{512} \times 6.0$$

$$3072 \text{ Mars}$$

(28) Top of arrow /small circle/end of arrow:

$$8.0 + 8.0 + 8.0 = 24.0$$

$$12.0 \times 12.0 = 144.0$$

$$\begin{array}{r} 144.0 \times 24.0 \\ \hline 288 \\ 576 \\ \hline 3456.0 \text{ Jupiter} \end{array}$$

(29) Top of arrow /small circle/end of arrow:

$$8.0 \times 8.0 = 64.0 + 8.0 = 72.0$$

$$12.0 \times 12.0 = 144.0$$

$$\begin{array}{r} 144.0 \times 72.0 \\ \hline 1008 \\ 288 \\ \hline 10368.0 \text{ Saturn} \end{array}$$

The Earth, according to our calculations, appears under a seal of $12^3 = 12 \times 12 = 144 \times 12 = 1728$. It stands between the inner and outer planets, as well as between 1536 and 3072.

(30) Top of arrow/end of arrow:

$$\begin{array}{r} 8.0 + 8.0 + 8.0 = 24.0 \\ 12.0 \times 6.0 = 72.0 \\ \underline{72.0 \times 24.0} \\ 144 \\ \underline{288} \\ 1728.0 \text{ Earth} \end{array}$$

Presumably the Earth is the actual direction in which the arrow is flying.

(31) Top of arrow/end of arrow:

$$\begin{array}{r} 8.0 \times 8.0 = 64.0 + 8.0 = 72.0 \\ 12.0 \times 6.0 = 72.0 \\ \underline{72.0 \times 72.0} \\ 504 \\ \underline{144} \\ 5184 \\ \text{Bridge between } 25920 \text{ (platonian year) and } 20736 \text{ (sum of planets)} \\ \quad \quad \quad 25920 \\ \quad \quad \underline{-20736} \\ \quad \quad \quad 5184 \end{array}$$

With this we finish the calculations of astronomic data although certainly many more operations would be possible which we didn't look into. We want to point out calculations which are unusual compared to standard methods, and are a little odd.

(1) Example:

$$\begin{array}{r} 12.0 \times 6.0 = \underline{72.0 \times 4.1} \\ 288 \\ \underline{72} \\ 2952 \end{array}$$

We find a result which should be 2592, so the hundreds and tenths are confused. Amazingly, the difference between 2952 and 2592 is the 360 of the zodiac. The 3168 led to the same result with hundreds and tenths in reverse order whereas the 1368 of Libra was meaningfully connected to the whole context. We remind you of the diagonal line between Libra and Capricorn which ratio 1800 was the result of the difference between 3168 and 1368.

(2) Example:

Another unusual version consists of splitting one decimal place into two within a result with many decimal places, a process which we came to in the Etchingham calculation. There we had the sum of planets of 20736 as 110736. Here we refer to the starsign Sagittarius, which was shown as 2304 and 11304. It is similar with the result 24192, which only as 2592 found its place in the old astronomy.

(3) Example:

A third possibility is striking in which an additional number (3, 9) turns up in a multinumeral result which can be used in calculations. We show three examples:
 in between result $3984 = \text{Moon} = 384 \times 9 = \text{Jupiter } 3456$
 final result $23904 = \text{Sagittarius} = 2304 \times 9 = \text{sum of planets } 20736$
 final result $3768 = \text{sun} = 768 \times 3 = \text{Sagittarius } 2304$

We have introduced you to a crop formation that not only shows a close connection to prehistoric mathematics and astronomy but which is also covered by an impressive network of numbers. One can consider the repeated occurrence of the ratio of the starsign Sagittarius 2304 as genial. This sign completes the picture of the piercing arrow ideally.

Adding the pictogram and the mathematical results together one finds a sensible interpretation. A big circle out of which a smaller one grows stands for the order of the world, the fixed stars of the zodiac for the origin of all events. The small circle would stand for the order of the planets, especially the sun - moon - Earth. An object, a process, an impulse, enters this system or pierces the space of the planets and disturbs its equilibrium or induces changes. The origin of the arrow seems to be the starsign Sagittarius, the target obviously the Earth. Also, earthly data are shown like the geographical location of the formation, the calendar year, surface of the earth, radius of the earth, the number *Pi*. Even the measurement of the prehistoric megalithic yard is included.

Whoever created this pictogram was a genius with numbers and knew the old astronomy and our world well. We consider it unlikely that this impressive play with numbers should have happened accidentally without intention during the laying down of the crop. If in the summer of 1995 hoaxers were at work, then they should come forward and claim this masterpiece of crop circle mathematics so that we can acknowledge their work. It would be a valuable contribution to crop circle research if the makers could demonstrate - in as much detail as we interpreted it - how they designed and made the formation.

References:

Baumann, H. Werner, and Seurig, Max:
Prehistoric Mathematics, Bonn 1996

Seurig, Max and Baumann, H. Werner:
 "Prehistoric Mathematics and British Crop Formations", *FGK Report #1/1996, The Cereologist #19* (Summer 1997).

UFORIA

CROP CIRCLE JEWELLERY

*Beautifully hand-crafted in sterling
silver with semi-precious stones*

For catalogue and price list,
please send SAE to:

UFORIA
 10, Heene Court Mansions
 Heene Terrace
WORTHING
 Sussex BN11 3NW
 (01903 - 209148)

been separate from the CCCS - as it remains today; also, it is not an "organisation" but a journal, whose ideal - as was expressed by John Michell in the editorial of issue #3 - is that of "publishing the latest news and the best, most informed writing on the crop circle phenomenon in a way that does justice to the beauty and subtlety of this subject."

Perhaps this is the reason that others are so nervous about our successes. The Formations Booklet is a case in point: despite the motion passed at the CCCS 1996 AGM that it would provide a "mid-season and end-of-season" formations listing to members, all it has come up with in the last two seasons is *one* list per year - with no diagrams - printed in *The Circular*. One might expect that such an organisation, supposedly with "branches" throughout the world, would be able to produce a reasonably comprehensive and adequate list of crop formations for the people who pay for its existence through membership subscriptions. But of the 116 UK formations listed by the CCCS this year (and not even mentioning the inaccuracies in descriptions and locations), 1 is "confirmed as lodging", 19 are categorised as "unconfirmed/not for definite", and no less than 7 are "confirmed as non-existent". The mind boggles. Indeed, the location of the very first UK formation on the CCCS list (confirmed as non-existent) is "Somewhere North".

One therefore has to wonder whether *The Cereologist* is simply better informed, despite having no committees, branches, meetings etc., or whether the information going *into* the CCCS is simply not coming back *out* again. It is worth pondering the following: whereas the general membership gets to see only the end-of-year written list, last year the reports, diagrams, news clippings, photographs etc. from the CCCS branches were collated, copied and made available on purchase - to the Branch Convenors. A request was made at this year's AGM that this and any future collations be made available to *all* members of the CCCS. There is no confirmation yet that this request will actually be granted.

The Formations Database, to which members are supposed to have access, is available only to those with the right software and computer - unless they want a written (i.e. without diagrams) print-out. In what is supposed to be a democratic organisation, this is just not good enough. Members pay for the collection and collation of information through their membership fees (only part of which goes towards production of *The Circular*) and they are entitled to a proper return for their money. If an informative - and illustrated - listing can be provided to *Cereologist* subscribers for free, then surely it can also be provided to those who pay a membership fee to an organisation which seems to be going nowhere fast and delivering almost nothing of any worth. This is a great shame for those who continue to selflessly contribute to what they believe to be a cause for the greater good.

But perhaps it is an indication of the level of interest in the continuance of the CCCS that no more than 25 members attended this year's AGM; that from its 23 UK branches only 5 people stood for election as Branch Convenor (the published list does not reflect this, since the role of Convenor has now been quietly replaced with that of - not necessarily elected - "Branch Co-ordinator" or "Local Contact"); and that a mere 2 nominations were received for Council. Only by an emergency bending of the constitutional rules could a Council (consisting of the previous incumbents) be elected into place, enabling the CCCS to carry on regardless and ignore the simple reality of the message apparently being sent: that it should fold up its tent forthwith - confirmed as non-existent.

Uncovering the news you are not supposed to know

natural health
human rights
suppressed news
UFOs
the unexplained
hidden history
future science *and much more*

NEXUS MAGAZINE

"Reading between the li(n)es"

Sample issue £3.00 1 year subscription £15.00 (6 issues)

Send cheque/PO payable to NEXUS magazine,
or by VISA/Mastercard to:

**NEXUS Magazine, 55 Queens Road, East
Grinstead, W. Sussex RH19 1BG
Tel: 01342 322854 Fax: 01342 324574**

FLYING SAUCER REVIEW

The international journal of cosmology and eschatology, and for the discussion of reports of unidentified flying objects and their alien occupants.

Editor: Gordon Creighton

Annual subscription (for four issues per year post-free)

UNITED KINGDOM: £15.00 (single copy £4.00)

OTHER COUNTRIES (including USA):

£18.00 or US \$35.00

(Single copy £5.00 or US \$9.00. All post free)

(US dollars payable in New York. We cannot accept US dollar cheques drawn on foreign banks outside the USA)

Overseas airmail extra: USA \$10.00. Other countries £6.00

OVERSEAS SUBSCRIBERS SHOULD REMIT BY CHEQUE DRAWN IN STERLING ON A BANK IN THE U.K. OR BY CHEQUE IN US 4 DRAWN IN THE USA ONLY, OR BY INTERNATIONAL MONEY ORDER IN STERLING.

Address mail, editorial matter and subscriptions (quoting CER) to:

**The Editor, FSR Publications Ltd., PO Box 162,
High Wycombe, Bucks. HP13 5DZ, England**

(Don't know much about) CORN CIRCLES

by Graeme Lewis
(inspired by Palo Custeau)

I know there are men in factory farming
who like to mix up lots of things
like scales of cats and chicken wings
and pig hormones, chrome-plated chromosomes
Which, with a little added corn flavouring
become our staple daily bread,
from a ripe, majestic, full green head,
crushed down to grow a pinched inch tall
on tried and tested laboratory stalks...
I know they approve in the House of Lords
or wherever ICI's money talks
and they fence in the corn with wire walls
to spare any danger to rushing cars
which pass it by on unlit highways,
holding brittle tinned people who can't afford
to stop and sit in nature's byways

But I don't know much
no, I don't know much
...about Corn Circles

I do know they feed it to baby hens
with debeaked heads and broken wings
who spend all day in battery pens
which some thoughtful farmer provides for them
Just so they won't hurt themselves
now and then
in open gardens. I know they put Corn in
breakfast flakes
mixed in with sheep oil and toxic sprays
N' they need sheep oil for Vitamin D
because the Sun, which gives it naturally,
Is a menace to health (I've heard) these days.
Great holes burned in the sky, they say;
You must wear shades on a summer day
Or you'll be too blind to see Chernobyl
devour all corn in winds gone global.
I s'pose I know the Children *never*
see the Corn in any weather
because their concrete telegangster hutches
Are often miles and miles away
from visions of corn in any shape
And green-starved kids on urban crutches
know not the *oilseed* form of rape
(though don't say "miles" - we're metricated,
with our whole geometry now decimated,
or dessicated and desecrated) -
I know between the farmers and the army
no-one else can get to see the barley -
And they never seem to think it's barmy

but I don't know much
No, I don't know much
...about Corn Circles

I do know a million children die
because they always see a parched brown sky
And see where dead trees used to ride
the plains where now the beef cows die
and walled veal units
where the small calves cry
Fed on "real crop" pellets of sheepbrain skull
because the corn that used to feed them once
is suddenly invisible...
it's gone to feed the cows abroad
(not the mad ones, just the sad ones)
mass-slaughtered on altars of the lord,
while dark Children born on roads beside it
die blind and starving in the camelshit.
And the Burger Crook
takes the space Corn took,
and exports MuckDonalds to the Universe
(where they don't make fields
for better or worse
like back on Earth - or so I've heard)

but I don't know much
no, I don't know much
about (this other thing)
...corn circles

I do know the vigilant military
always fly across the fields
And frighten all the Pigs and Sheep
with screeching Thunderbird toy drills
And probably frighten all the Corn
which no-one ever gets to see
(except for pilots in uniform
and shotgun farmers in bloodhunt kills)
With no explanation from the MOD
No negotiation with your puppet MP
(but a leaflet from the Ministry
from the Lodge of the Orange Suspendery:
"Shoot the profane for dance noise pollution
(if our quiet jets can't microwave them)")

but I don't know much
No I don't know much
about...Corn Circles

I do know the Corn and these dawn circles
always host big tractor wheels
Which blaze their way across all cropswirls
Spraying bilderberger's monster movie
New Age hybrid wankenstein
I've heard 'em call it Genetic er, engineerin'
(you wot? genetically engineering Corn
for tomorrow's genetically engineered Male mother,
Where battery-farm plans for "eggfactory" girls
are all the New Age rage, big brother
When a microchip behind your hip
will help you all act like each other)...

but as for right now, this other thing
this mischievous always one-trick-ahead Circle
I can't say it's definitely all a sting,
like a pot of quids & farmers plotting;
but remember those 2 old gits with string
who laid claim to hoaxing everything?
If doug n' dave ghouls were capable
of organising hangovers in a brewery,
they wouldn't need to get rich quick
by pulling the wool on you n' me
With a startling government confidence trick
to fool the ever-gullible:
Whatever it was they really got upto,
in fields at night while their wives were faithful,
(No bugger never saw no proof
that they could ever draw a circle!)
N' I can't say it's all badgers rutting
or a persistent plasma-vortex goblin
(or the airy wiles of flatulent djinn)
for it might just be some spaceship thing
(I've heard it said);

I do know *if* it be a spaceship
(and I'm keeping a very open head)
Well why would it be, do you suppose,
that they would nest
where our Corn grows..?
Hell! really, of course, easy to see
Just open your eyes to ET theory!
They can clearly look down from the big mothership
(through little grey spores
on insectoid hip)
And they see all this corn
just...sticking up
Well, it's there, and it's yellow
It's a sign of luck
Easy to mistake for the Sun maybe,
if you were heading out of Galaxy
to join the transOrion skyway -
and (lacking mastercard race currency)
It's far more cheap to park in corn
than on England's over-expanded highway

but I don't know much
No, I don't know much
About (all these roads
that were once) Corn Circles