



THE

CIRCULAR

VOLUME 5:4 Issue 20 Spring 1995 £2.50



Formations in oilseed rape at Overton, Hampshire May 1995

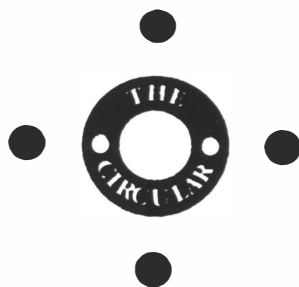
photo: Lucy Pringle

IN THIS ISSUE

Serpents and Dragons: - A sequence of patterns provides clues for **Wolfgang Schindler** and ...
... Energy Lines & Dowsing suggest Predictions to **Peter Mearns & Michael Newark**
John Sayer describes **Carpet-circles & other Truly Strange Things**
Bottles and Brainwaves - **Lucy Pringle** reports progress and **Anne Silk** enlightens us on **human reactions**
Chris Kenworthy pleads the cause of the **human circlemaker**
Simon Burton urges respect for **Sacred Space**
plus . . . other letters and articles, and a brief 1995 update
and for you to copy and use: the 'Non-human Effects' reports form
with **Conference dates and details**

The Journal of the **Centre for Crop Circle Studies**

Volume 5
Number 4



Spring
1995

The Quarterly Magazine of The Centre for Crop Circle Studies

Editorial Team

Barbara Davies (overall and layout)
John Sayer (assistant editor - CCCS notices & news, etc.)
Additional typing by Claire Upton & Steve Jones

CCCS HOTLINES: Circles' Reports, from 1st May 1995 - 0171622-5044 (Michael Green)
(Old Hotline number (01726 832367) will still be active, but gradually phased out)
General Queries to Secretary - 01603 611336

Contents

CCCS NOTICES & NEWS - John Sayer	3
EDITORIAL & UPDATE- Barbara Davies	4
CCCS AGM - Ray Cox	4-5
CHAIRMAN'S SPEECH - Michael Green	5-6
THREE LINES OF RESEARCH - Water-memory: Human Effects - Lucy Pringle	7-8
HUMAN EFFECTS - A plea for academic analysis - Anne Silk	9
THE SEQUENCE AND HOW I FOUND IT - 'Wolfgang Schindler [Part 2 in next issue]	10-11
DOWSING CROP CIRCLES Part 2 [continued from last issue]- Peter Mearns	12-14
CROP CIRCLES, CARPETS, CLUES, COINCIDENCES & COMMON SENSE - John Sayer	15-16
RAY'S COLUMN - Ray Cox (illus. Barbara Davies)	17
LETTERS & SHORT ARTICLES	18-20
Humans in Black - Chris Kenworthy	
('UFO no 20' cartoon by Richard Peacock)	
Offending the Spirits - Simon Burton	
Predicting crop lay - Michael Newark	
Let's Keep it positive - Chad Deetkin	
Simple Circles - Bob Boyd	
REVIEW: The Warminster triangle - Ray Cox	20
POEM - Steve Jones	20
ANOMALOUS EFFECTS REPORT FORM ('Non-human' effects)	21
COUNCIL MEMBERS' and CONVENORS' Addresses	22

The Circular is published quarterly and supplied free to CCCS members. Non-members: Europe £3 per issue, £12.50 for 1 year (incl. p&p); overseas: £15.00 (\$30) for 1 year (airmail) - back numbers are also available at this price.

Write to: Patrick Palgrave-Moore, 13 West Parade, Norwich, NR2 3DN for CCCS membership and/or Circular orders/subscriptions. Cheques made payable to The Circular (Overseas: sterling, money order drawn in sterling, or US dollars only).

Advertising rates: £100 full page, £60 half page, etc. (for camera-ready copy). For type-setting &/or artwork enquire from the editor:-

This issue: Barbara Davies, Old Stables, Lescrow, Fowey, Cornwall PL23 1JS (01726 833465)

Next issue: John Sayer 34, Constitution Hill, Norwich, Norfolk NR2 4BU (01603 403 012)

Views expressed in *The Circular* are not necessarily held by the CCCS or the editorial and publishing team.

All material in this journal is copyright and may not be reused without permission.

Copyright for articles and illustrations rests with the original authors, photographers and artists.

Printed by Meon Valley Printers, Abbey mill, Station Road, Bishops Waltham, Southampton SO3 1DH

C.C.C.S. NOTICEBOARD

The new Hotline number:
0171 - 622 - 5044

Our Chairman, Michael Green, has taken over from Barbara Davies on the Hotline and producing the formations updates (Datalists) throughout the season. The latter are sent regularly to the local Branch Convenors by John Sayer, but not all Branches can afford to then send out copies to individuals. A suggestion was made at the AGM that CCCS members could supply their Branch Convenor with the necessary costs (and/or stamped, addressed envelopes) to cover this.

REPORTS/ARCHIVES

The Archives are now held by John Sayer. A request has gone out to Branch Convenors for a check to be made of their local formations on the computer Database in case anything has been missed. It would help enormously if individuals could liaise with their Convenors to make sure that all local information is actually on the Database. (Next Convenors' meeting, by the way, is 2nd. July 1995 in Alton Barnes.) John is sifting through the Archives to make sure that everything there has been put into the Database. If you have any pre-1995 information to send in to him, please do so. Don't worry if it isn't in the standard CCCS Report format, as he will convert it.

All new reports/photographs should go to Michael Green. (These will then be forwarded to the Archives, after being entered on the formations update. Copies will also go to *The Circular*.) In the case of local reports from your own area, it would help to keep things streamlined if reports are channelled through and collated by your Convenor: these will be entered on the local computer Database (to be merged at a later date) and then sent to Michael Green. In the case of a Branch without the computer Database, the reports will go to Michael, be forwarded to the Archives and copies sent to Bob Walker, who will enter them on the computer. If you have information on circles outside your own local Branch, please send it direct to Michael. This way, we can be certain that all infor-

mation is going to all the right destinations, i.e. Hotline, formations updates, *The Circular*, computer Database and Archives. Michael will also be alerting local Branches to any formations in their areas which need surveying.

Paul Vigay is responsible for merging the Database. This involves receiving updates from Branches and incorporating all new information in the main Database then distributing it back to the local Branches. To ensure the smooth running of this wieldy and time-consuming operation, Convenors have been asked to send to Paul any new data (and their disks for the current update of the main Database) in May and October of each year. If you need help with the Database, please contact Paul.

SURVEYING

Jim Lyons (Scientific Research Officer) is preparing an updated "fieldguide" to be sent to all Convenors. His plan for the next two years is to have a consistent and systematic approach to data-gathering, involving dowsing, high altitude photography, electrostatic voltmeter testing, homeopathy and sampling, as well as detailed photography and measuring. Because of the emerging significance of geometry, detailed and accurate measurements are essential. Nancy Talbot has produced a Sampling Protocol, from which Dr. Levengood works, a copy of which can be obtained from Jim by any Branch which doesn't yet have it. Half a dozen "hit squads" have been established, to survey formations in depth.

AVIATION

The system for detecting and photographing formations from the air last year worked extremely well. A portion of the budget has been set aside to cover flying costs, but please note that any requests for CCCS-funded flights must be made to Richard Smith (Treasurer) by the local Branch Convenor. Funds are limited, so priority is generally given to those areas where the geography means that finding formations on the ground is virtually impossible.

SUBSCRIPTIONS

Payment can now be made by standing order. The appropriate form will be enclosed in *The Circular* along with your next reminder notice about renewal.

PROJECT SKY

Karen Douglas will be organising *Project Sky* again this year, with a few alterations. The dates set are Friday, 30th. June and Saturday, 29th. July. Karen asks that those participating send in individual, rather than group, reports. For further information, please send a stamped, addressed envelope to Karen at 62, New Terrace, Upper Pleasley, Mansfield, Notts. NG19 7PY. (Talks on last year's project can also be booked.) For the July session, the main group will be in the Avebury area.

PUBLICATIONS

Following the runaway success of the 1995 Calendar, CCCS intends to produce another one this year. If anyone wishes to submit photographs for consideration for inclusion, please send them (clearly identified on the back) to Michael Green. We may also be producing a set of postcards in time for the CCCS Conference, which is to be held at the Cricklade College, Andover, 22nd. - 23rd. July. Again, submissions invited.

CCCS COUNCIL

There have been one or two changes on Council for the coming season: Anthony Cheke has stood down after his one-year term as a co-opted member; Michael Glickman has stood down; Richard Andrews has stood down after his three-year term and not sought re-election because of ill-health (although he will be "there in the background" and willing to offer his services and expertise to anyone who requests it); Michael Green has also stood down after his three-year term and been re-elected (as well as Chairman); and joining Council this year is Ron Jones, who was there in the early days along with Pat Delgado, Colin Andrews, Busty Taylor and Don Tuersley, and who will be a valuable addition. (Hi, Ron!)

EDITORIAL

Barbara Davies

First - something personal:

As you see from the previous page, since May 1st Michael Green has kindly been running the hotline and data-collating, and John Sayer has taken the ever-increasing archives under his wing. After two-to-three years of intensive focus on these and other CCCS responsibilities, I feel in dire need of a rest! After this issue, therefore, with a mixture of nostalgia and relief, I shall also be handing over the editorship of the *Circular* to John. I am very cheered that he not only has the needed gifts and skills, but dedication to network communication, which is how I have chiefly seen the role of the journal. It is not always that one can hand on with such confidence something one has put a lot of heart into.

Some contributions to the journal will still come from me, though, in particular some of the interesting articles that there has not been time yet to process. It has been rewarding to encounter so many original thinkers, and help to publicise their work. In this edition, I find particular interest in Wolfgang Schindler's Dragon insights (there are more to come!); and Peter Mearns marathon dowsing pilgrimages have won my respect and *belief*. He has been one of the regular 'hotline' reporters whose judgments I have greatly valued, and (together with, for instance, Michael Newark), has given dowsing increased credibility for me in the tricky phenomenon we are studying.

I am grateful to Nancy Hill for her hard work in doing the layout for the past six issues, and for teaching me D.T.P. from scratch for this one. An increasing number of authors have thoughtfully sent in their work on disc, and where they haven't, Claire Upton and Steve Jones' typing help have made my work lighter.

And *heartily* I should like to thank all of the many of you who have given me so much warm support and encouragement. Perhaps I can get round to writing to and calling some of you, now!

Crop Circle Update

The season seems to have begun very slowly - but then maybe we were spoilt by last year's early and dramatic start. To date, only seven formations, all in rape, have been reported, and most of these have not impressed those inspecting them. The earliest spotted, in Lancashire, looked like a practice 'thought-bubble', but from the air, sadly, the design showed up as awkward, and ground inspection by the Yorkshire team showed stems merely leaning at 45° angles, breakage

and, more revealingly, scrapes along the stems. West Overton, near Avebury, sported a much broken design near the site of the 1993 '666'. At King's Somborne, nr Stockbridge, Hampshire, a perky but again damaged 1994-type figure appeared:-



West Overton

Reports of other, but reportedly unimpressive circles have come from near Danebury Hillfort, Hampshire, and just south of Alton Priors. At Overton, near Basingstoke, came a more elaborate design (which included some upright barley stems among the laid rape) appeared (see cover photo).

However, the Sussex group, fresh from the success of their Bonanza, and well prepared to take and send samples both to Levensgood and to Cambridge, scored a bull's-eye in oil-seed rape on May 8th at Southeast, near Newhaven. Numerous synchronicities, pristine condition when first found, intact flowers, 'hot-spot' electrostatic readings, powerful dowsing reactions, 5- and 6-fold geometry and a location very near the ancient South Downs Way ... you name it, it had it.



King's Somborne



It had a semi-circular 'signature' within the tramlines about 85' to the west.

Of particular interest was an effect observed by Andy Thomas - a curve of 90° in a 2' thick rape-stem which he sampled increased to 180° by the next afternoon as it dried out. Three-&-a-half days later it had 'bent through an alarming 540°!' This reminds me of Kay Larsen's observation (March '93 *Circular*) that the circlemaking force is unidirectional - i.e. hits just one side of affected stems.

Getting together

Many of us will meet at one or both of the two now traditional Croppies' gatherings, at the height of the season - the **Glastonbury Symposium** in July and the **CCCS Conference** at Andover in August. *See back cover for details*. Also, after the season, another date for your diaries -

DOLPHINS & CROP CIRCLES -

'a memorable and unique evening' with
Lucy Pringle and Delphine Star at
Haslemere,

on Thursday, **September 28th**, at 7.30 pm
Doors open at 7.p.m. Tickets £7.00.
Enquiries from Lucy (01730 263454).

The CCCS AGM 1995

Reviewed by Ray Cox

The CCCS Annual General Meeting attended by some 50-60 members, was held this year on 1st April at the Fayre Deal Motel, Cholderton, near Salisbury. The pleasant venue combined with fine weather was reflected in the generally optimistic and harmonious gathering with some forward-looking and potentially exciting considerations outlined during the talks which followed the main business reports.

The result of the membership ballot confirmed Michael Green as Chairman for a further year. (The Council Members for the year are listed at the back of this issue).

In his Chairman's report Michael Green gave a distinctly upbeat presentation, offering grounds for confidence. He gave tribute to Barbara Davies for her work with the Hotline data. Michael himself is taking over the hotline this year to relieve Barbara Davies, who continued with the much-admired and important job as overall editor of the *Circular*. He also remarked on the success of the Calendar (a second one will be produced this year), the Autumn Conference, and the resuscitation of the London winter lecture series.

Michael also acknowledged the work of members and branches both overseas and at home, whose work and enthusiasm is so vital to the running of the society, the maintaining of membership, research and activity in attempting to come to terms with the phenomenon. The days of the hoax scam, he said, were over, and it was hoped that a possible breakthrough by Dr Levensgood in America would appeal to scientists in seeing the phenomenon as worthy of study. Not least was his recognition of the work of Jim Lyons, whose new job as Scientific Research Co-ordinator promised exciting days ahead. (See below). He expressed appreciation of the importance Jim Lyons gives to method and testing combined with the more intuitive approach, a combination of scientific rationality and the more subtle realms in which we - and the phenomenon - are involved.

Our Secretary, Pat Palgrave-Moore, reported that the membership was steadily growing again after a considerable drop in the last few years. However, members abroad were fewer, so that overall the

present number is similar to last year - about 550.

In his Treasurer's report, Richard Smith reminded us of the need for constant income, as with any society. Hence the venture with the Calendar and postcard sets, the former being particularly successful.

Barbara Davies felt encouraged by the ever-increasing response from members with regard to the Hotline and database, but appealed for further good photographs and particularly surveys.

Jim Lyons reported on the scientific research proposals, a 2-year project, and the need for data of quality, good branch group work and a fundamental recognition of earth energy. It is proposed to concentrate on a few formations solidly, including simple circles, through photos, measuring and surveying and dowsing - with two or three experienced dowsers working on the same formations. The joining of the scientific approach with the 'metaphysical' is now a valid path towards progress.

After lunch there was a series of short talks, including further development of Jim Lyons' ideas with practical demonstrations, his work on 5 and 6-fold geometry and plasma balls and vortices. John Holman spoke on fascinating correlations and coincidences in Yorkshire formations and 5-fold geometric discoveries, Richard Andrews stressed the need for discipline in dowsing, and demonstrated how movable lines operate. John Sayer told of apparent accelerated growth of potatoes in a crop formation, and of horizontal bending of nodes, while Lucy Pringle reported on bottles and battles - her bottles of water patiently buried at circle sites and the battles to get them analysed by scientists in the hope that anomalies will be discovered.

George Wingfield, in his usual robust style, tackled without hesitation or doubt, the ever-thorny problem of human-made formations, showing slides of some of the immaculate 1994 formations which, he sincerely believed to be undoubtedly man-made. This was somewhat dispiriting and ironical in view of his opening statement that he believed in the genuine nature of the core phenomenon.

Finally, Andy Thomas outlined attempted communications experiments in Sussex via channeling and his feelings that patterns are there waiting to be triggered. Attempts would be made to activate the appearance of formations this season by dowsing and other methods, via 'energy input to the earth energy grid'.

CHAIRMAN'S ADDRESS 1st APRIL, 1995

"... with ... trodden weed;
Thou ... silent form, dost tease us out of thought
As doth eternity"

I am absolutely certain that when John Keats penned these lines in *Ode on a Grecian Urn* he was not referring to crop circles. However, he did have in mind the strange way in which movement and passion became encapsulated in matter. In the same way the thoughts of the Crop Circle Intelligence also take form in the living crop for a brief moment in time for us to study. I will return to some reflections on this subject later.

Reporting and recording

First, however, I must turn to the achievements and work of the organisation. I can say with confidence that we enter 1995 with more grounds for real hope in the study of our subject than at any other time. This is due in part to a careful and realistic approach to our recording and reporting activities in 1994. The evidence for this is Barbara Davies's crop circle tabulation in Issue 19 of *The Circular*. Every year since 1992 we have published a list of formations. Each year the tabulation has been an improvement on the previous year, and last year's list must be regarded as Barbara's masterpiece. I am sad to say that due to pressure of work Barbara is handing over a number of her responsibilities this year, including the Hotline and tabulation of formations. I have agreed for this season to take on this work and I hope I can maintain the high standard she has set. The accessing of information for Archives and Database has been particularly onerous because of the sheer volume of information being sent in, which more than doubles each year.

Although some of the information each season comes from the general public, the vast bulk is from specific CCCS Branch Convenors, their members and certain 'roving reporters'. Of the latter I must make special mention of Steve Alexander, Peter Mearns and Michael Newark, the latter two combining observational gifts with considerable dowsing skills. The Branch Convenors to whom we are especially grateful are Colin Jackson (Wiltshire), the Dorset team focalised by David Kingston, the Yorkshire team focalised by John Holman, the Sussex team focalised by Barry Reynolds, Anthony Cheke (Oxfordshire), Joyce Galley (Kent) and John Sayer (Norfolk), reporting on most of East Anglia. I must pay special tribute to the Sussex CCCS for the exceptionally high standard of reporting and Dorset CCCS for enlightened and thorough

public relations work in the local community. Field inspections have been combined with a much better aerial coverage thanks to the reorganising of this area of our work by Richard Smith. We were also able to produce the excellent 1995 Calendar, compiled by Lucy Pringle and Michael Glickman, and the postcards, compiled by myself with contributions from Steve Alexander, Andrew King, Anthony Horn, Chad Deetken, John Haddington, Mike Husband, Lucy Pringle, Christine Green, David Pearson, Mike Jackson, Leonie Starr, Denis Pearson, Tony Caldicott, Colin Jackson, Nick Boyes, Beth Davis, Ron Russell, Busty Taylor and Richard Peacocke. It is a healthy development that we now have so many members taking excellent aerial photos rather than having to rely on just one or two flyers as in the past.

There have, of course, to be reports of major formations from abroad and particularly North America and Canada. I must here express my thanks to the dedicated work of Ilyes (USA Network Coordinator) and the Convenors Carol Pedersen (Oregon), Doug Rogers (Connecticut), Ron Russell (Colorado), Sharon Warren (Arizona) and Forest Crawford (Illinois) - in Canada, Paul Anderson (Network Coordinator), with Daniel Clairmont (Saskatchewan) and Peter Miller (Ontario), and particularly Chad Deetken. Various Council members have lectured during the last year in the States, but I must pay a special tribute to Michael Glickman, who at no small expense to himself has travelled and lectured widely to many American audiences. I have valued having a trusted ambassador who can be relied upon to present the evidence for the phenomenon and the work of the CCCS impartially and enthusiastically.

Administration

The sheer administrative burden of running an organisation of this character is considerable, and here I must thank those who I am conscious have worked particularly hard for the CCCS this last year: Patrick Palgrave-Moore (Secretary), Richard Smith (Treasurer and Branch Liaison), Barbara Davies (*Circular* editor, Datalist and Hotline), John Sayer (Assistant Secretary and mailings), Paul Vigay (Computer Database) and Anthony Cheke. I regret that Anthony Cheke and Michael Glickman have resigned from Council for personal reasons and our founding member, Richard Andrews, will not be standing again due to ill health. We will miss them.

Events

Events this last year have included a successful Summer Conference in September, in London, organised by Michael

Glickman and Uta Hope, which had a wide range of speakers concerned with presenting the work of the CCCS. Our AGM in April last year was addressed by Jim Lyons, of whom more anon. This last winter we resuscitated the London Winter lectures at the Friends Meeting House in Bloomsbury. The meetings have been well organised by Carol Darcy Cochrane and chaired by Michael Glickman. The series has been mostly concerned with metaphysical subjects.

Disinformation campaign

Last year I stated in my Chairman's speech that the "hoax scam is over". Of course in one sense it is not, and evidence of this criminal nuisance was all too prominent in Wiltshire this last summer. In one sense, however, the scam as a confidence trick purporting to show that all formations are man-made, is well and truly over. The admirable sleuth work of Marcus Allen has now, I believe, provided irrefutable evidence of an international organisation behind the racket (the American based Committee for the Scientific Investigation of Claims of the Paranormal - CSICOP), and its UK subsidiary (the Wessex Sceptics). We know the identity of its organisers and field operators, their addresses and phone numbers, and more to the point, so now do also the police and farmers in the localities involved. The reasons why we should be targeted by this infamous organisation must lie buried in the muddy pathology of fundamentalist scientism. However, now that damage to crops by hoaxers has become a criminal offence under the Criminal Justice and Public Order Act (1994), I hope that we will see a major crackdown on hoaxing by the police in southern England this year.

Scientific progress

The continued activities of hoaxers has made it more imperative than ever that we understand the special, physical distinguishing features of genuine formations as opposed to man-made circles or natural 'lodging' of crops by weather conditions. In this field, at long last, there has been a major breakthrough with the publication of Dr. Levengood's paper 'Anatomical Anomalies in Crop Formation Plants' in the reputable scientific journal *Physiologia Plantarum* in 1994. This should at last bring home to the more responsible fields of science that this subject should be treated as a genuine phenomenon worthy of intelligent study. However our own research has shown that there are other related areas of research which are also showing distinguishing features between 'genuine' and 'other' crop formations. Interestingly, these do not for the most part involve complicated electronic gear, but simple, intelligent observations that anyone can carry out. We are extremely

lucky to have the services of Jim Lyons, a qualified engineer, but with a wide generalist scientific knowledge, who has a particular interest in Earth energies and intelligence and who has devised a basic programme for the recording and testing of a limited number of formations over a two-year period. Jim will be speaking today and tomorrow about his ideas, but briefly, his proposals include surveying, energy-line dowsing, ground and aerial photography, sample collection, homeopathy tests, crop sample dowsing, testing of electrostatic fields, magnetometers and microwave devices and what is loosely termed 'communications experiments'. The considerable success of the last in a slightly different sense, last year in Sussex, will be broadened and extended in 1995. A thorough programme of sample collection has been arranged by Nancy Talbot in the States to provide Dr. Levengood with material for his laboratory work. We are also making arrangements for similar work to be done under professional conditions in this country.

So is research and the management of the organisation in safe hands for the future? I think it would be useful to end by looking ahead to certain possible developments, if only as a warning. The worst possible scenario to my mind is that the leadership of the CCCS could fall into the hands of an ambitious individual who primarily views the organisation as a showcase for his or her self-promotion. This could not have happened under the old voting arrangement for Chairman. Unfortunately, it could easily occur now, and it would destroy the organisation.

Need for courage

There are, however, more subtle but equally dangerous tendencies, and in this connection it might be useful to reflect on the history of the Society for Psychical Research. The SPR was founded a hundred years ago primarily to investigate whether there was life after death. In the early stages it had a brilliant success with the so-called 'cross-correspondence' cases which proved the point beyond any reasonable doubt to a rational and open mind. Unfortunately, later leaders of the SPR wanted to be regarded as intellectually 'respectable' by the scientific community. There was no way the latter was likely to accept a premise which, if true, would overthrow the whole basis of mechanical science. As a consequence, the SPR has trodden water for seventy years, not daring to take this subject any further. The same could happen to us. There are those both within and outside the CCCS who would be perfectly happy to see us endlessly collecting information, but would resolutely oppose any further attempt to build a

theoretical framework based on tested hypotheses. It is my view that we must build on the evidence, however uncomfortable the results might seem to old-style science. If we deal with our subject honestly and intelligently, in time science will 'fall in' behind us, not the other way around.

Although I have personal, metaphysical (indeed spiritual) views about what is occurring, I have fought tooth and nail against the CCCS becoming a religious cult or belief system. We must rely on proven evidence to make our case. One area, for instance, where this is not happening is in the strongly polarised views about whether the vast majority of the 200 formations this last year (not to mention earlier ones) are man-made or not. Individuals believe passionately in one scenario or other with consequent unpleasantness between valued members of the organisation. The truth of the matter is that (except in a handful of rare cases) the evidence simply does not exist to prove it one way or the other. But if we test and examine methodically in the future, firm evidence will gradually accumulate until we are able to categorically state which formations are genuine or otherwise.

This of course goes against the grain of what might be termed the "Nihilistic School", evident in certain influential New Age circles. Here, in an attempt to sit endlessly on the fence until the subject becomes respectable, claims are made that, inherently, nothing can ever be understood about the phenomenon; consequently there is no point in studying it and hypotheses about its meaning are pointless. However, once we have been able to prove the genuineness of the crop circles, I think we may be surprised at the number of New Age gurus who will come busting forward to jump on the front of the CCCS bandwagon, claiming that they have always known what the phenomenon was all about!

The truth of the matter is that we are an investigative organisation using a rational methodology, all of which is clearly set out in our excellent constitution. It may seem prosaic, perhaps even dull, to say that this is the route we must follow if the CCCS is to fulfil its immensely important role in society. If we keep our nerve, and our heads, we will, in time, carry the thinking public with us - and even the scientific community.

Michael Green
Chairman CCCS

Postscript: -

At the AGM on Saturday 1st April I was re-elected chairman of the CCCS. I would like to take this opportunity to warmly thank those members who supported my candidacy.

Progress report: -

THREE LINES of RESEARCH

Lucy Pringle

1. The Memory of Water

Hot water bottles?

Water has an emotive quality. It is the very essence of our being. The planet is 75% water, and our bodies 66%. A line of research which I have been pursuing for the last two seasons and which has caught the imagination of all who have witnessed it, is to determine if there is any measurable difference between water buried in bottles *inside* a formation against bottles of water buried *outside* it.

The procedure was as follows: -

- a) 20 ml brown glass bottles were used.
- b) The bottles were all filled with water from the same source (my kitchen tap).
- c) They were then sealed with sticking plaster and initialled at the join.
- d) One bottle was placed in the centre of the chosen formation.
- e) One bottle was placed on the perimeter of the formation, though in very complex formations more bottles might be placed inside.
- f) At least two bottles (control samples) were placed at varying distances outside the formation.
- h) The bottles both inside and outside were all buried at an approximate depth of 2 ½ inches.
- i) At each formation, the bottles were all buried at the same time and collected simultaneously on a later date.
- j) The bottles were then clearly labelled with numbers and/or letters. I also marked the labels with the Ordinance Survey Reference number, as on several occasions more than one formation has appeared not only in the same area but in the *same field*.

I kept a record of the labelling, clearly marking the areas from which the bottles came, also the date on which the formation was reported/formed, the date on which I placed the samples in the field and the date on which I retrieved them (the duration between placing and retrieving varied according to opportunity). I tried to get into the formations as soon after they formed as possible, but that required establishing good relations with the farmers, many of whom are understandably reluctant, as two visits are involved.

- k) At the end of the 1993 season, the samples were given to Dr Roger Taylor, who was not with me at the time I buried the bottles. He either removed or pasted over my labels in such a way that I am unable to identify the

bottles. A record of this process was kept in a note book - e.g.

Numbered sample	Replaced label
SU431001 (1)	E
SU431001 (2)	Z
SU431001 (3)	X
SU431001 (4)	L

etc.

By now the identity of the samples should be completely hidden.

Dowsing success

The only difficulty I foresaw in all this was *finding* the bottles again! It was not advisable to leave any markers as mischievous people might investigate and possibly dig them up. I took measurements and compass readings in order to establish as nearly as possible the exact burial spots but, once the bottles were buried, the upturned soil dried very quickly, leaving little or no trace of any disturbance. I found the only way to locate them accurately was by dowsing with my pendulum.

Despite many difficulties in obtaining results of these tests to date, this project turned into a most excellent dowsing experiment and in 1993, out of 51 bottles buried, only 8 were lost, a success rate of 84%. (On one occasion the field had been ploughed up.) In 1994 our retrieval rate was even higher. Also several people (including a young child) who thought they could not dowse, successfully located in this way bottles I had buried and had not had time to collect.

(I also dowsed the formations involved and found that the 'energy' increased as I walked from the centre to the perimeter. The velocities at times were very strong: over the past four years the chain on my pendulum has snapped twice. My jeweller now solders the chains onto the crystal and recently, as the chain could not break, the crystal itself fractured!)

The Signature of water

It has long been my opinion that we could be dealing with a phenomenon that may have homeopathic properties. Dr Justa Smith's belief (see *refs., below*) that water treated by a healer, when measured, revealed changes in the activity of the enzyme trypsin, relative to untreated water, encouraged me to think that this might be an area worth pursuing. I therefore approached Dr Julian Kenyon from the Centre for the Study of Complementary Medicine, who most kindly agreed to test samples of water using laser beam and electronic signature analysis to see if it might reveal a change in the nature of the water.

This is relatively untried technology used by an American, Bob Nelson, who claimed to have obtained results using this method which was described to me as follows: -

A 'plasma ball' is a glass ball filled with a rare gas mixture which makes beautiful 'streamers' when you switch on the ball on the high frequency supply. These streamers go towards any earthed conductor, such as your hand, when you put it near. Nelson puts a drop of the water, remedy, etc, on top of the ball and dips an earthed wire into it. The supply is switched on and a photograph taken with a camera above the ball. The picture comes out as a pink blob of light where the streamer is refracted by the drop. Not much, if any, differences between remedy and control can be seen at this stage. The pictures (transparencies) are now subjected to laser beam analysis. According to the instructions accompanying the laser beam analyzer, it is thought that what happens is a great enhancement of any tiny difference in optical density. Nelson showed Dr Roger Taylor some photos of the image of remedies *after* they had gone through this process. There was now a wide 'aura' around the central pink blob, with a variety of artificial colours indicating variations in optical density.

Technical difficulties, however, abounded: a special machine was required, that had to be imported from the States. This unfortunately took far longer than expected, and the machine needed calibrating. A colour printer also was required. There were a number of other unexpected difficulties with the end result that the water has unfortunately not yet been tested by this method. Roger Taylor, being conversant with Nelson's technique in operation, was enlisted to help analyze the samples. He kindly agreed but subsequently told me that a special part of equipment was missing, costing approximately £300/400. However, he has just written with the good news that he hopes funding for this part may soon be available.

Wavelengths of water

I have also recently enlisted the help of Dr Cyril Smith, co-author with Simon Best of 'Electromagnetic Man' [*strongly recommended reading - BD*] who has also kindly agreed to help. He blind-tested the water samples, also seed from two seed heads. The preliminary results are promising and indicate a measurable difference between the two bottles that had been placed in formations compared to the control sample. Seed head B which came from *inside* a formation had very similar frequencies to the exposed bottles. This was *not* the case with seed head A, the control. The following well developed radiesthesia technique devised by Dr Cyril Smith was used.

Detection of resonances.

For the subjective detection of resonances in water (and homeopathic potencies), the toroid

or solenoid (coil) and the tube containing the water need to be orientated North-South in order to avoid interference from vector potential of the geomagnetic field which is in the East-West direction. The hands of the experimenter need to be on the North-South axis, one on each side of the water being measured. One hand holds a pendulum which gives a positive indication when a resonance is reached as the other hand tunes the oscillator feeding the toroid or solenoid. The resonant frequency of the pendulum matches a natural 2 Hz resonance in the autonomic nervous system.

Jim Lyons, who is familiar with this technique, kindly explained that the oscillator frequency is slowly increased from a starting value of near 1Hz through the kilohertz (KHz) range to a megahertz (MHz). At particular frequencies, the pendulum oscillation amplitude increases (stimulation) indicating a modulation of the investigator's response by the resonance characteristic of the sample. At other frequencies the dowsing response diminishes significantly (depression) and/or changes its direction indicating an absorption effect, which in a medical context is usually an allergy response.

The results obtained by Dr Cyril Smith are as follows:

TESTS ON CROP CIRCLES MATERIALS

↑ = Stimulating frequency
↓ = Depressive frequency

Control Sample (tap water): 1.1 Mhz ↑

Water sample 1: 9.5Hz ↑, 17Hz ↓, 160Hz ↑, 9Khz ↓, 80Khz ↑, 960Khz ↓, 3.6Mhz ↑, 13.2Mhz ↓, 59Mhz ↑

Water sample 2: 5.5Hz ↑, 14Hz ↓, 140Hz ↑, 900Hz ↓, 6Khz ↑, 95Khz ↓, 350Khz ↑, 1.36 Mhz ↓, 5.4Mhz ↑, 15Mhz ↓ 58Mhz ↓

Seed 1: 80Hz ↑, 14Khz ↓, 130Khz ↑, 640Khz ↓ 5.8Mhz ↑

Seed 2: 7Hz ↑, 18Hz ↓, 50Hz ↑, 130Hz ↓, 650Hz ↑, 3Khz ↓, 16.5Khz ↑, 120Khz ↓, 230Khz ↑, 440Khz ↓, 1.26Mhz ↑, 12.4Mhz ↓, 57Mhz ↑

Cyril Smith's Comment: *The two exposed water samples and seeds 2 finish up with very similar frequencies.* - 5/3/95

I am keen that identical samples be scientifically tested by as many different techniques as possible: excitingly, Dr Jacques Benvenista, the internationally renowned pioneer of the water memory hypothesis, has also been approached and expressed interest in helping.

References: -

Dr Justa Smith *'The influence of Enzyme Growth by the Laying on of Hands'*, in *The Dimensions of Healing* (Los Altos: Academy of Parapsychology and Medicine, 1972)

B. Grad *The Biological Effects of the 'Laying on of Hands' on Animals and Plants: implications for Biology'* in *Parapsychology: Its Relation to Physics, Biology, & Psychiatry*, ed. G. Schneider (McTucken, NJ: Scarecrow Press, 1967).

Dr Cyril Smith & Simon Best *Electromagnetic Man' - Health and Hazard in the Environment.* (Dent 1989)

2. ESR & EEG tests continued

In July last year, Peter Staples and Isobel Maxwell-Cade returned to the fields and a date was set when they, plus the 3 volunteers could all be present, with Keith Wakeham as an observer. By great good fortune, two days before our arranged date, the magnificent 'Eye' event appeared in East Field, Alton Barnes. The Carson family with their customary generosity, granted us entry and David Carson allowed us to use his sitting room to conduct the control tests. To quote Peter Staples: "The approach adopted was the same [as in 1993]: to use portable electronic biomonitoring instruments to monitor Electrical Skin Resistance (ESR), peripheral temperature and electrical brain rhythms via Electro-encephalograph (EEG), taking a set of reference measurements indoors and then taking equivalent measurements in the crop circles."

[Peter Staples' report, which Lucy supplies, on the interesting and encouraging results of the 1994 tests, will, for reasons of space, be published in the next issue. - BD]

3. A matter of taste

A third area of research I will try and develop this summer is saliva testing. This has come about as a result of reports and personal experience. I experience the taste *only* when I am in or in the close vicinity of a crop formation. I know of nothing comparable and the closest I can get to describing the taste is 'metallic'. It is invasive and cloying and I cannot get rid of it by any physical means. Debbie Benstead has also often experienced this or a similar taste and to her it is the litmus test of whether a formation is genuine or not. Barbara Davies tells me that she too has experienced it but feels it is not necessarily connected to the crop circle phenomenon, but is of psychic origin. *[see footnote - BD]*. Whatever the cause, until we get the saliva analyzed, we will not know if this is of similar parentage.

Health care for croppies

For those of us who go into crop formations on a regular basis, I suggest that you monitor your health generally. This would consist of good basic dietary and exercise practice; not smoking, limiting alcohol etc, and having a regular health tests. Anne Silk advises that magnetic fields and perhaps crop circles can

affect both red and white cells: if you have visited many formations in the past years and really feel below par, it might be a wise precaution to ask for a blood test, as magnetic fields can affect both red and white cells.

"Evidence is increasingly accumulating that in some frequent visitors to crop formations, unusual and possibly potentially serious health effects are developing which may last well beyond the time of the visit to the formation. It is perhaps timely to consider that if the energies present in formations are able to generate free radicals in the body (as will magnetic fields of differing values to background) it is a wise precaution for visitors to take food supplements known as the free radical scavengers (or antioxidants). These are composite capsules of carefully formulated Vitamins A, C and E with Selenium and Beta Carotene, with Zinc.

"These are a most efficient way of combating free radicals in the body which, in excess, as one doctor has stated act 'like a bull in a china shop' in the cell. Your local pharmacist will advise you, also your health food shop".

[More detailed suggestions from Lucy Pringle and Ann Silk on health precautions for frequent visitors to crop formations, are available].

Many thanks to all who have contributed. Please keep the reports coming in.

Some people ask if there is any point in sending in ones of effects that happened some years ago. YES! For instance, I have only 3 reports regarding the 1990 Alton Barnes formation, though I know that hundreds visited it and that many felt strange effects. As always, your report will be treated in the strictest confidence, unless you give permission otherwise. - LP

FOOTNOTE: The taste. *The one I have experienced is dryish and tingly, a bit like brass or tin-foil, and seems connected with a sensation of hostility or threat from an unknown source ('psychic' simply because the cause is not known and it involves a feeling of irrational unease; the taste is real enough!). I have known others report it outside the crop circle scene, when feeling threatened on what they took to be an esoteric level. Interestingly, Keats' Hyperion (the sun god whose time is up) senses the approach of his doom (Apollo's birth) when his palace fills with "Savour of poisonous brass and metals sick" . . . Even more specifically, in Terry Pratchett's novels, a metallic smell is a sign that there is a strong thaumaturgical (magical) field around! . . . - BD*

HUMAN EFFECTS - A plea for academic analysis

Anne C Silk

EM fields and the mind

By dint of diligent fieldwork over several years, Lucy Pringle and Diana Clift in the UK, with many others world-wide, have accumulated several hundred signed reports of atypical systemic effects, both positive and negative, in visitors to crop formations. I have read these with considerable interest as the many ocular and visual effects reported are explicable in the context of exposure to unusual ambient electromagnetic fields. Some of these effects occur with great rapidity and vanish on leaving the formation; others last for hours, days and rarely weeks, which may be a pointer to the state of immunocompetence of the individual or the field strength itself.

The reports cover visual, auditory (hum, buzz, click etc) effects, with very many headaches, nausea, disorientation, 'drop' attacks, pain increase and analgesia, and unusual mental effects, euphoria, panic, dread, terror, 'sense of oneness with the Universe'.

Ecstasy and panic

I have carried out a preliminary analysis of these documented effects; there is a remarkable parallel with the signs and symptoms documented in the literature of exposure to electromagnetic fields (*World Health Organisation, 1989, 1993*). In reactive near fields eddy currents in the brain can generate a biochemical cascade affecting neurotransmitters, calcium efflux, sodium, potassium efflux and cell membranes; in addition, an exogenous EM field will affect the biological closed electrical circuits (BCEC) that extend throughout all tissues of the body. This is an additional circulatory system to the mechanical systems (heart, blood etc) When the reticular portion of the mid-brain is stimulated by a transient signal of very specific frequency, a sense of silence, 'oneness' with the Universe, even religious ecstasy can manifest. Effects of such stimulation will ascend to the cortex, and descend to the spinal cord, with increase of EEG activity and the individual may feel far more alert. Experiments in the US with external signals sent from a distance transversely through the brain can produce total panic, nausea and 'got to get away from here' feelings.

EM Hot-spots

Of especial relevance are what the WHO (1993) describe as 'Radio Frequency Hot Spots'. These are defined as a point or small area where the local values of electric and/or magnetic field strengths are significantly elevated above the typical ambient field levels. They are produced by an intersection of

narrow bands of RF energy (directional antennas) and reflection of fields from conductive surfaces as standing waves (188-9).

Rapid emotional change, euphoria, panic, dread, terror, but also joy, changes in perception of time, can all be triggered in the brain by EM energy. This may be of relevance when the locations of formations are considered in relation to communication transmitters. But these RF energies are produced not only by man made sources, but also seismic sources, e.g. faults, thrusts, earthquake precursors. There were 350 EQs in the UK in 1993-4 reported in the British Geological Survey Annual Report - perhaps surprising to those who think of the UK as a 'quiet' area. In addition, a paper in *Nature* (374-34 1995) reports a 'vast sheet of hot rock' slowly forcing its way up beneath much of Europe, causing thinning of the Earth's crust in these areas.

Subtle energies - strange effects

Whether a formation is hoaxed or not, it is now very clear that both adverse and beneficial effects are found in certain places. It is known that subclinical effects can be triggered in the brain by a magnetic field only 100 times stronger than the natural background of 30 - 70 microTesla. A study in 1993 by the Institut Fur Geophysik and the University College Hospital in Zurich showed that external magnetic fields can trigger brain cell discharges. Post synaptic inhibition of the motor neurons can cause temporary paralysis and inability to move, precisely as described a few years ago in one formation by a very senior retired civil servant. . . and many others since then.

A most interesting finding from case reports where animals were also involved was that panic behaviour was observed in many dogs, horses, birds; a well-reported effect from Extremely Low Frequency precursors in earthquakes world-wide. Sonic and infra and ultra sonic energy can, depending on the energy density per pulse, trigger what is known as 'Radar hearing', or 'the Hum'. Thresholds vary with the individual, metallic implants (e.g. fillings) shape of skull, but are nonetheless real.

As a health research worker, specialising in neurological diseases of unknown aetiology, it does appear to me that the Roman concept of 'genius loci' or spirit of place, may have great social relevance today. If a biological system can respond in any way at all to an external magnetic stimulus, it must be worth asking more questions about the health implications of regular exposure. The Bioelectromagnetics Societies in the US and Europe are urgently addressing the effects of intermodulation and frequency 'windows', especially where pulsed fields occur. There are many reports in EM literature of the fact that plant root systems grow and develop in

an unusual manner in magnetic fields higher than background.

Patterns of chaos

The Single Stalk phenomenon is, more than any other factor, indicative of vortices of intense, but infinitely short duration, produced by the non-linear intermodulations of seismic and man made energy - a chaotic state. Professor Richard Feynmann, the American Nobel physicist described this effect in fluid dynamics as superfluid whirlpools with vortices hanging down like strings, which circled about the tiniest atom, and lead to immense turbulence. But the central point would remain still and immobile. And as Professor Cardoso wrote in *Physics World*, May 1994, "Fluid mechanics are wonderful laboratories for discovering new phenomena - the non linearity leads ... to the formation of patterns and shapes". The illustration is of crescents adjacent to circles, identical to the formations at West Kennet, Furze Knoll, Devizes, East Dean etc, in 1994.



(East Dean, 1994)

WANTED: specialists

All serious studies begin with data collections; the second stage is analysis by specialists in the field (no pun intended!). The methodology will depend on the subject, but there is surely now enough evidence from the Trojan work of Lucy Pringle and her co-workers world-wide to bring academic rigour to study these new and strange effects.

Any scientists 'out there' with access to full spectrum EM analysers, earth resistivity meters, seismic detection equipment, ultra- and infrasonic detection and analysis, plant pathology, or -plasma modelling will be welcomed by the several academics currently working in this area. 'Blue Sky' research projects a-plenty are ready and waiting for those with interest in this manifestation of chaotic behaviour.

References:

- Shonland, Sir B *The Flight of The Thunderbolts* Oxf. Univ. Press 1963
- Allen, S G *Radiofrequency Field Measurements and Hazard Assessment - J Radiol: Protection* (1991) 11-1
- World Health Organisation *Electromagnetic Fields 300Hz - 300GHz* (1993)
- Cardoso, O *Periodic Attractions of Fluid Mechanics* (May, 1994) *Physics World*
- Lee R C *Electrical Trauma* Camb. Univ. Press (1993)
- Silk A C *EM Interference in Crop Formations & Associated Phenomena* *Circular* 4:1 25-27 (1993)
- Lyskov, E. et al *Influence of Short Term Exposure of Magnetic Field on Bioelectrical Processes of the Brain*. *Int: J of Psychophysiology* 14 (1993) 227-231
- British Geological Survey Annual Report 1993-4

'Dragontext Part 1'

THE SEQUENCE AND HOW I FOUND IT

Wolfgang Schindler

Hamburg, December 1994

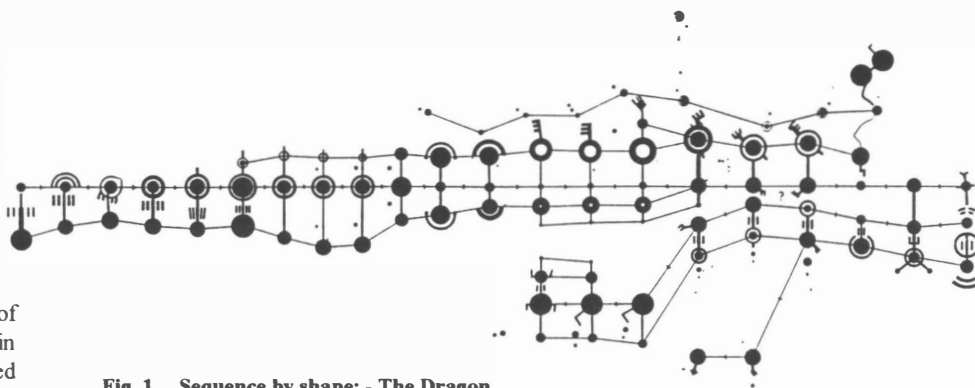


Fig. 1 Sequence by shape: - The Dragon

Key to 'Dragon' formations: (left to right)
top row: Chilcomb 23/5/90; Litchfield 23/6/90; Hazeley Down 2/5/90; Chilcomb 6/7/90; Longwood 28/6/90; Crawley Down 13/7/90; Lockeridge 21/6/91; Rockley 11/7/91; Alton Barnes 2/7/91; Avebury Trusloe 9/6/91; Froxfield 19/8/91; Hackpen Hill 12/7/91; Alton Priors 18/7/91; East Kennet 27/7/91; Preshute Downs 14/7/91; Milk Hill 12/7/90; Alton Barnes 12/7/90; Milk Hill 16/7/92, with Morestead 30/6/90; Westbury 7/8/90; Hazeley Down 3/8/90.
lower row: Clatford 14/8/91; Clench Common 13/8/91; Silbury Hill 27/7/91; East Kennet E/7/90; Milk Hill M/7/90.

neighbour on the left, the next two had come one after another (from left to right) and the last figure again had been found before its left neighbour. It looked as if the right half of the row could be a mirror image of the left side seen in a chronological way.

Once I understood it like that, it was not very difficult anymore to find the missing figures - I only had to arrange them according to the hopefully complete sequence on the left. So I added the long pictograms of 1990 and also others from the same year. Finally the dates of appearance, seen from left to right, looked something like a large loop through time, with its beginning in May 1990 and going up to 1991 and returning to 1990, where the line crosses itself on the 12th/13th of July (Crawley Down 13th July 1990 / Alton Barnes 12th July 1990) before it becomes linear in time again.

Three fingered claws

I also added other figures which are not in the row, but form a line of their own that is connected to the main line. I found these figures by checking out where some of the three-fingered claws of the long pictograms pointed and it seemed as if they were pointing at other figures which were incorporated in the following figure in the sequence. For example, the large claw of the Milk Hill figure, (12th of July 1990) pointed at a single circle with a small three-fingered claw that appeared a few days later. In the next pictogram a circle with a claw is part of the whole figure, and also the preceding pictogram had a circle with a claw not too far from it. And as with all figures which resemble each other, these similar-looking circles with claws add up to three.

Another short sequence of three figures is connected to the East Kennett pictogram (27th of July 1990) and, peculiarly, the three-fingered claw of this figure pointed exactly to the corner of a field a few hundred metres to the west where the dumbbell with a hook and a so-called signature appeared exactly a year later (27th of July 1991). The last figure I added to the sequence is a figure from 1992 which also - like some of the large claw-and-key pictograms - aligned with Silbury Hill's eastern edge. This figure delivers the "future kick", meaning that it brings the 7 metre circle back into the sequence. (Many circles in significant positions have a diameter of approximately 7 metres). The sequence contains 27 (or 3³) different formations. Nearly all of them are standing "upright" on this sheet of paper, which means their top was close to the nearest field border. If you look at fig. 1, you will see the sequence of crop formations displayed from left to right with *similarity* as its first principle of order. The lines drawn between the figures make clear which circle conforms with which in the next formation. The second principle is that of *chronological* order. Small arrows between the figures indicate whether a formation came after (→) or before (←) its neighbour on the left side. This might seem a bit confusing, for in this special case time is not shown as a straight line from past to future, but as a space in which an action is able to change its direction.

Circular tramway

I then connected the two pictograms that appeared in the same wheatfield on Hazeley Down near Winchester in 1990 (2nd of June & 3rd August). The easiest way to do so was to double the entire row of pictograms so I put a reversed row below the original row and the whole picture now showed something like a closed circuit (fig. 2). The reason for the linking of these figures was the fact that also the original crop formations were connected by a tramline that ran through the ring of the first figure and then along the axis of the larger second pictogram (fig. 3). But to make it complete, I repeated this closed circuit and connected it to its loose ends on each side to form a virtually endless row (fig. 4).

Connected elements

Soon after I had started to make drawings of figures found in English cornfields back in autumn 1990, I realized that these so-called pictograms not only looked similar to each other - they also displayed a kind of graphical evolution: Each pictogram contained at least one element that was not there in another pictogram and other elements changed their positions from pictogram to pictogram. This made it easy to put them all into a sequence which at that time was made out of six pictograms. They all had four long rectangles, two on each side of the connecting path between the two main circles. If you read the sequence from left to right, the four rectangles moved up and induced a ring around the top circle, and finally this ring gave birth to a small ringed circle. This sequence was obvious and George Wingfield was the first to mention it in the first *Cerealogist*. In 1991 many possible follow-up pictograms appeared. I linked them to the previous six and in the end the sequence had grown into a row of fifteen pictograms.

What confused me then was that this sequence did not reassemble the chronological order of appearance of the pictograms in the fields and that the row ended with a figure that was nothing but an unfolded element of the long East Kennett pictogram of the 27th of July 1990. (Later I saw that it was also a remake of a nearly unnoticed figure that was found in a field near Bulkworthy, Devon, also in 1990). So I waited for the 1992 season to come to see what new elements would appear. In the end there were many new pictograms, but to my disappointment there was seemingly not one I could use for the sequence. This gave me the idea that maybe all pictograms that were necessary for the logical evolution of the row already existed, and that there was another connecting element between the figures which I might not have noticed yet.

Loops in time

I looked at the chronological sequence of appearance again and saw that there was a certain logic behind it: After the chronological direction had changed twice between the first four pictograms of the row, it stayed the same for three figures, then moved backwards for two figures and then into the future again for one pictogram. After this the pattern repeated itself, only the other way around: The twelfth figure had appeared before its

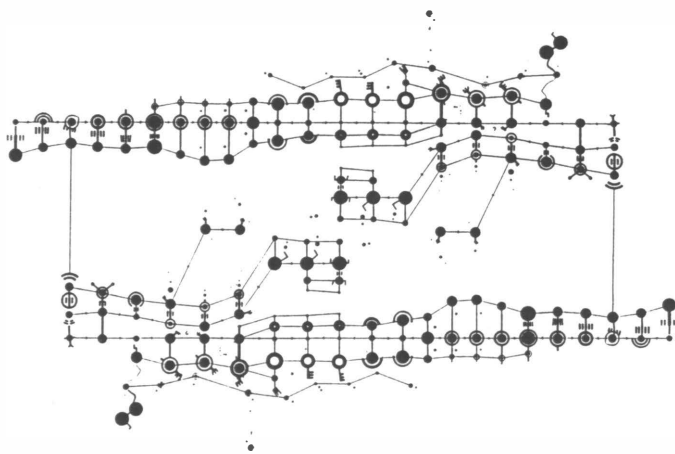


Fig. 2

I justified this large link-up by the fact that the dimensions of the two formations connected: they are nearly the same. (The diameter of the large circle of the Chilcomb pictogram was 16.10 metres, while that of the ring of the Hazeley Down formation was 16.70 metres). The small circle of the Chilcomb formation was 7.20 metres across and the circle with two spurs and an Y-shape attached to it 7 metres. Also the width of the four rectangles - 1.20 metres - related to the width of the four small curves - between 1.20 and 1.30 metres). (All dimensions are taken from published surveys drawn by Stanley Morcom and Peter Baillie). Fig. 3 shows how well these two figures suit each other when their largest circles are drawn in the same size.

After all my drawing, measuring and searching I got an interesting graphical structure as the result. It was good to look at, so I hung it on my wall and because it seemed to stare back at me like a multi-eyed flying creature. I nicknamed it "Dragon" [see *Autumn 1994 Circular* - BD].

The Sound of the Dragon

Though it does not talk to me, among the many associations I have had with it, there are two that I like especially. The first interpretation of the Dragon sees it as a piece of music written down in a strange and yet to be decoded notation. (However, since Gerald Hawkins has found out that the graded diameters of crop circles fit into the diatonic scale of musical harmony, it shouldn't be too difficult to make

the Dragon sound). There is also a method of deriving musical intervals from the underlying pentagonal, hexagonal and octagonal geometry which was originally invented by Johannes Kepler as a way to make music out of horoscopes. This method was refined by Hans Cousto: it simply uses the angles of the planets' aspects in the charts to find a geometrical figure that indicates intervals in a doubled octave projected on to a full circle.

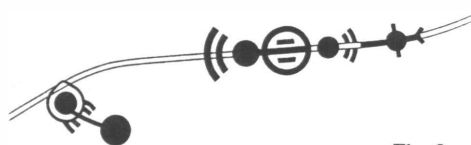


Fig. 3

Clue to energy transformation?

The other interpretation looks at the sequence as a graphical description of the transformation of a molecular structure. One could see a circle as an atom and the rings, paths and claws might represent its hulls, electron orbits, valencies and bonds. If the row of crop formations shows a molecular structure going through different stages of transformation, the main point of it seems to be the melting together of two circles/atoms into one by creating a chronological imbalance around them. It is difficult to describe this in words and I think if the sequence is seen in this way, figs. 1, 2 and 4 speak for themselves. (Do they?). I named this interpretation the "Chronologically Induced Nuclear Fusion" and though I invented this catchy phrase for the fun of inventing a catchy phrase, it later appeared to me that there really might be a possibility of melting two atomic nuclei into one by shifting one nucleus from its place in linear spacetime backwards or forwards in time to another place which is already occupied by another nucleus. The two nuclei would then have to integrate themselves into each other

with all the known consequences in linear spacetime. The required "distance in time" would not have to be very long - the nucleus would only have to tunnel through a tiny fraction of a second.

Probably this happens naturally from time to time as the result of the so-called tunnel effect known to quantum physics. Nowadays the latter is only accepted as an effect in space, but I can see no reasons why this effect should not take place in time. The problem is that there are no known methods of observing, initiating and controlling tunnel effects like these. I really do not know if the sequence I found stands for one or both of the two events mentioned above, or if indeed it means anything at all. But if it does describe something like a Chronologically Induced Nuclear Fusion - and it certainly would if somebody who is inspired by this sequence (or by anything else) discovers something to which the name C.I.N.F. could be attached - I only want to say that it might be a very powerful source of energy, probably not easy to handle, and that whoever found it would be responsible for the consequences. Perhaps better steer clear of the temptations of capitalism and use the sequence as an inspiration for a piece of music. . .

Visitation?

Finally I think it is best to explain why I seem to be so obsessed with this sequence. In early November 1991 I extended the sequence from its original six formations to thirteen. I left all the small photocopied figures lying on my desk overnight. I woke up in the middle of the night to an invisible source of a whistling, squeaking sound hovering above my heavy wooden table, which made creaking noises as if it was pressed by a heavy load. I was amused while this was happening but I was scared the next morning and for the following six months. I don't have a suitable explanation for this but whatever it was, it made me cling to that sequence and consider it to be more important than before. I don't know if it is alright to make public this experience, but since the fairies seem to have left me anyway, they probably won't mind it - and I promise not to write anything more about it than this!

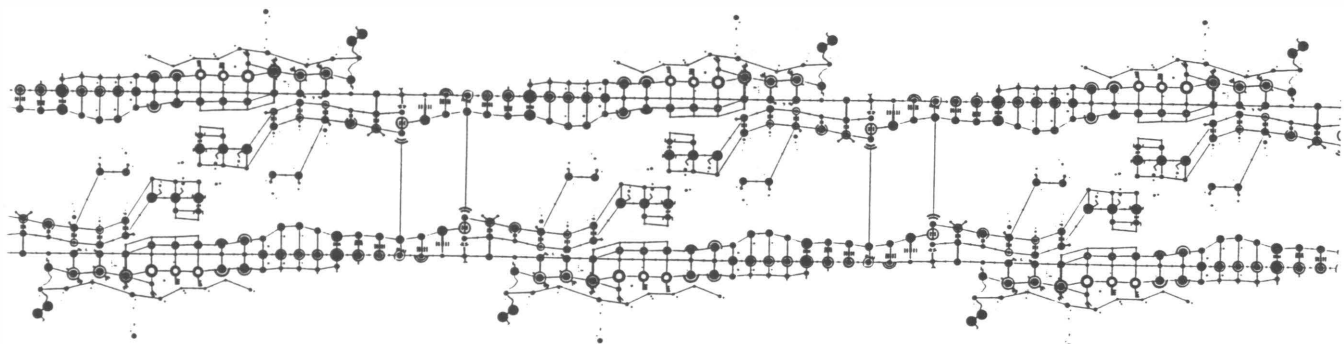


Fig. 4

DOWSING CROP CIRCLES

- a brief summary -

Peter Mearns

PART 2

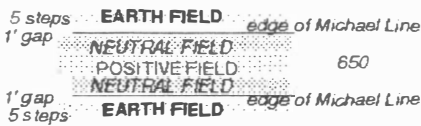
(Original coloured sketches redrawn as faithfully as possible -BD)

Quest continued in 1992

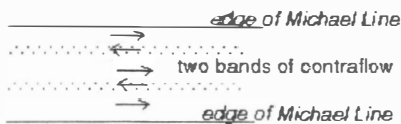
On 22/7/92 I had a careful look at the Michael Line in the Stone Avenue at Avebury: over the years I had been puzzled by the fact that my brother and mother often found that lines such as this were wider than I found them to be, and that they flowed in a different direction. As I was now familiar with various types of energy field, I thought that there might be a large one around the line that could be picked up before the line.

On dowsing very carefully across the Michael Line I found an Earth field on each side of it, then a small gap, a Neutral field just inside each edge of the line, and a Positive field in the centre:-

Fields in & around Michael line in Avebury Ave.



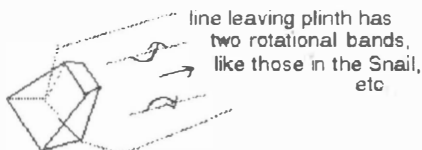
After this I had another careful look at the line and found two bands of contraflow where the flow was opposite to the main line:-



If we combine the fields and contraflow bands the line looks like this.



Plinths

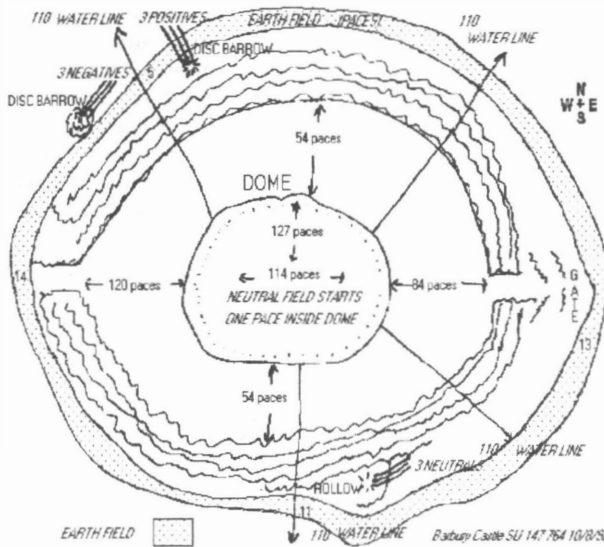


While walking around one of the concrete marking plinths [where Avenue stones are missing - BD] I found a line:

I have since found that all the Serpent lines [see Part 1 in last Circular for definition of these] have the same fields except that in a Negative line the central field is Negative,

in a Neutral line it is Neutral, in an Earth Serpent line it is Earth, and also where the band of contraflow runs along the junction of the Earth and Neutral fields there is a band of rotation on each side.

Barbury Castle



dome with four water lines coming off it and a Negative field inside it.

The Hollow

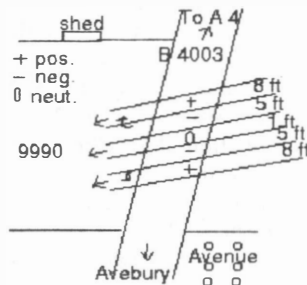
When I thought I had finished I had a look around and noticed a hollow on the S.E. side of the hill. I found an Earth field around this; inside the Earth field was a ring-shaped Neutral field and within this was a circular Neutral field at the bottom of the hollow. Three Neutral lines left this and headed North-East. These Neutral lines were the same as the Neutral lines in the Neg/Pos/Neutral sets except of course that there were three of them.

As I thought there might be a connection between these lines I had a closer look at the rest of Barbury Castle.

Later that summer

In August I went back to Wiltshire, and found the Caduceus line that runs across the Avebury Avenue. Now that I was more familiar with different fields I had a look for them in this. There were none in or around the Caduceus line, but I found it to be made up of Positive, Earth, Negative and Neutral. The Caduceus line had gone up from 330 to 8990.

From Silbury Hill 8/8/92 SU 108 681



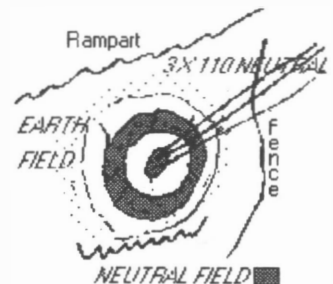
(This is typical of all the single Caduceus lines and the central of the three, but the widths of bands vary).

9/8/92: I carried on walking down to the A4 to the crop circle that had appeared that night off the B4003, but found it to be a hoax. I went on to East Field and into the Dumbbell with two appendages (4th Event) and found Earth lines and Neg/Pos/Neutral sets in it.

10/7/92: I caught the bus to Marlborough and walked up to 1991 style pictogram at Hallam. I found Earth lines and Neg/Pos/Neutral sets in this also.

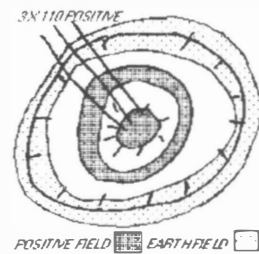
I then went on along the Ridgeway to Barbury Castle where I found an Earth Field going all around the Hill Fort, and a large Negative

The Hollow



As I thought there might be a connection between these lines I had a closer look at the rest of Barbury Castle. At the Bowl Barrow I found an Earth Field with a Positive ring field and a Positive circular field. From this, 3 Positive lines went N-W.

The Bowl Barrow

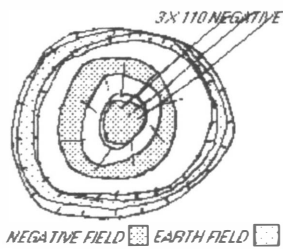


At the Disc Barrow I found an Earth Field with a Negative Ring Field and a circular Negative Field. From this 3 Negative lines went N E.

All the lines in these sets were 110 and, except that they were in 3s and were going in different directions, were identical with the lines in the Neg/Pos/Neutral sets. I didn't have time to find out where they were going

as it was getting late and I had to walk back to Avebury.

The Disc Barrow



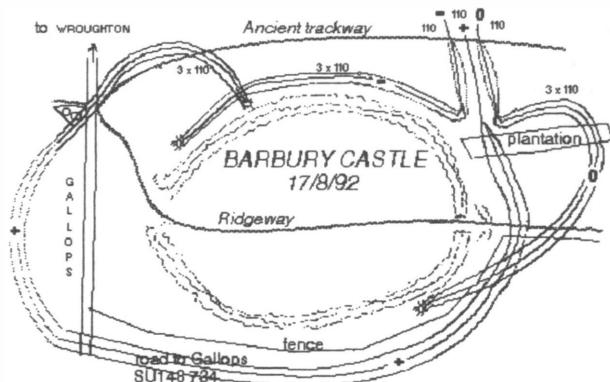
When I went to the East Field on the Sunday it had been very misty and I couldn't see the fields below Knapp Hill, but on the Monday I met a German student who told me about the circles at Draycott Fitzpayne, so on Tuesday 11th of August I visited these and found Earth lines in the single circle (SU139631); Earth lines and one set of Neg/Pos/Neutral lines in the Circle-with-a-hand (SU136634); Earth lines and two sets of Neg/Pos/Neutral lines in the Mercury formation (SU133629) [see photo on March 1992 Circular cover]; and Earth lines in the ring and crescent at West Stowell (SU131623).

On Wednesday I went back to Barbury Castle to see where the three sets of lines went to. Before I started I went to the three circles at Overtown, Hackpen (SU153783), which had been harvested but where I found Earth lines and one set of Neg/Pos/Neutral lines.

Back at Barbury Castle I followed the three Positive lines across the lane to Wroughton, back across the same lane by the road to the racing stables, back round to Barbury Castle and through the plantation at the top of the 'Ranch Feature', which is a long ditch running down the hill with a bank on each side.

The three Negative lines went East, turning at the 'Ranch Feature', the Neutral lines went to the end of the plantation and curved round to the 'Ranch Feature'.

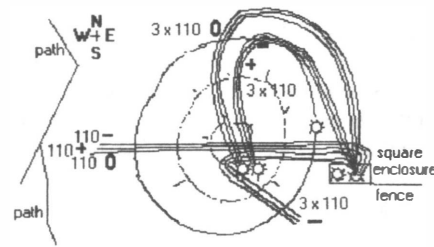
At the top of the slope each type of line was 3 x 110, but at the bottom there was a set of Neg/Pos/Neutral lines with each



line at 110; So the 3 x 110 + lines had fused together to form one line of 110. The same had happened to the Neutral and Negative 3 x 110 sets.

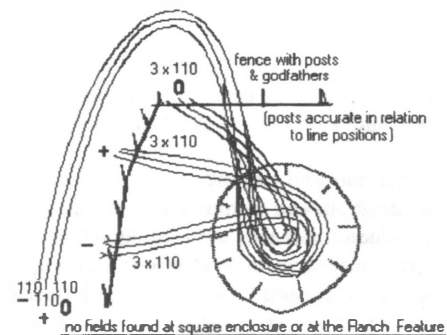
Crop circle origin?

So at the bottom of the Ranch feature was the point of origin of one of the Neg/Pos/Neutral sets that I had found going through crop circles. At first I thought that the Neg/Pos/Neutral set would strike out from the base of the Ranch feature, like a bolt of lightning, when a crop circle was forming, but I found that the Neg/Pos/Neutral sets were present all the time. The next day I went to Windmill Hill and found much the same.



Windmill Hill SU 087 714

At Windmill Hill there were:- a barrow with an Earth field and a ring of Positive with a circular Positive field, and three Positive lines; a barrow with Earth field and Negative ring field, Negative circular field, three Negative lines and a barrow with Earth field and a Neutral ring field, Neutral circular fields, and three Neutral lines. These three sets of lines converged on the square enclosure where they seemed to go into a tight spiral and fuse into an Neg/Pos/Neutral set of 110 lines.



Detail of the square enclosure.

Ladders of stone

On Friday 14/8/92 I was walking back up the stone avenue at Avebury, and thought I would look to see if there was a line or something between the stones of the Avenue. I found two narrow bands crossing the Avenue between the stones like rungs of a ladder, these could be dowsed as Negative, Positive,

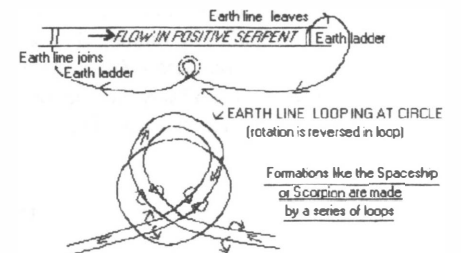
Neutral and Earth.

[Peter includes a diagram of the whole Avebury Avenue, not printed as such for reasons of space - showing bands of dowsable lines, forming in most cases 'ladders' between pairs of stones, even where these are represented only by concrete plinths: beginning at the fence at the far end from Avebury (stone pair 3) the bands are a regular sequence of Neutral (3, 7, 11, 15, 19, 23, 27, 31, 35); Earth (4, 8, 12, 16, 20, 24, 28, 32, 36); Positive (5, 9, 13, 17, 21, 25, 29, 33, 37); Negative (6, 10, 14, 18, 22, 26, 30, 34). When rechecked on 30/5/1993, Earth lines at 20 & 28 had disappeared, and 3 of the 4 missing ladders were found, some feet nearer Avebury than the stones involved. Out-of-place ladders from stones 1 (Neutral) & 2 (Earth) were also identified then.]

To sum up: I thought the ladders were connecting the stones in the Avenue, but by 1992 I found that the ladders are a feature of all the Serpent lines and that the pairs of stones in the Avenue that did not have ladders were misplaced by the builders. The Earth lines seem to spin off the Serpent lines at the end of the Earth ladders only. So far I have only found Earth lines on positive and negative Serpents. When it leaves a Serpent line the Earth line goes back upstream and rejoins the same Serpent line again:

Moving lines

On the Avenue the Earth lines from stones 8 and 36 are there all year, those from stones 20 & 28 only seem to start in early August.



Caught in a loop

The permanent Earth lines can loop anywhere along their length, as can those from 20 & 28. On the Mary line, Earth lines are produced that are quite short and produce circles close to the Mary Line. These Earth lines only exist when a circle forms. I have not found the Winchester type Earth lines in a circle. The Neg/Pos/Neutral- sets of lines have a permanent course; but they also loop into a pictogram and then carry on to their destination. They only go into pictograms. It does not seem to be the complexity of the formation but the abstract idea in the pattern that makes their presence necessary. Because of this I presumed that if there is an intelligence in the crop circles it may be present in these sets of lines.

Network of lines

I have concentrated most of my effort on these lines for the last two years. The tapes [of anomalous sounds] which I sent to Larry Grant were recorded at the bottom of the Ranch feature at Barbury Castle and at the square enclosure on Windmill Hill. I have found and fully explored the sets of lines at:-

Normanton - Stonehenge, Yambury Castle Old Sarum, Bratton Castle, Clearbury Ring, Whiteparish Common, Old Winchester Hill, 2 Telegraph Hills, Bury Hill Fort, Litchfield, Seven Barrows, Silbury Hill, Milk Hill, Marden, Cherhill, Oliver's Castle, Windmill Hill, Barbury Castle, Cley Hill, Maiden Castle. At the Kings Play Hill and Tidbury Rings I have found parts of a set but the fields are always cultivated when I visit so I can't really have a good look.

Glastonbury and Alton Barnes

All these sets of lines appear to be heading towards Glastonbury, but I have only followed one set all the way from Cley Hill to Wearyall Hill. Wearyall Hill is like a giant Barrow with an Earth field around the hill, then a Neutral field, then Negative with Positive occupying the top of the hill. I haven't worked out precisely what happens when the lines arrive at Wearyall Hill yet, but I hope to do so this Winter.

The set of lines that goes through East Field starts from Old Winchester Hill and runs through Alton Barnes and on to Glastonbury.

In 1993 I searched around the Avebury area looking for a Neutral and Earth Serpent to compliment the Michael and Mary lines, but did not find them. In 1994 I found a Neutral Serpent running just a few yards South of the Wansdyke and an Earth one running through Honeystreet. I have found these at Glastonbury as well, so the Michael and Mary lines are part of a full Caduceus set like the triangular one.

Litmus lines?

The circles and pictograms that have Earth lines and Neg/Pos/Neutral sets tend to be the ones that have the most impressive lays of crop with definite flow and swathing etc. For this reason I tend to regard them as being genuine, while circles without them I regard as dubious. I acknowledge that it can be argued that I am rejecting anything that does not conform to my own preconceptions of what a genuine circle is, but everyone has their own preconceptions. It is not the case that I find lines in only the best circles, I quite liked Oliver's Castle in 1994 and was quite disappointed that I did not find any lines that would have led me to consider it genuine.

If anyone would like to check any of this I have much more details of lines, sites and courses of lines, lines in circles etc. The value of these Earth lines and Neg/Pos/Neutral sets is that they are specific to circles in as much as they only form loops when a circle forms. *If a*
Page 14

hoaxer made a circle on a Neg/Pos/Neut set it wouldn't deceive anyone as it wouldn't have loops.

Finally . . .

As a conclusion I would just like to make some notes as I am running out of time.

1. In the **Summer** the sets of Neg/Pos/Neutral lines are all the same. When searching for them in **March** I find that they are Positive-Negative-Neutral. At different times of year the lines change so they may correspond to a 'circle season' where Positive is in the middle.

2. Different lines - different shapes

If the Wiltshire circles are formed by the Michael Mary Caduceus set and the Hampshire circles by the Triangular Caduceus set, then this might explain George Wingfield's assertion that the Hampshire and Wiltshire circlemakers are different. While looking at the Neg/Pos/Neutral set at Maiden Castle I found another set of lines that probably run through Dorset and Sussex and there is probably another one running from Canterbury and Cambridge to Nottingham.

3. Ladders

If you look at the ladders in the Serpent line with an Earth line leaving and rejoining, it looks similar to the ladder of an insectogram; the loop on an Earth line can look like the fish symbols from 1992, so perhaps we should consider pictograms to be cryptograms containing clues.

4. Fusing in a whirlpool

I used to think that the sets of 3 x 110 fused to form single lines of 110 but I couldn't understand why the resulting line was not 330. I have now realised that the two outside lines go back into the Earth in a whirlpool effect and leave the centre 110 of each type fused into a set of Neg/Pos/Neutral lines.

5. Christian and pagan?

Interestingly, though Serpent lines twine around the Caduceus lines they are radically different: Serpent lines seem to revel in going through churches but Caduceus lines will not go through a church at any price. At Burrow Bridge it makes several attempts to go through the church but just cuts through the end of the ruin. At Salisbury the Caduceus line makes a violent swerve to avoid the cathedral. Apart from bending at the corners of the triangle I have only found two other bends: going round a hollow on the outskirts of Glastonbury Abbey and around the British Land Forces HQ at Wilton.

6. Fields and Lines

When I refer to fields and lines I think the difference is that a line is made up of moving energy whereas a field is comprised of stationary or stored energy. With the Neg/Pos/Neutral sets and the Earth Lines I think that they are not so much energy lines as they

are pathways along which something energetic (Electro-Geomagnetic) passes during the formation of a circle.

7. Forming forces

Having looked carefully at a lot of circles I would say that whatever forms them must take up a position on the outside of the formation like a force field effectively marking out the shape and then induce the crop to fall towards it by some force of attraction. This could account for the gentleness of the flattening and the sharp edge.

The Negative/Positive/Neutral sets do not always form circles near to their source: the one in the East Field comes from Old Winchester Hill and may have combined with the one from Milk Hill to form circles in Alton Barnes area. It seems that a lot of circle areas have both a local and distant source. At Barbury Castle there is only the set from the Ranch Feature, so the 1991 pictogram may have been formed when this source 'switched on', as there big pictogram seem to occur near a source as though 'switching on' and then the lines run through to Glastonbury and may continue to form circles along their length.

Having read the article about plants forming their own patterns, in the *Cerealologist*, I think it would be interesting to compare field size and formation sizes. If some of the flattening force does come from the plants, then a large field should produce more of it than a small one. Large fields such as the East Field do tend to have large formations.

8. Changes of consciousness

I mentioned 'Greeting' earlier on [see Part 1-BD]; this refers simply to the fact that if you cross a line and make a mark with your heel to show the two edges then, when you are walking back, the line will move several feet towards you as if it knows you are coming. I have done this at night in complete darkness and in daytime when I have spent all day walking to and from somewhere and had completely forgotten where I had found the line on the way out.

On barrows that have an Earth field and, for instance, a Positive ring and Positive circle fields, if you douse the field and drop a marker on their edges and then do it again you will find that they have moved: they seem to pulsate slowly. *As some of the Earth lines seem to 'switch on' in August, this might account for the increase in numbers of circles as the season progresses.*

I would like to thank you for asking what ordinary CCCS members think. If anyone had asked before I would have taken the time to write this down before. As you might have noticed from the introduction I like to pick holes in other people's ideas. I would be quite happy if someone picked holes in mine as it might save a lot of wasted time and walking!

CROP CIRCLES, CARPETS, CLUES, COINCIDENCES AND COMMON SENSE (or C.C.C.C.C.S.)

John Sayer

I've been involved in the crop circle phenomenon for almost five years now and during that time I have considered several theories about it along the way, but one thing has remained unwaveringly constant - my knowledge that there is a genuine circles phenomenon. I use the term "knowledge" deliberately, because my conviction is not born of belief, but of direct experience, logic and rational analysis.

CARPETS

It all began for me one morning in August 1990. At that time I knew nothing about crop circles. I had heard of the subject only to the extent that I had seen a short clip on television which showed an oblique view of a field containing a circle and two men (who I now know were Pat Delgado and Colin Andrews) talking about it: swirled crop, stalks bent but not crushed, clean standing edge, no apparent signs of entry etc. etc. I hadn't heard of "Circular Evidence" or the CCCS. Nor was I aware of the explosive effect the first Alton Barnes pictogram was having in the crop circle community at that time. I was staying at a friend's house. Jane asked me that morning if I had been standing on a chair in the corner of her bedroom sometime during the night. Surprised by the question, I asked her to explain. She said there were three depressions in the carpet, which looked as if they had been made by something heavy.

Sure enough, between the foot of the bed and an open wardrobe door were three circular (or elliptical) clearly defined shapes in the quarter-inch plain pink pile, which, when viewed from a distance, looked exactly like a scaled-down version of circles in a field. From where I stood I could already tell there was something unusual about them: they did not look like the kind of marks made by heavy furniture - they had clearly defined edges and were arranged in a triangle. I said, jokingly, "They look like crop circles." Jane asked me what crop circles were and I told her the little I knew. Intrigued, I had a closer look.

I was astonished. Close up, I could now see that the carpet pile within the circles (which were about three inches in diameter and spaced about six inches apart) was actually swirled, just like those crop circle things on T.V. I poked at them tentatively. The flattened pile was firmly pressed to the floor. It didn't brush up when I ran my fingers "against the grain". I looked, and stared, and touched, and absent-mindedly closed the open wardrobe door to get a clearer view - and there was a fourth circle, completing the now-familiar "four dots on a dice" formation.

Because the door had a defective hinge, it hung permanently open. I realised instantly that whatever had made the marks could not have straddled the door. This bothered me: it meant that this business had moved from being unusual to positively strange. The marks had definitely not been there the evening before. They had arrived during the night, astride an open door. This didn't seem reasonable.

We discussed possible "rational" explanations: someone must have broken in during the night, made the marks then left, somehow locking up after themselves on the way out. No. I tried every circular object in the house - cups, saucers, plant-pots etc. Not only did nothing match the diameter of the circles, even when I tried to replicate them by pressing down on the carpet with something and twisting it round to swirl the pile, it simply didn't work. All I got was a vague disturbance of the tufts, which didn't lie flat to the floor.

Having exhausted the replication possibilities, I took a closer look at the circles. It was as if the pile had been glued to the floor. I picked at it with my fingernails. It was extremely difficult to get up. It was quite definitely swirled, not merely pressed down. Each circle had a clean standing edge - the "cookie-cutter" effect. This didn't make sense. Suddenly I was gripped with fear and panic: this was paranormal - worse, it could even be black magic.

In almost a frenzy, I tried to erase the marks. I couldn't fluff up the pile with my fingertips. I scratched frantically with my nails, which I nearly tore out in the effort. Having finally had some effect, I ran a vacuum-cleaner back and forth over the circles. Eventually, after about ten minutes of scraping and Hoovering, I managed to remove all trace of them. A lingering fear meant I didn't give them much thought after that, until my children, John and Lynn, told me that there was going to be a talk on crop circles in Norwich soon. I hadn't seen any advert myself, but decided to follow it up, to see what these things were all about and whether they were anything like the carpet circles. In the meantime, I saw a poster for the new Led Zeppelin boxed album set, featuring what I took to be a bit of artistic licence: a clever, picturesque design based on crop circles.

CROP CIRCLES

The talk, in October, was given by Richard Andrews. It was then that we learned of the CCCS. As each slide was displayed I realised more and more that what I was seeing was, apart from the size, exactly what had

been in the carpet. Okay, I thought, it's probably some form of electromagnetism, sun spots, that sort of thing. But Richard's delivery was brilliant: he led us along gently through the simple circles, to the circles with rings, and then, the shocker - a "four dots on a dice" formation. That was the clincher for me. Then, of course, we got the quintuplets and other combinations of circles and all the other details which indicated "intelligent control", leading up to 1990's jewel in the crown, the Alton Barnes pictogram. Now I realised that the Led Zeppelin poster wasn't a pictorial "hoax" after all.

I picked up a CCCS application form on the way out, and learned that there was a branch in Norfolk. Later, having met the local enthusiasts, we told them about the carpet circles and invited them to come out to Corpusty and douse the room. (Pat Palgrave-Moore asked me what I thought the carpet circles meant: did I think it was a "tap on the shoulder" from the Circlemakers? I wasn't too comfortable with the thought although, logically, it seemed plausible.) Chris Phillips not only got a reaction from his rods in the right area of the carpet but also reported feeling a "pressure" on his head when crossing the appropriate spot. Thus it was that Jane and I began dowsing. Unlike her, I got no reaction with rods to start with, but a very strong response with the pendulum. Later, the rods worked for me too and we were still getting responses right until we moved to the village of Wood Dalling more than a year later.

COINCIDENCES

On the first anniversary of the carpet event, Jane was talking on the phone to her sister Ros, who lives in Ely. Ros asked if we'd heard about the crop circles at nearby Sutton, on the farm of some friends of hers. An article had appeared in the Cambridge Evening News. We hadn't, but got the phone number of Peter and Mary Robinson, to ask permission to visit. Mary was happy for us to come over, but regretted that the field was at that moment being harvested. However, she added, Stewart and Julie Baker, friends of hers who belonged to the same microlite club, had taken several aerial photographs of crop formations in Cambridgeshire recently, and would no doubt be happy to show them to us, if we fancied driving over to the airfield at Sutton. We were off like a shot: in the meantime we had read "Circular Evidence", "The Latest Evidence" and "The Crop Circle Enigma" and had begun to receive "The Circular"; now, at last, we might get to see a real live crop circle!

The video battery was flat, but I grabbed my camera on the way out - as well as a business

card which was lying on the worktop near the back door. I had no reason to pick it up; its significance became apparent only later. Ninety minutes on and we were at the airfield outside Sutton. Our timing was immaculate: we arrived just as the fliers were sitting down with a cup of tea to have a look at the crop circle photographs. I reached into my shirt pocket for something to sketch on and pulled out the business card. Turning it over I read, "Sutton Garden Centre". Underneath was the name of the representative, Chris Makepeace. I remarked on the coincidence - that I had picked up the card absentmindedly, and it turned out to have the name Sutton on it, which was where we now were in Cambridgeshire. No one else shared my excitement much, but the coincidence grew when we later discovered that the first reported circle in Norfolk was, indeed, at our own village of Sutton (where the garden centre card came from). Furthermore, during the Glastonbury Symposium that year (1991), Christine Rhone introduced to the audience the very first subscriber to "The Cerealogist" - Chris Makepeace - the same name as on the business card. Things were definitely getting odd. (The reason I had the business card, incidentally, was because my mother had recently moved from Germany to Norfolk and needed a garden shed. She had left the card behind on a visit. This ties in with the bizarre string of "23" coincidences - but at this point, that's another story!)

The circles photographs were of formations at Spaldwick, Keyston, Sibson Airfield, Sutton and Guyhirn. The Bakers had also seen what they described as a "heart shape", which later turned out to be the Mandelbrot at Ickelton. I made sketches to pass on to the CCCS. The Bakers weren't sure that any of the formations remained unharvested, nor of any locations except one near Guyhirn, which was about half an hour's drive away. We headed off.

The route was straightforward, and we eventually found ourselves on a five-mile stretch of straight road with full fields of wheat on our right. Things were looking good - until in the distance we could see one field which had been cut. Surely this wasn't one with a circle? But it was. We could see the mark of the "Teapot" formation beneath the rows of loose, unbaled straw as we shot past. Within seconds, however, I spotted the tell-tale sight of what could be the shadow of a standing edge in the distance, and at that moment we reached a layby on our left. A timely coincidence! We stopped. Crossing the very busy road, I looked around in despair. This was fenland, flat for miles around. Where would we begin asking permission to enter the field? We were high up on a bank. There were harvesters in this field too. I panicked. I stepped forward and looked down. Directly below us was a tractor, its driver apparently taking a break. Another coincidence! I clambered down, waving my CCCS membership card in the hope that it would carry some weight and asked if we could view the

crop circle. "That's been cut," said the driver. I asked about the shadow I'd seen from the road. The driver didn't know if it was a crop circle, since no one had been into it, but yes, we were welcome to take a look, but we'd have to be quick as they were harvesting the field and intended finishing the job that day. So our first crop circle turned out to be a beautiful pictogram in golden wheat, surveyed in the warmth of a glorious August afternoon - and what an initiation!

This stretch of road came to me in a dream a year later, only in the dream I was the passenger in a car approaching from the opposite direction, and I spotted a pictogram in the first field on my left, past the houses there. The dream was so vivid it bothered me and I half-expected it to be fulfilled. It wasn't, but Jane and I did discover a pictogram on the other side of the road, beyond the River Nene, directly opposite the field I'd dreamt about.

"COSMIC FORCES"

Another set of coincidences occurred that summer. I had been reading a book about developing powers of ESP. I had also been wishing for something to happen in Norfolk, so that I wouldn't have to travel all over the country to look at circles. There was a field of barley right next to the house where we lived in Wood Dalling, which sloped up slightly before flattening out. Daily, I "willed" a circle to appear in that field, so that it could be seen from the house effortlessly. I had been doing this for several weeks, and one day was sitting in the garden reading a book about developing ESP. I had just read an exercise in "tapping into the cosmic forces" so thought I'd give it a go. Having completed the exercise, I put down my book and climbed the small apple tree to look into the barley field. Nothing yet. Then I thought - I didn't just want a circle to appear, I wanted to see it happen. At that moment, from the precise spot I was staring at, a brown owl came up out of the crop and flew to my right, across the road which ran along the side of the field, and past a tall oak tree.

I was startled: what was an owl doing flying out of a barley field on a bright afternoon, especially from the spot I'd been looking at while wishing for a crop circle? This had to be portentous! I jumped down from the tree and walked up the road to see if the owl was still about. No sign of it. As I stood there pondering by the oak tree, what sounded like electrical fizzing burst above my head. I looked up quickly, expecting to see broken electric cables sweeping down towards me. But the cables were a hundred yards further up the road. What was this? The noise was locatable, a few feet above my head, in the lower branches of the tree, as if being made by something invisible. I was transfixed. After thirty seconds or so the thought came into my mind that if I touched the tree the sound would

be "earthed". As I reached forward, I immediately regretted what I was doing: this was something strange - I shouldn't stop it. But it was too late. As I withdrew my hand, the crackling had already dropped away.

CLUES

Then it hit me: this was the "circle noise" I'd heard so much about, and recalled the Operation White Crow episode, during which George Wingfield had approached the noise and asked for a circle. Perhaps there was one nearby! I walked up to the crossroads, where from a bank I could get a reasonable view of the surrounding fields. There was nothing to see, but with no one about to wonder what I was doing, I closed my eyes and asked, "Please can you make me a circle?" Feeling only just a little foolish I returned to the garden and picked up my book. I found the place where I'd left off and read, "Now ask for something."

I was convinced now that a circle would appear in the field, but also, as I told Jane, that some sort of cosmic sense of humour was involved in all this that would place the circle just over the slope, so that it couldn't actually be seen from the house as I wanted. It was a few weeks later that Jane found the circle, while out walking the dog one evening. She'd followed Buffy up onto the bank at the side of the road. The circle-and-spur wasn't visible from the road itself. On returning to the house a couple of minutes later, Jane completely forgot to mention the circle! She only remembered the next morning as we drove to work. Naturally, I thought she was winding me up, but I finally got out of the car. I couldn't believe it. The frustrating thing was that I wouldn't be able to take a closer look until it was dark, since we were going straight from work that day to Sutton, to check out a report of a line of five circles there.

The next morning it was straight up the tramline that led virtually from the front door, camcorder in hand. The first person to drive along and stop to see what I was doing was, coincidentally, the owner of the field, who lived a couple of miles away. She had no objection to what I was doing, and after a short discussion of crop circles, promised to let us know if she heard of anything turning up in the area and gave us blanket permission to check her fields.

One thing I couldn't understand was that the circle was only about five hundred yards from the house, yet couldn't be seen from there, even from upstairs. From walking up and down the road a few times, I came to realise that the circle had formed just over the brow of the gentle slope in the field - only a few inches further towards the house and it would have been clearly visible. My premonition had been right.

(To be continued...)

RAY'S COLUMN

During the winter I gave a slide presentation on crop circles to two local groups, one called 'Para-Search' whose range of subjects include all aspects of the paranormal and the other an Earth Mysteries group. At the end of each I asked the question: "Are all these beautiful formations too good to be true!?" The general answer was "No, of course not. How could they all be man-made and in the dark too? They're too good".

Right brain; left brain

This was a welcome and positive answer, of course, but was it not to be expected from folks already attuned to the possibility - even reality - of an objectivity beyond the confines of rationalism and materialism, of scientific exactitudes? Reflecting the intuitive side of the brain, they would not be likely to have problems accepting the genuineness of a mystery which might be allied to other-dimensional actuality.

Scientists and other rational people necessarily pronounce differently. For example, one such well-known scientist commenting on the 1991 Ickleton "Mandelbrot" said "It has to be a hoax, doesn't it?". It could not, to him, remotely be anything other. Certainly not anything of unknown origin, not even an unknown meteorological event e.g. the Meaden plasma vortex (a concept itself out on a limb for many scientists as a unprovable hypothesis. Incidentally, where has the plasma vortex gone?).

There is nothing wrong with scepticism if it does not spill over into mere debunking, but the sceptical position requires justification just as does a position of belief, and there is often it seems as capricious a basis for the disbelief of the sceptics as there is for the credulity of the believer. Where a credulous individual can find extraordinary things to believe in, the sceptic often appears to try hard to find things to disbelieve. The philosophical standpoint of experience being the only test of truth is no more fallacious than the scientific acceptance of only proven theory having any substantive reality.

The New Physics

It is a refreshing development in recent years to see some kind of middle ground appearing, where physics, for example, is moving towards a more accommodating view of mind, accepting that we are involved in the nature of reality in a quite fundamental way, the precise nature of which has to await the participation of a conscious observer.


It is not surprising that crop circles have caused so intense and conflicting polarisations, even more than the UFO scene, perhaps. The circles are manifest visible, physical residues of some energy, some activity, be it human or other. They are visited, enjoyed and have the ability to induce wonder, and a conscious awareness of matters otherwise in the background of our lives. That is the positive side. They have also brought the negative, which disparages and ridicules, ranging from deviant and reactionary attacks (a lack of rationalism in itself, ironically), to the seemingly ingrained propensity on behalf of the academic and critical intelligence to be distrustful of the possibility of any occult or esoteric connection.

The phenomenon progresses along two almost parallel lines (which perhaps are gradually converging).

At infinity . . .

There is nothing wrong with the cultivation of the power of feeling from the inanimate and enjoying the phenomenon, as with all nature, especially the less obviously living manifestations such as earth, stone, wind and sea. And this includes crop circles, *however they arrive*.

The straight, parallel tramlines in the expanse of the corn field curve around and join up again at the end. . .



Croppies prohibited?

On the subject of reactionary attacks - there have been some quite irrational ones over the Criminal Justice Act. It's as if the law-abiding majority are the victims of this, rather than the criminal, vandal and general nuisance, potential or actual, who wishes to be immune to respect for any authority or property. Ironically, some people feel freedom is being eroded, and this view of an Act which seeks to address in a rather more forceful manner the protection of people

and property, imagines the end of gatherings with more than twenty people, such as parties, country rambles, bird watching etc.! *This is nonsense.*


And crop circles? Well, trespass is now a criminal offence, so we just might see less clandestine activity (trespassing assemblies!) in the corn fields. Police now have powers to prohibit gatherings of people i.e. groups of twenty or more, (Ref. clauses 65 & 66) whom they consider may disrupt local people or may damage property etc. If I were such a 'local' person this is precisely what I would want the police to do - and for rather less than twenty at that.

Critics suggest that it is in the fine detail where problems might arise and the completely innocent crop-watcher be confused with the potential trouble-maker. But what really has the crop circles community to fear? The only situation where the police are going to become involved with crop circle activities - they have far more important matters to deal with - is any possible traffic hazard. These days groups of more than twenty coincidentally appearing at a field side are not so likely. Even then they would have to give the police the appearance of being likely to cause some disturbance outside the bounds of good behaviour.

Agriglyphic Assemblies

So what has changed? Croppies on an organised coach party will be bona fide visitors, permission from the farmers to visit already having been given - as in the past. Individuals likewise - as in the past. If, though, you're still worried as an ordinary citizen, don't go out in the country (or gather in town), in a group; if you do, don't get out of your car; if you do that, don't approach the field edge with your binoculars. Oh dear - and don't go to Avebury, or even Alton Barnes, as there's sure to be more than twenty there already!

Ray Cox



LETTERS & SHORT ARTICLES

On the other hand...

HUMANS IN BLACK

Chris Kenworthy

Imagine finding a way to contact the Circlemakers. A way to attract crop circles to new areas of the country, enabling interaction with the language of crop glyphs. A mechanism for connecting with earth energies and the structure of the landscape in a way far more advanced than dowsing. If such a technique was invented, don't you think we should be interested in it? I believe the method has already been found, but many researchers regard it as nothing more than deceptive time-wasting. Most people call it hoaxing, but I will call it circlemaking.

People call me a deceptive cheat, a vandal, a troublemaker. I have been told to leave the fields alone. Criminal damage is involved, after all, and for this reason I have stopped making circles. But, looking at it from the point of view of the planet, rather than someone's farm: if I am a vandal, so are the real Circlemakers! The genuine Circlemakers have chosen the farmed crops of earth as the medium of first contact. Who am I to argue with this?

Tapping in the dark

Many people oppose hoaxing, because of the deception and confusion. Crop circles are about communication, and hoaxing simply confuses the message, they tell me. But real communication has to work both ways. If we merely look at the pretty circles, we are ignoring the potential for dialogue.

If you were trapped in a dark cave and heard tapping, you would listen for a while, and then you would tap back. If the tapping responded to yours, becoming more complex, you would increase the complexity of your message. Without knowing the language you were speaking, the two of you would have set up a communication. The worst thing you could do in that situation, would be to ignore the sound.

We are trapped in darkness of many forms, from personal to global. Ignoring the messages in our fields is the worst thing we can do. Most people find crop circles intriguing and beautiful, many find them fascinating. Only a few of us are obsessive and want to be involved with them. For those of us who are close to crop circles, it is our responsibility to communicate.

Crop circles remained simple and quite rough for many years, until hoaxers started to copy them. Then the process of evolution began. More circles appeared in new areas, and the designs evolved in response to our knowledge of them. Once we learnt the rings, corridors came. I believe that the 1989-1991 explosion would never have happened if we hadn't interacted with the circles as they were laid down. In many cases, I believe that a design or feature was repeated by the Circlemakers, until we copied it well, and then it was dropped or abbreviated.

Circlemakers respond?

My hoaxing activities would have died out a few weeks after they began, if my only achievement was to fool and deceive. Circlemaking requires a great deal of patience, nerve, planning and energy, as well as expense. I would have given up if the Circlemakers had ignored me. Thankfully, they didn't. I found that by making grapeshot in remote locations, I could attract larger circles. On several occasions I made grapeshot in hidden places, where only the farmer would have found them, and then discovered much larger circles in the same field at a later date. This even occurred after the initial grapeshot had vanished through regrowth. Conversely, my large circles were sometimes adorned with a couple of grapeshot a few days later, even when the fields were miles from view.

These results were encouraging, but because I was working in the North, I knew that a lack of circle history made the dialogue quite restricted. When I moved to Wiltshire, I found that hoaxing isn't simply a communication, it is a direct interaction with the Circlemaking force.

Leading light

At dusk, in a famous crop circle location in Wiltshire, I saw a strange light rolling across the surface of the wheat. I know that it was not a balloon, or car, or flare, because I had the presence of mind to watch how it moved, where it was in relation to other objects, and how it illuminated the landscape. I had the advantage of being above it, looking down, so I know it wasn't Venus, or a helicopter, or a meteor. When it vanished, I instinctively felt that it had made a crop circle. I ran down to the edge of the field, and saw a dark circular area. Was it wind damage, or discoloured crop? I felt certain it was a crop circle, but by then it was dark, and I didn't want to go into the field. The next day I returned, and there was no circle, no damage.

Even at that point I had no intention of making a circle there, but that night, on impulse, I pulled up at the edge of the field. Without any of the usual precautions, I waded through standing crop to the first tramline. When I reached the place where the imaginary circle had been, it occurred to me that I may have seen the future of this piece of land. I wasn't being a fraud, I was completing a causation loop. Something had caused me to see a circle in that location, and now I was finishing the job off for it. The crop went down easily, bending without breakage. All I wanted to do was make a simple circle, but then I saw something unexpected. Leading out from under the lay of my swirl, was a thin line of stalks, curving round towards the tramline. I knew that I had to make a path following that line, so flattened it accordingly, and left the field.

This in itself was strange, but the pattern I made that night has disturbed me ever since. On the same night, in another part of Wiltshire, somebody or something else made a pictogram containing 'my' pattern within its design. The pattern appeared several more times, with variations, during 1993, and although I didn't know it at the time, it had also appeared the year before. My formation contained five fold symmetry; at the time, I hadn't even heard of this. Without doubt, my actions that night were driven by something exterior to myself.

Working with the phenomenon

Circlemaking humans are rarely caught. It's not because we dress in black, plan carefully, and monitor the watcher activities - we do all these things, but they aren't our real protection. If we are working in harmony with the Circlemakers, we remain hidden from view. We are awarded the same ability to be covert, because our intent brings us into the fold of the genuine phenomenon.

This is why it might be impossible to develop a litmus test. A hoax smashed out by a biologist as a control will be just that, a hoax, with no anomalies of any kind. A circle made by somebody with the intention of being a part of the genuine phenomenon, is different. It will often show all the evidence of a genuine circle. I have created circles with magic bends, node expulsion, complex layering and petalling, and tangible energies. Most of this was not planned. It just happened. If I tried to demonstrate these effects, I would probably fail, because it would just be an elaborate hoax (as opposed to a circle made with genuine intent)

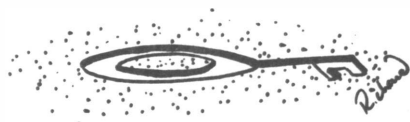
I admire the integrity and dedicated efforts of scientific researchers, but feel that more could be achieved by concentrating on the imagery of circles, and our interaction with them. By getting into the field, rolling your own, and taking part in the dialogue, more can be achieved than by working out exactly how the things are made. From a scientific point of view, I am fascinated to find out what is going on, but I don't think the science will ever lead us to a true understanding. You don't understand Shakespeare by analysing the ink.

Secrecy remains vital for all makers of crop circles. Without secrecy, the intention to be a part of the phenomenon is lost, and it becomes nothing more than pointless corn stomping.

Intent is all

We shouldn't be surprised that human-made circles exhibit similar effects to the real ones. Many ancient sites, such as Silbury Hill and Avebury are fizzing with energy (usually enough to give me a headache), and they were made by people. What makes them more than just stones and soil, is the intent behind their construction. The same applies to crop circles; when they are made with the intention of being a part of the phenomenon, they become a part of it.

It is easy to dismiss these ideas, and say one of three things. 1) There aren't any convincing hoaxes. 2) The hoaxes are irrelevant and confuse proper research. 3) Hoaxes are a malicious deception, masterminded by the CIA . . . but it's worth remembering that even Schnabel, Irving, Lundberg, Dickinson, Chorley and Bower have publicly agreed that some crop circles aren't man-made. If you put aside suspicion, and think about the possibilities of circlemaking, you will see that we are more than humans in black, out to cause trouble. We are a driving force behind the



"DAMN HOAXERS GOT HERE FIRST AGAIN!"

OFFENDING THE SPIRITS?

Simon Burton

John Holman's account of 'Strange Goings-On in the West Kennet Long Barrow Flying Duck Formation' (The Circular 5:3) struck a familiar chord with me. It was strikingly reminiscent of events described in Laurens Van Der Post's book 'The Lost World of the Kalahari'.

Colonel Van Der Post describes his expedition to make contact with the remnants of the aboriginal Bushman people in the Kalahari desert, in the course of which he is led by a bushman Holy Man to 'The Slippery Hills' where are said to reside the Archetypal Spirits of Bushman creation myth.

Van Der Post's team are given a dire warning by Samutchoso, the Holy Man not to do anything that would offend the Spirits of the Place - a warning that is inevitably ignored by some of the expedition.

As a result we read among other increasingly distressing mishaps of a whole catalogue of extraordinarily unlikely failures of camera equipment culminating in the clean shearing-through of a steel camera swivel (a part so secure that no spare for it is ever carried).

These failures will be all too familiar to many circle hunters, in particular to John Holman, whose radio-controlled aircraft's 4mm propeller bolt sheared through.

What I believe is significant about the similarities between these stories is that both Colonel Van Der Post's expedition and John Holman own up to a failure to 'ask permission' before entering what might be termed 'sacred space', and as a result are plagued by mishaps. Van Der Post finally decided that the correct thing to do was to apologise to the Spirits of the Place and did so by obliging all the members of his expedition to sign an apology, which was buried in a bottle!

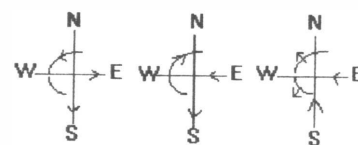
I wonder how many other circle hunters can own up to entering formations without 'asking permission' (and I don't mean from the landowner!), and have been punished in some way? Van Der Post's apology was accepted, though Samutchoso warns that the punishments meted out by the Spirits could easily have been much worse, even fatal, if his intention at least, had not been pure.

You have been warned!

PREDICTING DIRECTION of CROP LAY

Michael Newark

The crop lay of any circle is dictated by its Earth Energy force, that is to say the direction of its flow across the circle. A formation with its energy force running N to S and W to E will give a *anticlockwise* crop lay. Those with N to S and E to W will give a *clockwise* crop lay, and those with E to W and S to N will give a *radial* crop lay within the circle. This I have found after a study of circles over the last two years -it's another part of the puzzle we seek to solve.



Since I formed this theory of the way a crop lay will go in a crop circle, two formations came along to change it a little. The above is true of any crop circle formation which has no connecting ley path between the circles, but *where this occurs*, the crop lay does change because of the dominant ley connecting path, so the above statement does not apply. Where an active ley is formed, a circle may form at two week intervals along it, be it N to S or W to E. Some leys form part of two or more circles within a few hundred yards, while others are miles apart.

Circlemakers copy circlemakers?

In 1994 for the first time I noticed a change taking place with the crop circle phenomenon: in the past hoaxers have copied genuine formations, but in 1994 the circle maker made genuine formation patterns from earlier hoaxed patterns. Two crop circle formations which, for me, were hoaxed, later had genuine crop circle patterns like them formed in Wiltshire, taking almost the same original shape. . .

LET'S KEEP IT POSITIVE

Chad Deetkin

Could people please think for a moment before making negative statements on crop circle authenticity? Especially statements which are based on personal opinion, ignorance and ego? Lord knows the flames of negativity don't need more fuel. It is

unfortunate so many so-called "experts" (mostly of the armchair variety) still feel compelled to take centre stage with their visions of shadow and darkness, when in fact the cropcircle phenomenon is bathed in brilliant light. Are these the same people who would describe a glass of water as being half empty instead of half full, or is there more to it than that? Let me first of all say that there is nothing wrong with speculation. In fact, speculation is a very important and constructive process in the learning process. It opens the mind to new concepts and possible answers.

But when speculation takes on a negative air it becomes counterproductive. We certainly don't need any more of that. Maybe a few guidelines would help the situation.

* If you wish to make a public statement about a crop circle having been hoaxed, fine, but you'd better present some convincing evidence. We would all be interested. But if you can't produce or divulge the evidence, for whatever reason, then please keep it to yourself. Making an unsubstantiated statement is not only invalid but irresponsible and damaging.

* If you walk into a formation, look around a bit and for some personal or aesthetic reason don't like the looks of it, that's your prerogative. You're entitled to your opinion, everyone is. But it's simply your opinion. Of course, if you've spent long hours examining the physical evidence and have come up with hard proof, one way or the other, that's different. We all need to know about that.

* If you hear a rumour which casts doubt on the genuineness of a formation, don't repeat it until you know for certain it's true. If you can come up with some corroborating evidence, you should at that time go public. Every off-the-cuff rumour I've ever heard was twisted, distorted or completely erroneous.

Every crop circle formation is different. Each has unique features which provide valuable clues as to authenticity and possible origin, and thus each needs to be carefully studied. What irks me are the individuals who need to share their gloom with everyone when they haven't bothered to do their homework. Maybe they believe they've spent enough time in the fields in the past to make them experts. Or maybe they are just too lazy? Expert or not, no-one can make a valid judgement with closed eyes.

So let's just keep it positive and stick to the facts.

REVIEW by Ray Cox

The Warminster Triangle - Ken Rogers
(Coates & Parker, 36 Market Place, Warminster, Wilts BA12 9AN 1994).

The cover of this book states: "Astounding UFO and Crop Circle Sightings". However, there is very little here about crop circles, a phenomenon only beginning to become news long after the peak of the saga locally known as the Warminster 'Thing'. Ken Rogers relates the events of what was, for me, a nostalgic era, the late 1960's and 70's, recalling dozens of UFO sightings and other mysterious happenings, including the ghostly variety, around the area over that long period. He also lists such manifestations from further back in history and also occurring over a much wider area than that around Warminster. Months, days and dates are given - a whole stream is listed through the chapters with little chronological order, but useful for readers interested in, and even active in, that time, especially as the books of Arthur Shuttlewood, the main chronologist of the Warminster events, are out of print. There's more than enough to act as the history of a major UFO wave.

I was there skywatching sometimes, and never saw a 'Thing'. Cradle Hill was the shrine and it was always a case of "You should have been here last week!" Obviously satellites were responsible for some of the over-enthusiasm, as were other natural or man-made objects, and almost very likely Earthlights - there are, indeed, geological faults covering the area - a concept only to be thought of much later. (It is interesting to attempt to relate Earthlights to some of the descriptions given here - some tally, many don't.) Even so, there's enough to suggest genuinely strange phenomena. It's fascinating reading, set down in a journalistic reporting style - much like Shuttlewood. The photo reproductions, though, unfortunately are disappointing.



Cornish barley circle - Hatt 1994 George Bishop

THE SIMPLE CIRCLE Bob Boyd

[Extract from a report on extraordinary 'lights anomalies' and crop circles, photographed 1991- by Plymouth UFO Group. (See picture of Bob plus light globe in *Circular Summer '94*, p.14). Now not only globes but squares appear! More to come.]

... It may be a mistake to look/hope for bigger and 'better' formations. The essence of the corn circle mystery must exist in the smallest of formations. The sites we investigated in '91 ranged from small to medium size. It was the 'quality' and impact of the small perfect circles that made us realise that here we had the whole phenomenon. The complexity of a formation does not alter the basic phenomenon. Further, huge and complex formations cannot be 'seen' on the ground, whereas a small formation contains everything in one small area; you see the complete picture... Corn circles are created. They must have a purpose, a reason. If the appearance of lights at the circles is the next step in the corn circle mystery, what else may follow?

CIRCLES OF TIME

Bright, light, and full of energy.
Crafted by unseen hand,
Harmonious with the land,
In isolated splendour.
I am.

Sculpted in the corn,
Drawn by unseen hand,
I am the land,
My energy hidden from sight,
Seen only by the inner eye.
Created in the night,
I am.

Of circle born and same in shape,
Moulded to the field,
With invisible ties,
I draw the seekers of truth,
Young and old, aged youth,
Time has no barriers, for
I am.

From the past or future, I
know no time,
Space and being are mine,
I speak in riddles, unanswered
and teacher,
A lesson to all,
A guide through the mists,
To open man's mind,
I am.

Whatever my shape,
Large or small,
I mean to all,
The question or the answer,
The path to follow, the way
To enlightenment,
I am.

Steve Jones 19.3.95

The Circular Volume 5 Number 4

CENTRE FOR CROP CIRCLE STUDIES

ANOMALOUS EFFECTS REPORT FORM

(To be used to report only those cases not concerned with Physiological or Psychological effects on Health)

PLEASE USE ONE FORM FOR EACH INCIDENT

NAME TEL.....

ADDRESS.....

NATURE OF ANOMALY: Photographic Heat Light Sound Aerial
(please circle which)

Animal Behaviour Equipment Malfunctioning

Date & Duration of Anomaly Occurrence:

Location of Anomaly Occurrence:

Name & Address of First Hand Reporter of Incident:

Post Code

Tel.No.

LOCATION OF NEAREST CROP FORMATION:

DATE OF DISCOVERY OF THAT FORMATION:

DETAILS OF ANOMALY: (use reverse of this form for continuing if necessary and attach any relevant drawings or photographs.)

Please indicate any details in this report that you prefer not to be publicised.

THIS FORM TO BE RETURNED TO PAT PALGRAVE-MOORE, ANOMALOUS EFFECTS, 13 West Parade, Norwich, Norfolk NR2 3DN. Tel:(0603) 611336; Fax:(0603) 763097

C.C.C.S. COUNCIL 1995 - 1996

Prof. Archie E. Roy (President) 40, Highburgh Road, GLASGOW G12 9EF (01413 - 399081)
John Haddington (Patron) Mellerstain, GORDON, Scotland TD3 6LG (01573 - 410292) (Fax: 410388)
Michael Green (Chairman; Hotline) 40, Northside, Clapham Common, LONDON SW4 0AA (0171 - 622 - 6884; Fax /Hotline: 5044)
Barbara Davies (Circular Editor) Old Stables, Lescrow, FOWEY PL23 1JS (Tel./Fax: 01726 - 833465)
John Holman 20, Newton Gardens, RIPON HG4 1QF (Tel./Fax: 01765 - 602898)
Ron Jones "Hillview", Abbots Ann, ANDOVER SB11 7BA (01264 - 710356)
Jim Lyons (Scientific Research Officer) 28, Newgate Street, COTTINGHAM HU16 4DT (01482 - 845123)
Pat Palgrave-Moore (Secretary; Membership; Anomalous Effects) 13, West Parade, NORWICH NR2 3DN (01603 - 611336) (Fax: 763097)
Lucy Pringle (Vice-Chairman; Human/Animal Effects) 5, Town Lane, Sheet, PETERSFIELD GU32 2AF (Tel./Fax: 01730 - 263454)
John Sayer (Asst. Secretary; Archives; Circular Asst. Editor) 34, Constitution Hill, NORWICH NR3 4BU (01603 - 403012)
Richard Smith (Treasurer; Branch Liaison) 4, Mount Edgcumbe Terrace, FALMOUTH TR11 2BS (01326 - 212503) (Fax: 211685)
Busty Taylor (Conferences) 52, Appletree Grove, ANDOVER SP10 3RG (Tel./Fax: 01264 - 324496)
Paul Vigay (Computer Database) 104, Manners Road, Southsea, PORTSMOUTH PO4 0BG (01705 - 871530) BBS: 871531 (ANSI,8NI)
George Wingfield Hearme House, North Wooton, SHEPTON MALLET BA4 4HW (Tel./Fax: 01749 - 890257)

CONVENORS

AVON: Alick Bartholomew, The Hollies, Wellow, BATH BA2 8QJ (01225 - 835127) (Fax: 840012)
BERKSHIRE: Steve Jones, 5, High Fields, The Rise, SUNNINGDALE SL5 OBA (01344 - 27755)
CAMBRIDGESHIRE: Christine Saltmarsh, 13, West Close, Alconbury Weston, HUNTINGDON PE17 5JT (01480 - 890619)
CORNWALL: (C.C.C.G.) Barbara Davies (as above)
(Cornwall 2): Simon Lackford, 8, Woodland Close, LANIVET PL30 5JF (01208 - 831700)
DEVON: Jane Allison, 2, Colleton Crescent, EXETER EX2 4DG (01392 - 71611)
DORSET: David Kingston, 4, Monkton Cottages, Winterbourne Monkton, DORCHESTER DT2 9PT (01305 - 266832)
EAST MIDLANDS: Tony Caldicott, 514, Moor Road, Bestwood Village, NOTTINGHAM NG6 8UN (0115 - 979 - 5333)
ESSEX: Peter Henden, 13, Birch Drive, Brantham, MANNINGTREE CO11 1TE (01206 - 395760)
GLOUCESTERSHIRE: Ann Appelmek, 1, Strathmore Cottages, Walkley Wood, NAILSWORTH GL6 OR2 (01453 - 833513)
HAMPSHIRE: Lucy Pringle (as above)
HEREFORDSHIRE: Andrew Waddington, 1, Belle Bank House, Holmer, HEREFORD HR4 9RM (01432 - 277140)
HERTFORDSHIRE: Mike Rogers, Drumnessie, Ivy House Lane, BERKHAMSTED HP4 2PP (01442 - 864127)
KENT: Joyce Galley, Underhill Farm, CUDHAM TN14 7QH (01959 - 573433)
NORFOLK: John Sayer (as above)
OXFORDSHIRE: Anthony Cheke, 139, Hearst Street, OXFORD OX4 1HE (01865 - 248344)
SOMERSET: Roland Pargeter, 91, Roman Way, GLASTONBURY BA6 6AD (01458 - 834252)
SUFFOLK: David Ely, 38, Hunters End, TRIMLEY IP10 OXH (01394 - 270996)
SURREY: Ken Seddington, High Twelve, Tekles Park, CAMBERLEY GU15 2LE (01276 - 23433)
SUSSEX: Barry Reynolds, 44, Meadow Lane, BURGESS HILL RH15 9JA (01444 - 232873)
WEST MIDLANDS: Ray Cox, 4, Lulworth Close, HALESOWEN B63 2UJ (01384 - 566383)
WILTSHIRE: Francine Blake, Broomsgrove Lodge, New Mill, MILTON LILBOURNE SN9 7SL (01672 - 810505 / 511689) (Fax: 516110)
YORKSHIRE: John Holman (as above) & Ann Shepherdson, 5, Bowyers Close, Copmanthorpe, YORK YO2 3XW (01904 - 709864)
SCOTLAND: John Plowman, 131, Stirling Drive, Bishopriggs, GLASGOW G64 3AX (0141 - 772 - 4588)
HOLLAND: Herman J. Hegge, de Zaan 51, 8251 WC DRONTEN, Netherlands
CANADA: (Network Co-ordinator) Paul Anderson, Suite 202, 2086, West 2nd. Avenue, VANCOUVER BC V6J 1J4 Canada (Tel/Fax: 604 - 731 - 8522)
SASKATCHEWAN: Daniel Clairmont, Box 1702, Esterhazy, SASKATCHEWAN S0A 0X0, Canada (Tel: 306 - 745 - 2483) (Fax: - 2487)
ONTARIO: Peter Miller, 291, Pallnall Street, London, ONTARIO, Canada N6B 2G8 (Tel: 519 - 433 - 4201) (Fax: - 5267)
UNITED STATES: (Network Co-ordinator) Ilyes, P.O. Box 1732, PORT ANGELES, WA. 98362 U.S.A. (Tel: 360 - 452 - 9673) (Fax: - 0849)
OREGON: Carol Pedersen, 20075, SW Imperial Street, ALOHA, OR. 97006 U.S.A. (503 - 642 - 1203)
CONNECTICUT: Doug Rogers, Shepard Hill Farm, NEWTOWN, CT. 06470 U.S.A. (Tel: 203 - 426 - 9463) (Fax: - 3918)
COLORADO: Ron Russell, Box 4307, DENVER, CO. 80204 U.S.A. (Tel: 303 - 458 - 1118) (Fax: - 1119)
ARIZONA: Sharon Warren, 25012, North Vado Court, RIO VERDE, AZ. 85263 U.S.A. (602 - 471 - 2062)
ILLINOIS: Forest Crawford, 219, Emilie Street, COLLINSVILLE, IL. 62234 U.S.A. (Tel: 618 - 345 - 0554) (Fax: - 8631)
VIRGINIA: Larry Newman, P.O. Box 552, ARLINGTON, VA. 22216 U.S.A. (703 - 524 - 6498)
CALIFORNIA: Marge Krstien, 24663, Moon Avenue, LOMITA, CA. 90717 U.S.A. (310 - 539 - 2765)

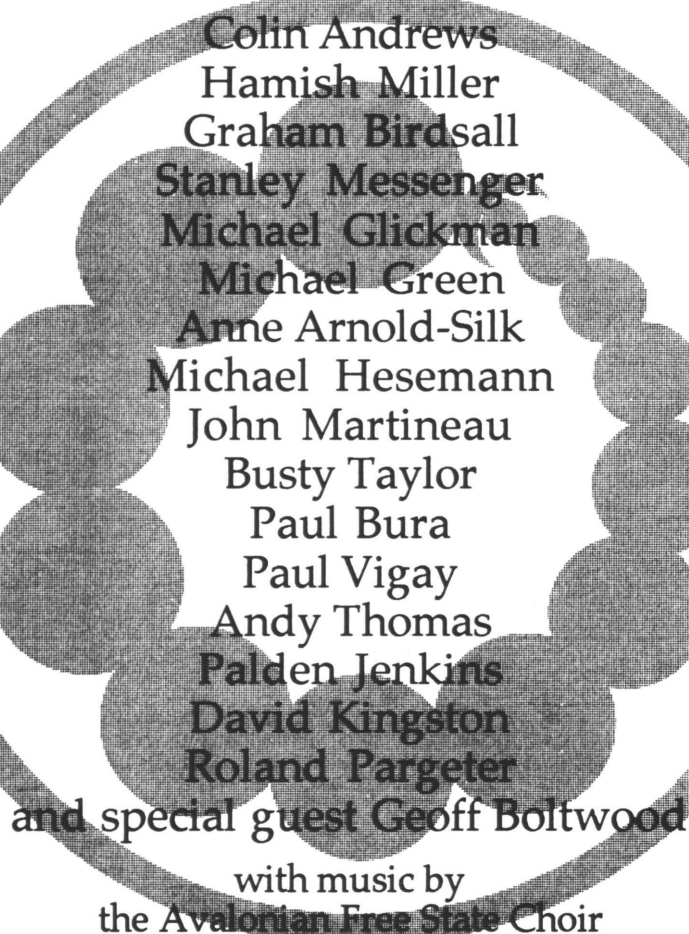
Hotline: 0171 - 622 - 5044

Glastonbury Symposium

INVESTIGATING CROP CIRCLES AND SIGNS OF OUR TIMES

At the Assembly Rooms Glastonbury

Features a full programme of illustrated presentations, updates, debates, videos, musical entertainment and a coach tour on Friday of the latest formations.



Colin Andrews
Hamish Miller
Graham Birdsall
Stanley Messenger
Michael Glickman
Michael Green
Anne Arnold-Silk
Michael Hesemann
John Martineau
Busty Taylor
Paul Bura
Paul Vigay
Andy Thomas
Palden Jenkins
David Kingston
Roland Pargeter
and special guest Geoff Boltwood
with music by
the Avalonian Free State Choir

4th, 5th, 6th August

Price: £50.00 full weekend

£25.00 single day

Concessions available

For advanced booking and enquiries contact
Roland Pargeter, PENDRAGON, 2-4 High Street, Glastonbury, Somerset BA6 9DU
Tel: (01458) 834252 or Tel/Fax: (01458) 832533

C.C.C.S. INTERNATIONAL CONFERENCE

1995

THE SCIENTIFIC BREAKTHROUGH



Day 1 (£25)

am: **THE SCIENTIFIC EVIDENCE**

Contributions from

Jim Lyons, Nancy Talbot, Lucy Pringle, Barry Reynolds

pm: **FORMATIONS & PHENOMENA**

Contributions from regional teams, including East Anglia,
Somerset, Sussex and Wiltshire

CROP CIRCLES IN 1994

Videos by Busty Taylor & Andy Thomas



Day 2 (£25)

THE METAPHYSICAL EVIDENCE

Contributions from

Prof. Gerald Hawkins, Ilyes, Michael Green, John Haddington



22nd. & 23rd. JULY 1995

The Cricklade Theatre, Andover, Hants. SP10 1EJ

For details and booking, write to:

Carol Darcy Cochrane, 33, Walker House, Phoenix Road, LONDON NW1 1EN
(0171 380 0836)

Two-day ticket: £40.00 / 10% discount for CCCS members