



# THE CEREOLOGIST

NO. 30/SPRING 2001

• THE JOURNAL FOR CROP CIRCLE STUDIES •

PRICE £3.50

WINDMILL HILL 2000

*Daniel Lobb - p.3*

AN EVOLUTIONARY  
NUDGE

*Jonah Ohayv - p.7*

LOOKING BACK TO  
THE FUTURE

*Mick Hardy - p.8*

LOVE IS THE ANSWER

*Mary Barrett - p.9*

MILLENNIUM MAGIC

*Lucy Pringle - p.10*

THE EARTH'S  
MAGNETISM

*Peter Whitaker - p.16*

SPIRALS

*Nick Kollerstrom - p.17*

THE 'STAR TREK'  
FORMATION

*Carol Cochrane - p.19*

THE SOCIETY OF LEY  
HUNTERS

*Ray Cox/Martin Newman  
- p.20*

OXFORDSHIRE 2000

*Geoff Ambler - p.22*

LETTERS

*Kenneth Ewing/Brian Riley  
- p.23*

SAME AGAIN, PLEASE,  
CIRCLE MAKER

*Martin Newman - p.24*

NOTE ON THE  
EGYPTIAN SUN-DISC  
AT SILBURY HILL

*Michael Green - p.26*



Editor

John Sayer

*The Cereologist* is published three times a year in  
March, July and November

Editorial address:

John Sayer  
17 Spindle Road  
Norwich  
Norfolk NR6 6JR  
England

(tel. 01603 - 486722)

Global Circles web site:  
<http://www.sayer.abel.co.uk>

Annual subscription rates including postage (airmail abroad):

UK - £12.00, Europe - £15.00, elsewhere - £18.00 /US\$35.00

Cheques/postal orders (no credit card payments or foreign cash) made payable to "The Cereologist"  
Sterling cash may be sent, but at sender's own risk

Advertising rates

Full page (27cm. x 18cm.) - £80.00  
Horizontal half-page (18cm. x 13cm.) - £50.00  
Vertical quarter-page (8cm. x 13cm.) - £30.00  
(Rates for multiple insertions negotiable)

Printing

Crowes Complete Print, 50, Hurricane Way, Norwich,  
Norfolk NR6 6JB (01603 - 403349)

The contents of this journal do not necessarily reflect the views of the editor or anyone involved in *Global Circles Research*. Contributions are accepted on the basis that they are submitted exclusively to *The Cereologist* and that they may be edited. Copyright on material published remains with the relevant contributor.

Consultants

Richard Andrews (+), J.J. Evendon, Michael Green,  
John Haddington, Ron Hill, Ron Jones, Daniel Lobb,  
Peter Sørensen, Leonie Starr, Busty Taylor,  
Don Tuersley, Paul Vigay, George Wingfield

Front Cover

Alton Barnes, Wilts. (John Sayer)

IT LOOKS LIKE we're in for a late start to the crop circle season, with bad weather being just one potential disaster for our farmers this year. April usually sees the beginning of the circles' appearance, the first batch arriving in oil seed rape. I don't know how representative of the whole country East Anglia is for this year, but so far I haven't seen a single field of rape anywhere round here. This part of the country being so flat, flooding is a particularly worrying problem and everywhere you look the sparse and barely green crop fields shine with puddles under leaden skies. One can't help but feel that somehow this is not a good sign; perhaps a shadow of things to come. But then again, maybe it's just the lousy weather putting a damper on things!

Croppies may be panicking at the thought of most of the countryside being cordoned off and out of bounds throughout the crop circle season because of the foot-and-mouth epidemic, but such worries are nothing compared to the stress and anxiety being suffered by our farmers. That is why it is *especially* important that anyone seeking to visit formations this summer should follow the agreed code of conduct and at the very least *not enter* any part of the countryside - let alone a field of crop - without express permission.

I must admit that I, for one, am a bit mystified as to why, with 560 cases to date of FMD at the time of writing, a further 46,000 animals have had to be killed and incinerated. This means that roughly 90% of the animals slaughtered were not known to be infected. What does this mean?

The conspiracy theorists are having a field-day on this one: alien abductions, cattle mutilations, BSE, CJD, the Criminal Trespass Act, foot-and-mouth, mass slaughter of livestock - and blockading the countryside just before the crop circle season starts. Makes you wonder, doesn't it? But seriously - while driving across the Fens the other day, I had to follow a diversionary route for some considerable and very roundabout distance because of a sealed-off road. There was no explanation apparent at the time. I subsequently found out on arriving home that a cull was being carried out.


I had noticed that for several miles all the lay-bys were cordoned off with traffic cones and also found out that two nights earlier those lay-bys had been full of lorries. One incident on that journey made me think: I had narrowly missed hitting a large rat which, obviously in great pain and distress, was thrashing about in the road as if in its death throes, although it didn't appear to be externally damaged in any way. Had it been poisoned? Wondering about it made me suddenly realise that, in the midst of this epidemic, there was no way of culling or curbing *wildlife*. That being the case, why slaughter so many cattle and sheep? At the risk of sounding paranoid, I really do think that "they" have something to hide this time. Has something been discovered in the food-chain that requires the smoke of a thousand pyres to camouflage the truth? We're being kept away from the animals and out of the countryside. This may be nothing more than necessary medical precaution at this point, but I think it's time we pressed our politicians for a full explanation for this sorry saga - *and* all that it implies.

---

Overseas subscribers, please note: since the Eurocheque system is being scrapped, from now on payment will have to be made in sterling, either by cheque drawn on a bank with a British branch, or by cash. Sorry for any inconvenience this may cause.



# WINDMILL HILL 2000

Daniel Lobb reports on his observations on an intriguing "add-on" event in Wiltshire.



AS SOME OF you will know from previous articles, I tend to be quite level-headed - almost too much so. My study of crop circles concentrates on the physical make-up of them: lay pattern, plant condition, position in the field etc. In 1995 at Cowdown near Andover, just ten minutes from my house, there was a very interesting crop formation (Fig. 1). I was able to spend quite a lot of time in the formation, time to look at the plants, crop lay, soil and stones in detail. It is also where I met John Sayer, Ron Jones and the late Richard Andrews, all of whom I have subsequently spent a great deal of time with.

I found at this site for the first time expulsion cavities in the nodes of the plants. These holes were prolific near the centre of the formation and all but absent from the outer ring. I also found in the formation a fractured stone right in the centre of the central standing circle. This story has quite a long tale attached which I won't elaborate on: basically, it was probably a Bronze Age pot warmer, although this explanation was never conclusive.



I first read about the BLT research team's work a while ago in *The Cereologist*. Reading about their findings seemed to make sense of some of what I had been seeing in the field.

In 1999 I attended the Unusual Experiences Conference in Marlborough and heard Nancy Talbott of the BLT team lecture about their work; the following evening I went along to her extended lecture in Coronation Hall in Alton Barnes. I was introduced to her by Chris, one of the organisers of the UE Conference, who had attended my lecture at the *Cereologist* Conference in Alton, Hants., and thought Nancy and I should meet. I arranged with Nancy to meet for a longer discussion and was encouraged to find that BLT's work gave some explanation to anomalies I had been seeing.



As a result of this discussion I offered to take samples for them. In 1999 I sampled one formation for them. Last year I worked full time for a week with Nancy, sampling two formations. One of these was the Windmill Hill formation known as the "Pyramid" or "Pillow", near Avebury, Wilts. (Fig. 2). We worked solidly for about nine hours daily and took roughly 200 samples of soil and bundles of plants from this one formation. At the end of this intensive week I was lucky enough to experience a helicopter flight over the formations. Due to the weather this did not happen until a week after we had sampled the Windmill Hill formation. Tuesday, 8th. August: from the air lots of small "grapeshot" circles were visible in the field which were not there when we took the samples. They occurred along a line which roughly corresponded to the line I had chosen to take control samples along and also along a tramline which we walked down from the car to the formation (Fig 2a) - so we would have noticed them. They looked quite random and untidy both from the air and on the ground.

I travelled back to the field as soon as I could to look at these circles. On the ground it was clear that they were not merely randomly scattered, but some were positioned in relation to the existing formation - e.g. the largest circle of approximately 47' in diameter was just touching the edge of the circle, not overlapping it and not leaving a gap. It also corresponded with one of the corners of the square. There were three circles flattened in the existing formation, one in a standing box (Fig. 3) again not overlapping it, another in a standing box with the edge of the new circle within a tramline which cut through the box (Fig. 4) and the last circle within the formation was positioned in the "D" area between one side of the square and the edge of the circle (Fig. 5). This circle was again placed specifically. It sat on one side of a parting line in

Fig. 4



the crop flow of the "D". The "D" was constructed with a perimeter of approximately 3', as was the square. The middle of the "D" was then flattened in two directions with a parting line down the middle. The new small circle was placed in the half closest to the edge of the formation, with its edge just touching the parting line but not overlapping it.

Outside the formation a number of small circles were also found, some on the side of the formation roughly south-east closest to Windmill Hill but mostly to the western side of the formation. The closest circle on this side was approximately 600' away from the edge of the largest circle bordering the original formation.

The line which I took control plants from, which corresponds roughly to this new string of circles ended at 500' from the edge, before the closest of the new circles. The "control line" was made up of samples of soil and plants taken outside the formation as samples of "normal" crop. These samples are usually taken at 1' from the edge, 5', 10', 20' 50' 100' 200' and



so on, up to 1000'.

These new small circles at first glance looked randomly scattered but on closer inspection it was found that one of the circles was centred on a tramline (Fig. 6), four of them were placed on a drill miss line - a gap in the plants which was unseeded (Fig. 7). These circles on the drill miss line show the order of their construction. The one closest to the edge of the field had a spiral lay which hooked into the drill line. Along the length of this line it was visible that the energy which had created the circles had meandered slightly off the path. The plants which were flattened off the path were mostly kinked over a few inches up the stem, not trodden flat to the ground by people (Fig. 8) and in one place a few plants were pushed down spirally, which looked like the beginnings of another



Fig. 6



circle which had been discontinued (Fig. 9).

When the drill line met the next circle there was a band of plants which flowed under the spiral lay to approximately 5' from the centre of the spiral (Fig. 10). Another circle was joined to this one and the lay of this circle again hooked into the drill line. The final circle along this line had a radial lay with its centre placed on the drill line (Fig. 11). These showed that the circles had been created from the edge of the field towards the formation. The circle closest to the edge of the field had a spiral lay. Its edge touched a tramline (Fig. 12) and the centre can only be described as "nested". It appeared that the spiral lay had been flattened first, leaving a small standing centre which



Fig. 8

had subsequently been spiralled into a "nest" (Fig. 13). this "nest" stood up to 12" off the ground and where the plants were bent over instead of a kink below a node, as was seen in most of the circles, it appeared that in many of the plants making up the nest each individual stem had been tightly twisted just below a node, just like a sweet wrapper.

Another occurrence in this circle and others was a bunch of plants with a large clod of earth attached having been lifted and dropped in the direction of the spiral up to 2' away from the hole where it should be (Fig. 14). This was noted also in the large circle bordering the original formation and one of the circles on the south-east side. The plants in these dislodged clumps appeared otherwise to be entirely normal. They showed no crushing or damage along the stem, as would be expected if they had simply been grasped and pulled out by an over-excited visitor. Generally, the plants were kinked over up to 6" above the ground (Fig. 15). In places they were pushed over at the base of the stem. A plant can be kinked over lower down the stem than the plant directly in front of it.

In the larger circle there were groups of plants which remained standing. The crop flowed around these and in places the standing crop created almost a horseshoe shape, with flattened plants flowing out from the centre. This seems to be impossible to hoax.

All of the listed features of these circles were also noted in another formation in the adjacent field (Fig. 16). One other effect noted in these circles was in the smallest one: there was a standing centre of a few plants with the adjacent plants twisted tightly around the base of them (Fig. 17) in a similar manner to the "nested" centre I explained earlier. The largest circle in this group had a rough edge to it. This appeared to be vaguely



Fig. 9



Fig. 10

ratcheted, with the "teeth" ending in places corresponding to the tramline or gaps in crop growth.

There were two more known groups of these small circles round Windmill Hill that I know of from the "Crop Circle Connector" internet page. One group looks to be identical in construction to the ones I have studied, listed as "Windmill Hill 4"; the other group of three, listed as "Windmill Hill 5", looks to be of different origin, with less standing crop, but I cannot comment further, as when the farmer took me to see both of these they had unfortunately been harvested.

The points listed: placement of the circles in relation to the existing formation or other features in the crop (such as the "ratchet teeth" ending where there is a gap or tramline); dislodged plants and twisted stems suggest a very powerful yet specific force which flattened these circles, an energy which is aware of features already in the field such as the tramlines, drill miss lines and a crop formation. Initial observation of the plants from the original Windmill Hill formation suggest that it may not be man-made.

Personally, I find it difficult to believe that such a geometric shape, containing squares and an optical illusion cannot be man-made, so I look forward to reading the lab report from BLT (which I will summarise in *The Cereologist*) to see what



Fig. 11



Fig. 12



Fig. 13



Fig. 14



Fig. 15



Fig. 16

they have found. Of course, the term "man-made" may be too black and white. I have always taken it to mean "physically flattened by people in the field", whereas "non man-made" formations or those of "natural origin" mean "created by an as yet not understood energy system". But even these "genuine" crop formations must have some type of design element or thought process to create the shapes. This design element may come from man, through telepathy, or may be related to a poltergeist-type energy or possibly even to mobile phone or military communication microwave transmissions. So the term "man-made" could be correct for the design part of the phenomenon but may be not, in some cases, for the physical part.

Either way, whatever the origin of the original Windmill Hill formation, whatever caused the small circles was obviously aware of it. This suggests some type of consciousness being involved, so even if Colin Andrews' recent statement that 80% of all formations are physically man-made and only simple circular shapes are "genuine", then even the energy which creates these simple circles is - it would appear - consciously aware. This complicates matters. It means that even if all the complicated formations are physically man-made but the circle is not, a simple natural "plasma vortex" cannot account for the controlled placement of the circles.

I believe that these small circles at Windmill Hill are the most significant thing I have seen in ten years of interest in the crop circle phenomenon. They show a definite link between the complicated formations and the "natural" phenomenon of simple circles which seem to have been around for centuries.



Fig. 17

---

# CROP CIRCLES AS AN EVOLUTIONARY NUDGE TO OUR WORLD VIEW AND INTELLECT

The questions of the origins of the crop circles, or the means and mechanics by which they are created aside, *Jonah Ohayv* invites us to consider not only the formations themselves as clues, but also what may be left out in this apparent language of communication.

ONE INTERESTING POINT, hard to overlook, is that the best overview of a crop-circle is either aerially or from underneath it. It would therefore seem that its creation takes place from one of these two directions, both inaccessible scaffolds for us as walking primates. Our vision is usually limited by our height.

To so nearly perfectly create live circles like these in organic fields requires a knowledge much superior to ours, of practical energy-technologies of physics, especially as they exactly affect biological entities, such as the many sorts of growing, sensitive plants and human beings. The creators must also understand how to speedily and precisely manipulate the micro-behavior of nature's basic elements. This alone proves that more evolved or higher beings than us exist, who are expressing themselves in our back yard. Their playful geometrical sophistication and their knowledge of the essence of our philosophical history, which even we have largely forgotten, shows a level of conscious skills and mental repertoire beyond our present abilities and understanding.

In our repetitively linear, rectangular food-fields, as a supplement so noteworthy that it appears to stand in contrast to our modern methods of agricultural survival, the diversified beauty (even at second-hand in photos) yet complex order of the many crop-circle symbols, implies (almost involuntarily for us) a series of improvements, suggestions and ideas. Is this presentation an encoded alternative to the probable future we're growing for ourselves and creating for our environment daily?

One universal science or language could consist of frequencies, precise levels or numbers or sizes, shapes and forms, types of movement, relations between time and matter and energy. These formations metaphorically imply other dimensions through, for instance, an implicit invitation in the spatial geometric figure itself, for us to complete or continue its construction. Ilyes has pointed out that they, among other things, involve lessons in conscious "manifestation", and suggests that the circles express harmonics which we too consist of on deeper levels.

Apart from the wealth of literal "meaning" contents, the allusion to or graphical illustration of something else (such as galaxies, eclipses, atomic constructions, possible energy-tools, etc.), the very fact that these formations are manifesting has a psychological impact on us, which when widespread enough, can become a societal and then a species impact. For instance, witness here the necessity of group-thinking, of cross-disciplinary research teamwork, because there are just too many intricate angles here for one type of specialist to register or figure out.

Aside from the immediacy factor, there's surprisingly little difference between the content of formations interpreted as acutely necessary ideas for even our relatively short-range survival - and when they're believed to be desirable, offered, abstract ideas useful for our general evolution into higher dimensions.

Perhaps variations of these symbols, or the principles they contain and radiate, are common themes among life in the Universe. It's said that each diagram exudes its unique energy which can be used differently; maybe each one transmits the "shadow" of its own creative energy. As we subconsciously resonate with these patterns, in awe or entranced at their beauty and complexity and present unexplainability, the harmonic vibrations we subliminally recognise may stimulate us through a series of lifts which indirectly push us into the next dimensions. Entrancing us into a mental mutuality is perhaps one definition of initiating communication.

A code can be viewed as an inspiration given to reach the mental-set and state of mind, its connected ideas, and the subsequent knowledge necessary, to decipher it. Multi-layered holograms can quite likely transcend our evolved level of ego-based consciousness. By reproducing the flow of a geometric form in our own state of mind, thinking and feelings and mood - by in some way entering and trying to merge with the frequencies which a circle "freezes", those which created it - we resonate with it, and will then experience and realise some of its implications. First you get into the right state of mind and get the general idea, but to really understand, you have to directly experience, and be able to reproduce or reply congruently to the stimulus.

The senses we use in observing and thinking can pick up only those perceptions of outer reality which are on their own level. For us to notice, correlate and first-hand understand more, we have to develop more acute sensing. Surely, for understanding these awesome and beautiful figures, this entails in our case a growth of communication between the ways of functioning of both our brain hemispheres: upgrading the serious use of right-brain perusal (the non-verbal, pictorial, musical, receptive, intuitional, feminine functions), as well as continuing our left-brain rationality (the mathematical, verbalising, examining, linear, masculine functions).

So in contemplating the circles (what they show and what they imply), we're stimulated to intellectually develop, which brings us into meta-intellectual or spiritual realms - a growth process which needs to take years, and on a global plane, probably requires more than a generation. The circles have already been cropping up since at least the 1970s, and been highly visible since about 1990. Among other things, they may be friendly bait for our evolution.

We're given the ideas to think about (the manifesting of circles, plus their given symbols), but we have to do the thinking ourselves - perhaps they're even a partially hidden incentive for us to do so. As in the best Socratic teaching-method and Pythagorean tradition, we're tutored through our own guesses, fuelled by our desire to reach consistent answers, while the teacher is always steps ahead. Therefore, in their progressive growth, the presented riddles (the circles) have pieces purposely left out, as clues and complications, to whet our appetite.

---

# LOOKING BACK TO THE FUTURE

A retrospective by *Mick Hardy*.

IN VIEW OF yet another attempt to debunk the Crop Glyphs/Circles last year, I just thought I'd run through a few back issues of this magazine to cobble together a few mainly "measurable" facts which must be a bit of a stumbling block to the most ardent sceptics.

I hope none of the contributors mind me taking extracts from their interviews and previous articles but it is all done for, I hope, a worthy cause - i.e. to encourage people to reread and look back on previous research in the light of the latest occurrences. I could quote stuff from many more books and articles in other publications but I am sticking to *The Cereologist* on the assumption that everybody could have access to the articles I'm quoting from, so they can have a look at the main text to refresh their memories on events and statements made in years gone by.

*The Cereologist* #18, Spring 1997, from "Of Things Seen on the Ground" (John Sayer in conversation with Busty Taylor):

"We've got them down in Mexico - in sugar cane. But the one thing I will say that happened in - I think it was 1988 when I videoed it - was the tree circle which was in the local area. I'm not going to say where it was because the local farmer doesn't want any more publicity out of it. But we did find out from Canada that there was a tree circle there - unfortunately not witnessed with a photograph, but this guy described it in detail, these 40' pine trees were all bent over. We put this in the local paper as an interesting item and we had a local farmer come up and say, 'Well, that's strange. We had a tree circle like you described in our trees and it's still there.' This is in 1988 and it happened in 1984. And sure enough, he took us to the spot and there it was, all laid down, anticlockwise, half of it still laid down in this formation. But unfortunately in the other half a hawthorn tree had grown up through it and pushed it all up. The hawthorn tree was about 4' - 6' tall."

My explanation - Doug n' Dave having a bit of fun on holiday after snorting some Angel Dust while partying with Sasquatch.

*The Cereologist* #21, Spring 1998, from "Message of the Crop Circle Makers" by Michael Green:

"As we drove down the motorway south from Oxford, late for a family engagement, Christine said after a thoughtful silence, 'I would like to find our own crop formation so we can make up our own minds.' Literally, as she spoke, a vast formation appeared on the other side of the dual carriageway. It was not there two seconds before, yet there it was - 42m. long - in the centre of a cornfield sparkling in the morning sun. It was a critical moment. Should we pretend that this hadn't happened to us and drive on? We did a U-turn on the A34 and crawled through the barbed wire fence in our best clothes."

This is just one example of how the circle-makers seem to interact with individual consciousness. For more examples of this, read about John Sayer's carpet circles in *The Cereologist* #23. (John also had a crop circle manifest on a hill just beyond his house when he lived in Wood Dalling in Norfolk in 1992.)

Another very interesting aspect of this is in *The Cereologist* #26, Autumn 1999, in an article entitled "Us = Them. An Exercise in Manifesting Without Using a Piece of Wood" by Sal Chad.

Apart from myself and the other people mentioned, there must be hundreds if not thousands of people who've experienced similar phenomena throughout the world over the years. This, to me, points to a genuine phenomenon provoking many people to have deep profound thoughts of who we are and our place in the grand scheme of existence. In short, it is

part of an Ascension Process.

Further evidence of a genuine phenomenon is confirmed by the vast amount of money and logistics and media manipulation needed for virtually continuous debunking on a global scale, plus the involvement of various "intelligence agencies", which strongly suggests that there is something more to the phenomenon than people producing "Croppie Artwork". As a reminder of the type of people and organisations and the "reasoning" (sic) behind the debunking process, it is worth rereading Michael Green's article "Doug, Dave and the Wessex Sceptics" in *The Cereologist* #25, Summer 1999. I quote quite a large chunk of the article here because I think it is very relevant:

"The Sceptic Conspiracy - So what was the involvement of professional scientists with hoaxing? Dr. Fisher was the secretary of the national sceptic organisation UK Sceptic, and had in 1990 already launched a broadside against the crop circle phenomenon and its researchers in the Sceptic magazine, concluding that 'every writer on the subject was either corrupt or deluded' and 'there was no reason why every one of the hundreds of recorded crop circles could not have been made by tricksters'. The UK Sceptic (of which the Wessex Sceptics were merely a subsidiary group founded specifically to scotch the media's and public's interest in the phenomenon) is the national body of the American based CSICOP (Committee for the Scientific Investigation of the Paranormal). CSICOP purports to uphold 'conventional science' but is in fact an arm of a group of supranational organisations known collectively as the Round Table. CSICOP's brief is to attack scientific or religious organisations or ideas which might destabilise the status quo of certain global political consortiums and their financial interests. The Round Table includes such organisations as the Council of Foreign Relations, The Trilateral Commission, the Royal Institute of International Affairs and the Club of Rome. The American and European recruiting agencies for these organisations are the Bohemian Group and the Bilderberg Group respectively.

"A genuine paranormal case, such as the crop circle phenomenon, which appears in large numbers all over the world, evidences an intelligence carrying a spiritual message and is capable of changing people's ideas about the nature of reality, must necessarily be regarded as a potent threat by such organisations. As Schnabel himself indiscreetly admitted in a taped conversation to Armen Victorian in 1992, 'There are a number of agencies throughout the world which have taken an interest [in the phenomenon]. It involves several countries... the British, German and American governments. The Vatican has some involvement as well... we have support at the highest level. It is potentially a very explosive phenomenon... trying to bring about changes in world consciousness. There are those of us who would like to see this new trend stopped.'"

As far as I am concerned I think the implementation of what is known as the New World Order is becoming more apparent every day. I think that David Icke could have been set up with the Annunaki-Reptilian scenario to pour scorn and ridicule on the subject. The facts are that it is irrelevant who is pulling the strings behind the scenes - it is what they want to engender which is important, i.e. a global fascist hive where everybody is a slave to the multinationals - in other words, 21st. Century feudalism. But a very clever and open-minded scientist by the name of Prof. Ian Baillie told me that they - whoever "they" are - are doomed to failure because the Earth itself is evolving and it is ready to move to another level and it would do so at this



present time even if the human race was not on the planet.

*The Cereologist* #27, Spring 2000: "Electrostatic Energy testing"; extract from a Preliminary report from Ron Russell, courtesy of [www.cropcircles.org](http://www.cropcircles.org):

**"Conclusions:**

- 1) The field of energy that is residual in a formation can be measured with a sensitive electrostatic meter.
- 2) The readings from the meter seem to verify some researchers' intuitions about the quality of a formation.
- 3) The quantity of energy drops off as time progresses and after several weeks does not seem to be present in a measurable form by the electrostatic device.
- 4) Occasionally the energy in fresh formations is so strong that electronic equipment malfunctions in peculiar ways, i.e. sudden battery drain and sometimes subsequent battery recovery!
- 5) Known man-made formations do not register any variations in energy from the baseline, nor do areas of flattened crop due to random wind damage.
- 6) There appears to be a "membrane" at the edge of a crop formation, where the energy shifts lower then perceptibly higher. How far upward this membrane goes is unknown at this time.
- 7) There are significant variations in spikes of energy in various parts of any given formation thought to be "genuine", especially circle centres and edges of inner formation detail.
- 8) Even when a formation had been quickly harvested (the

Bishops Cannings "Basket"), the meter used in the field still showed the energy of the formation, and the edges and shapes of the unseen form could be precisely mapped in the short stubble remaining."

I think the aforementioned conclusions speak for themselves ('nuff said).

I could go on about Dr. Levensgood's work and lots of other stuff but if I've prompted anybody to look back at previous articles and if I've raised some spirits in the face of yet another Global Debunking Session then this article has been very worthwhile.

In conclusion I would like to mention a conversation I had with the late Ron West, during which he said, "If there were no more circles tomorrow or ever again it doesn't matter. We have the evidence. We still have plenty to study so the circle-makers have succeeded."

I thought this observation was very profound. God bless everybody.

P.S. I think the world is run by shape-shifting aliens in the form of cats. look at the evidence:

- (1) Global Warming - mild winters = more rats.
- (2) Sox the White House cat and Humphrey the Downing Street cat are even the same breed.
- (3) My cat Millie has been less than co-operative while I have been writing this article.
- (4) And where do they go at night?

## LOVE IS THE ANSWER

Mary Barrett shares her thoughts on the purpose of crop circles.

I HAVE NOT sent an article to *The Cereologist* for a while so I thought it was about time. The one thing that I truly know is that Love is the answer: we all live on a wonderful planet. Our Mother Earth is alive but only just. She is not happy and I do not blame her. Just look at the wonderful gifts we have been given: water, trees, flowers, forests, animals, birds, fish - all have their part to play, just as we do.

And what do we do? Carry on as if nothing is wrong. The ones in power just want to control for greed and domination and the arrogance of these people who think you can control Nature is unbelievable. You cannot control Nature. You live side by side and treat Mother Earth with respect. What you take for your needs you give back.

And what has all this got to do with crop circles and UFOs? Well, as I have written before, since our "space friends" seeded us here in the first place we are all part of them and they are part of us. We are all spiritual beings, good or bad, as is all life: everything is Creation and Creation goes on and on. As a flower dies, so a seed is born. This is how it has always been. We never die.

Just imagine you are a being millions of years in advance and you are trying to tell this race of people that you do exist. You travel through dimensions and lived on Earth and other planets before this race of people was thought of - and it is teeming with life in the universe and you are all born again and again until lessons are learned. Then try to tell this race of people that they are killing their planet, their children and all life. Although we never die as such, it does not give anyone the right to kill and destroy and to turn away from your creator (a hard job for any E.T. to do).

Mankind has been thoroughly brainwashed so it has to be done slowly to make you think, grow and learn. And one of

the ways is through crop circles, whether or not you believe in them. Our E.T. friends will use every channel they can to get the message through. They need our help but we must be *willing* to help: even they can't do it on their own. We must send out Love to our Earth. Love can heal. Love one another and all life. Do not hate, as that is a negative vibration and that destroys. If we would all do this what a difference it would make.

Of course, there is good and bad. The trouble is, we are out of balance and our Earth is out of balance. We need her. If she lies down and dies then so do we - and all of life. We have nowhere else to go. The changes in the climate have been going on for years and are getting worse. The ones in power do know what is going on and they could do something but sadly, greed has control of them and they must face up to what they have done in the end. "As you sow, so shall you reap." That is very true. It is not the messenger that is important - it is the message. I feel we will get a kick up the backside fairly soon, and about time...

### THE SPARK OF LIFE

The spark of life	Earth
Resides inside	Man has turned away from the source (or God)
The spark of life	This is why evil can rule
Is what keeps you alive	Look at the Earth with innocent eyes
The spark of life is God	As a baby does
So you are as one with God	See everything as new and vibrant
Turn away from your creator	So it will be
And you turn away from yourself	As you think
Without the spark you are nothing	So you are
With the spark you are everything	Only then can you set yourself free
There is only one source	And Earth will be saved
Without this source you cannot exist	
This is what is happening on your	

# MILLENNIUM MAGIC

Lucy Pringle brings us up to date on her research into the effects of crop formations and geomagnetic and electromagnetic fields on living systems.

WITH THE ADVENT of the new millennium there were those among the ranks of onlookers who wondered if the crop circle phenomenon would desert our fields; indeed, the start of the season was so slow that many more fainthearted joined their numbers. However, they were proved delightfully wrong as the phenomenon set about producing one of the most exciting and varied crop circle seasons to date. 2000 has been a very good year, a vintage year; the events have been so varied and complex it is hard to find any particular theme running through the amazingly diverse shapes that have lain glistening in the fields, captivating the eyes of the beholders with their beauty and, at times, quixotic humour.

As before, the Wessex Triangle was the predominant nesting ground, Wiltshire proudly boasting the greatest numbers. Hampshire, though lying in second place numerically, produced some of the most elaborate formations; in particular the Chilbolton "Indian belt buckle" that lay within feet of the government-owned radio and field station. The size of the formation matched the size of their large rectangular car park.

The Observatory was unmanned at the time.

As in the previous eleven years, I continued with my investigations into the effects of geomagnetic and electromagnetic fields on living systems.

For new readers, this research is based mainly on the reports sent in by people who have visited circles or been in their vicinity either in the fields or during lectures. How can people be affected by seeing circles on a screen, you may ask? We know that certain shapes trigger off responses in the brain. It is known as *sign stimulus* and has a similar effect as when people hear lovely music. The resonances from the music passing through the ear into the brain kindle emotions. Shapes can also trigger off this reaction or behavioural pattern without the observer having any conscious awareness of the process.

The reports are analysed and put into categories listed below. The categories may seem arbitrary, so there are also additional sub-sections to each.

## Health Categories

**ORAL (taste [metallic], tooth pain, unusual thirst)**

**CRANIAL (headaches)**

**OCULAR (vision changes, hallucination)**

**AUDITORY (acoustic: hearing voices, music etc.)**

**GUT (nausea, diarrhoea, sudden hunger etc.)**

**SYSTEMIC (dizziness, weak knees, leg pain etc.)**

**MENTAL (thought processes affected, short term memory loss, feelings of panic, terror, evil, peace, love and light, disorientation, sense of a presence)**

I have over 600 cases on my database and despite such a huge volume of information, many a sceptic has challenged these reports, saying they were the ramblings of people with overactive imaginations. Over 600 weird and rambling people - what a terrifying thought! Yet never once have I felt threatened by the mental state of any of the gallant people who, year after year, supply me with this vital information. I am enormously indebted to them. Archie Roy, Professor Emeritus of Astronomy at Glasgow University, writes in the preface of my book *Crop*



(Fig. 1)

*Circles, the Greatest Mystery of Modern Times*, "Are all the accounts given by Lucy Pringle in this book the result of lies, or wishful thinking, or gullibility? Those who have given such accounts comprise a wide distribution of intelligence and education. Their accounts are not sensationalised but sober yet puzzled in style. In the absence of any evidence to the contrary, I am prepared to accept that the vast majority of these people are telling the truth as they understand it."

## He is the Cat's Whiskers

Whatever the sceptics may say about their fellow men, animals cannot be accused of such faults and so their behaviour is critical to this research.

In 2000, one of my first visits was to the "Bear's Paw" near Morestead, Hampshire, which appeared in early May in barley. A rider was trotting her grey horse along the path dividing the field in two. I managed to catch her before they disappeared out of sight and asked her if she would mind riding her horse into the formation. She was happy to do so, saying she was fascinated by the crop circles and had taken her horse into several. She felt he was a good judge of the circle's authenticity. Her horse displayed no visible signs of agitation, moving around the formation and standing still when reined in. The rider, however, remarked that his breathing rate had noticeably increased (Fig. 1).

In early July I took a party of people from London into the bewitchingly beautiful South Field "Cathedral" formation (Fig. 2). I had given them a talk in the morning and before I started was surprised to be greeted by a stranger, accompanied by a cat in a British Airways bag slung over her shoulder, asking after my cat Hero. How did she know about Hero? Of course, I had mentioned him in my book and Rupert the Burmese Blue was here to experience the circles for himself.

It was one of those days when every type of weather condition was practising its skills with the greatest of enthusiasm and gusto. One moment, the sun would peek its nose through briefly, only to be shouldered out by the clouds, the bringers of rain; rain of all sorts and description, from a drizzle to torrential downpours accompanied by thunder and lightning. It seemed that we must experience the whole Bacchanalian menu of conditions. How were these townies

going to survive this wanton display by the elements? They were magnificent. Many of them hadn't been into a crop formation before and many of them were strangers to the countryside. For them, the whole scenario turned into a magical, mystical event as we stood in the formation surrounded by the ancient hills terraced by our ancestors of long ago, the nipple on the breast of Adam's Grave standing out proudly, reminding us of our connection with Gaia.

What about Rupert? If the animal could talk then surely he would be the first; he was a most sagacious beast and apparently accompanies his owner nearly everywhere. He was attached to a very long leather lead, giving him maximum independence. Owner Mary Spain writes, "The most interesting aspect of Rupert's reactions was that he behaved exactly as he does when visiting a church - he has visited numerous country churches on our travels. He was respectful, quiet, alert and very interested. When on a country walk he is far more boisterous. Another interesting thing was that, uninvited, he went up to a stranger sitting meditating and sat down beside her. Although he is always perfectly polite to strangers, he is not normally friendly to this extent and has never sat on anyone's lap but mine. It may be coincidence, but Rupert's constipation problems were sorted out after the experience!"


### Uplifting Experiences

The final animal report came from someone who had taken her dog into a circle. The owner had "...physically felt the presence of the circle and mentally I could perceive it outside my being...My dog got a hard on!"


Have I had similar reports? The answer is yes. On one occasion a young man, much to his amazement, had an erection in a formation. This uplifting experience lasted until the following day! So who needs Viagra? I await other reports that will obviously remain anonymous.

These two reports take us back to the possible effects of nitric oxide. (1) It would seem likely that a strong electrical force measuring hundreds of thousands of volts per metre for a nanosecond is present when a formation appears. We also know that this is likely to be a plasma, a gas containing a high density of electrons and positive ions. When in a gas they stop behaving like individuals and start behaving coherently like an integrated whole, such as a swarm of bees, a shoal of fish etc., that can move simultaneously with tremendous force and speed. When this condition occurs, nitric oxide (not to be confused with nitrous oxide - laughing gas) can result. It is a by-product of combustion and can be formed from air by lightning.

It was this situation that encouraged Jim Lyons to suggest



(Fig. 2)



(Fig. 3)

to ADAS that there might be residual traces of nitrogen in the soil that could be detected and measured and indeed this was proven to be the case in several of the formations tested. What is nitric oxide and what are its effects? Nitric oxide has a bad reputation and has been given a bad press, being linked to acid rain and smog and is also thought to be carcinogenic. It gives us sore throats, sore and running noses and eyes, and coughs. It can also lead to lightheadedness and intoxication. It is a poison, but in small doses is a necessary one. It occurs quite naturally within our bodies, acting as a messenger and is responsible for regulating our blood pressure and plays a large part in controlling our digestive system; it is also thought to enhance our long term memory potential. In men, it plays an essential role, acting as a messenger relaying sexual excitement to the penis, dilating the blood vessels, causing an erection.

In the 1995 Avebury Trusloe Spiral in which Keith Wakelam and I, when standing in the centre, both suffered instant and severe migraine headaches. In tests conducted by ADAS the nitrogen level in the centre was found to be 90% higher than in the rest of the formation.

A woman sent in a report after visiting the Crewkerne Wheel formation in Dorset, saying that she had developed a severe sore throat whilst in the formation that lasted for two days, but at the same time felt as though she was bubbling like champagne!

One of the most common complaints is sore throats and one I have experienced on a number of occasions during crop circle visits. Are we wrong to place these ills on the shoulders of possible nitric oxide alone or should we be looking at the effects of some of the sprays used in farming to control pests and stimulate growth? Many of these sprays come in brand names such as insecticides Pirimicarb and Denington S Methyl, not immediately recognised as containing organo-phosphate chemicals that are heavily discouraged, if not already banned, due to the risk and danger to human life. Some particular chemicals - like organo-phosphates - when married with other substances could have alarming consequences. One chemist, when asked what might happen if organic phosphate substances were exposed to electromagnetic radiation such as microwaves, looked alarmed and said he would flee the kitchen!

### My watch was still under guarantee

Instances of electrical and mechanical failures continue. Songwriter, composer and singer Kerry Blower went into the wonderful "Grid" formation at East Kennet (Fig. 3) soon after it appeared and reported:

"I thought that it was a nice day and that I could sit in the formation and just *be* with Nature. I walked up the tramline and entered the circle. The first thing that hit me was how immaculate the lay was and how complex the 'grid' was. I didn't feel anything and I didn't enter it with any expectations at all. I sat for a while and then I turned to look who was in the circle and I saw everything around me was in a blue haze. I had a pressure in my head and the haze lasted for approximately five minutes.

"I took out my electric organiser to write in it and I noticed that the text was fading in and out. I didn't think that it could be the formation at this time, so I wrote in it to replace the batteries (which I did on 10th. July).

"I then walked back to my car and noticed that the battery light was on. I then noticed that the petrol was in the red and I was concerned that I wouldn't make it to a garage. I put some petrol in and then I noticed that the petrol gauge was still in the red. I soon realised that nothing electrical was working on the car and that the battery light was still on. I drove the car like this for the next day and then I took it to our mechanic. He said that I needed to have the alternator replaced. I then drove the car for approximately twenty miles and suddenly everything came back on. The battery light went off and it hasn't come back on since.

"Meanwhile, I noticed that my watch face was 'blank' so I took it back to the shop as it was still under guarantee. The lady replaced the watch and I wore it for a few days when the same thing happened again. The watch was cheap and I was fed up with it by now so I just bought a more expensive watch which is fine at the moment).

"I am *amazed* at the amount of batteries that were drained since I entered the crop circle."

Several reports sent by Paul Anderson (CPR-Canada) give more information. Kevin and Trina Bietz, who found a formation on their 40-acre farm at Linesville on Monday 31st. July 2000 wrote "that a fresh battery pack completely drained after being in the field and that compasses would not work properly. A night video captured spirals, ovals and balls of red, green and white lights that were not visible when videotaping the field."

Kevin and Trina also reported that at about 3am. on the Monday morning they heard a "humming" sound that sounded like a dog snoring, but in a continuous fashion.

Dr. Richard Boylan informs us that when flying over a formation that had appeared on 14th. August 2000, in a field of wheat at the corner of 93 South and Church Drive, between Whitefish and Kalispell, Montana, the pilot noticed his compass sway 10 degrees: "I had just recharged my new 8-hour camcorder battery but after taping for only twenty minutes, the battery drained."

Denis Eklund, Saskatchewan director for CPR-Canada, found some unusual deformities on plant stalks (not the usual blown nodes) when visiting the Saskatoon, Saskatchewan oats formation. Denis reported that his mechanical camera would not work whilst he was inside the circle and when he tried placing a few test stalks of oats inside his microwave, he found similar "damage" to those found in the field.

### Are we alone?

I have often been sent reports telling me that they sense another person in the formation with them when in fact nobody is there. This is known as "sense of a presence". People also have visual experiences like "seeing a 'being' in my mind's eye."

Sometimes the experience also involves hearing strange sounds.

One person wrote that he experienced a strange feeling of being followed: "I was with three friends, walking down the main road at Honey Street, when we realised we were being followed. The noises sounded like a high-pitched whisper and the movement of wheat from the field behind the bushes.

"This was not a recognisable kind of sound - very spooky. The mood in our group (four males in our late thirties) changed from our usual confidence to an almost childlike fear.

"I was forced to confront this fear, by turning towards the source of the sounds and facing whoever was behind the bushes. The noises stopped and retreated in the same direction - if it had been daytime I would have chased after them. I suddenly felt anger and wanted to catch them. I felt like a hunter after his game, rather than the game being stalked.


"I have never heard this noise before - very strange indeed, but the emotion of fear was the most strange of all - so unusual in a group of men our age."

Crop circles, "all perfect circles", appeared on 10th. August 2000, on the land owned by the Home family. The farm is in the prairie county of Orillia, Ontario. Garnet Home found the circles and immediately went back to fetch his son to show him. As they were driving back to the circles about 9am. they heard "what sounded like a loud wallop hit the truck." It sounded as though a branch had hit the side of the truck or the undercarriage; they even thought it could have been a gunshot. They were quite scared so drove home as quickly as possible. On getting home, they immediately examined the truck but could find no damage and no sign of any impact whatsoever.


Not only do strange sounds and presences present themselves but people also experience time slips or lapses, *déjà vu* and *jamaï vu* (2). It seems that some people are able to access other dimensions more easily than others. At the time it occurs, it seems totally natural and normal, maybe due to the fact that the person is now in the "now" and the "now" is not unreal in any way - just as when we are dreaming, the dream seems real at the time.

Margot Garcia kindly sent me this report: she had been one of a group of people visiting the wonderful Avebury Trusloe "Magnetic Field" (Fig. 4) in Wiltshire on the day it had appeared. "Having been in the formation for about ten minutes I 'saw' two people standing on either side of me (a man and a woman). I could see through them. They told me they lived there. I also saw the outline of a 'round house'. I thought no-one lived in that part, as it is all fields and the farm was 'new'."

I have had many wonderful reports from people telling me of time lapses and time warps occurring in and around Avebury. This is a sacred area, frequented by our ancestors since the dawn of civilisation. It is an area of healing and high spirituality. The Michael and Mary energy lines run through



(Fig. 4)



(Fig. 5)

Avebury, Windmill Hill and Silbury Hill, meeting and crossing. Avebury is female and Silbury Hill is male.

### We sat in the flattened circle

Two people visited this same formation and sat meditating in it for some time, enjoying every moment, drinking in the "energy". Afterwards, they visited the Barge Inn pub and related their experience, explaining how they had sat in the flattened centre for their meditation. "But there was no flattened centre!" replied the person to whom they were relating their story. The couple stuck adamantly to their version of events until they were shown a photograph of the formation...no centre! Could they have been sitting in the centre of one of the two smaller circles towards the perimeter? "Definitely not," they said. (Fig. 5).

### I nearly fell over backwards

Joy Austin from Pembrokeshire spent several days in Wiltshire visiting the many formations that had appeared in and around the area to the west of Marlborough, including the same "Magnetic Field" at Avebury Trusloe when fresh. She is very sensitive and picks up "energies" and unlike the above couple did not have such a pleasant experience.

"In the 'Bar Magnet' I nearly went flying backwards, only managing to save myself by grabbing big handfuls of wheat, as I did not want to ruin the pattern by falling back onto the ground. After this I slowly tottered out, leaning on a friend, back in one piece when outside the circle."

It is interesting to note that once outside the "energy" field on the formation, Joy recovered immediately. This also happens when people experience nausea (EMF - electromagnetic effects) inside the circles but recover instantly on removing themselves from the influence.

Joy also had a bad time in the Lockeridge "Blades".

"The first circle I went in was the three-bladed propeller, where the clockwise energy on the axle had a dire effect on my head - a choice of blow it clean off or blow it to bits. Couldn't think straight for discomfort, so said to pendulum, 'Take me to opposite polarity and please make it quick.' Retreat to tip of propeller blade, where I was head on knees for a while. Then out to lie in shade under car like a dog. I realised I couldn't stay in for long as the dowsers were doing, so was more careful with the other circle with centres, although I was OK on anticlockwise whizzers which drained off the excess energy."

Before giving a dowsing talk at Craig-y-Nos a few years ago, Joy made an exploratory visit and, driving up the Swansea Valley, ran into thick fog. She eventually found her way and came out into the bright sunlight of a beautiful summer's evening. As she was admiring the view, "...to my delight, the top terrace of the limestone escarpment was graced by a platoon of Celtic warriors with their shields glinting in the

sunset. I knew next day it would be brilliant - it was."

### Visual distortions

We know that "energy" lines are distortions in the mineral structure of the planet. Some are linear, some are sinusoidal (wavy) and others, spiral. Guy Underwood ("Patterns of the Past") tells us that spiral lines occur over water. The spiral "energy" is vertical, changing polarity every metre, forming a double-stranded helix. Beneath the surface of the Earth's crust there is almost as much activity as in the heavens. Things are constantly whirling around to a greater or lesser degree, scraping against and colliding with each other, just as the tectonic plates grow and slide over one another, creating natural electromagnetic fields and releasing pent-up gasses as they jostle - resulting periodically in earthquakes or volcanic activity.

The enormous pressure on rock crystals produces powerful local electrical fields, which can measure several thousand volts per metre. When this action occurs, "luminosities" may also result. Studies by Michael Persinger, a professor of psychology and neuroscience at Laurentian University in Sudbury, Ontario, lead him to believe that there is a connection between earthquakes, electromagnetic fields, unusual brain activity such as visual hallucinations, and paranormal events such as UFOs.

There is a wealth of evidence from different scientific disciplines showing that "energy" lines affect us in many diverse and bizarre ways; distortion of vision, leading to brief blackouts, are also recognised and recorded.

Notorious Traffic Accident black spots are almost invariably located on these "energy" lines. The survivors will often report that a local, familiar, straight road suddenly had a sharp right hand bend ahead, whilst others will report seeing a non-existent tree just before the accident happened. Clearly there would appear to be some visual distortion.

There is increasing scientific evidence allowing us to make a connection between mechanical failures and seismic activity. The records of car engines stalling and electrical devices failing are so numerous that the weight of substantiating data can no longer be ignored. Michael Persinger and others relate these events to "a common piezo-electric seismic discharge from a fault zone."


### Migraine Variant

There could also be another possible explanation for these visual distortions: Migraine Variants. This is a little known condition suffered by many people who do not suffer the headaches of normal people and therefore are unaware that they are sufferers. Much research is continuing but unfortunately many people, when asked why they did not visit their doctor with these symptoms said they felt they had not wanted to bother their doctor, or didn't want to be labelled as "strange". Unfortunately, as these symptoms are not readily recognisable, they might be diagnosed incorrectly. This condition is often triggered off by seeing straight lines. The Avebury Trusloe "Magnetic Field" formation displayed a series of straight lines!

Christopher Bean, who kindly sends me excellent and much-valued reports each year, is a classic example of this condition, yet was unaware of the fact.

Christopher also visited the Avebury Trusloe "Magnetic Field" and sent me this report:

His head felt like running water. "...the water sensation was more 'surreal' than 'sensational', in that my head felt as if it were running water. It's hard to explain but I felt I was all wavy



(Fig. 6)

(not dizzy) and at the same time the sound was within but sounded as if coming from outside. Similar to that crazy 'space dust' sweet I used to eat as a kid (horrid, sugary little granules that pop in your mouth), except that the noise - it wasn't cracking, it was more like running water."

Christopher also reported feeling that he was "in" a game and that his "forehead was smiling". He felt moved to meditate and "between 4.15 - 4.20pm. I had what fellow remote viewers and CSETI members would term 'override': an image of a bird/Aztec/Eldorado-style symbol presented itself in my mind very strongly. The images were very punchy at the time. They were two images but were combined into one.

"I am also aware that I frequently report that I feel a sort of myopia (4) in some formations (notably the West Woods 'Palm Tree' of '98, the Beckhampton 'Wheelchair' and the Milk Hill 'Rose Window' this year (2000). The reason for this effect seems to be due to the lay of the crop being so flat and the lines (of black shadow and yellow stalks) seem to have an almost hypnotic effect." Christopher has unwittingly described a perfect Migraine Variant.

#### Passion for chocolate

Christopher also mentioned that on two occasions he suffered a compulsive yen for chocolate, despite feeling slightly nauseous, once when in the Avebury Trusl oe formation and the other when visiting the beautiful South Field "Cathedral" formation. Many people suffer from this condition - the late Princess Diana included. We are told that whereas chocolate craving is often linked to eating disorders, there are other possible reasons. "The main active ingredient of chocolate is cocoa, a significant source of the stimulant theobromine, which is known as a mood elevator." In tests it has been shown that alcohol-loving rats, given the choice, will actually replace their alcohol intake in preference of chocolate. By doing this the rats increase their levels of dopamine, as chocolate appears to stimulate its production. "A study of rats shows that dopamine kick-starts a brain messenger chemical called DARPP-32, that in turn activates hormones that make females interested in sex, hence Valentine's Day chocolates.

"Researchers at the Neurosciences Institute in San Diego have also discovered that novel constituents in cocoa powder and chocolate are chemical cousins of anandamide, which binds to the same brain receptor sites as marijuana. This means that chocolate chemicals may activate receptors for marijuana and thus mimic its psychoactive effects of heightened sensations and euphoria." (5)

#### I cannot hear anything

As mentioned already, not all experiences are beneficial. Some are mildly unpleasant whereas some are more severely adverse.


Some are even contradictory.

Experienced researcher Shelly Keel sent me a report telling me that when visiting the Grafton Down formation (Fig. 6) she experienced shortness of breath and also the strange metallic taste that I have written about before and which I have experienced myself on occasions.


Shelly also reported that after leaving the formation, "I feel as though I am on a high. I suffer from tinnitus in my right ear and have done since an experience at Operation Blackbird in 1990 but since I have been in the circle today the tinnitus has got so loud I have a job to hear noise from my right ear."

Japanese author and crop circle researcher Maseo Maki took a group of his fellow countrymen into the Beckhampton "Knot" (Fig. 7) in the summer of 1999. Later that evening, having returned to their hotel in Marlborough, several of them suffered from severe nosebleeds. Epistaxis (nosebleed) (6) is normally due to: (a) trauma, (b) infection, (c) allergy, (d) malignant growths, (e) bleeding disorders. It is my understanding that none of these sufferers were prone to nosebleeds and, indeed, did not suffer any further reoccurrence of the problem during the remainder of their tour. CCCS Branch Co-ordinator Carol Pedersen visited the formation located at Whiskey Hill Road, near Hubbard, Oregon with Keith Ardinger and made a close examination of the laid crop. She sent this excellent report: "When I first went in, I walked along the outer pathway and entered each circle as I came to it. Along the way I felt dizzy several times. When we started to measure I began feeling a little sick but stuck with it. we started across one circle and reached the intersection of the northernmost circle with its outer pathway and I told Keith I wasn't feeling so good and he told me to sit down for a while. I kept on and then started blacking out and really feeling sick. I knew if I stayed longer I would pass out completely and Keith would be left with a body there, not knowing how long I would be out. So I told him I would have to leave the circle without completing the measuring and immediately (dizzily) picked up my bag and walked along the outer path, out towards the weed field and the van.

"Some of the wheat stalks in my bag fell out along the way because I was not paying attention in my need to get out quickly. I had an imperative need to get out of there. This is all very peculiar because I am very thorough and *never* give up my work until I am done - and yet this time I just felt compelled to get out, and fast. When I got to the van I put my head down on the hood and rested. What an experience! I do not attribute this experience to the heat of the day; it was only 85 high that day and it was about 5.30 anyway at that time. I am used to working in the heat. Keith and I spent about 8 hours in 100 degree heat in Eltopia researching that formation and I had just come back last week from Boise, Idaho, where I walked around a Basque Festival for three days in about 100 degrees heat. So I attribute this experience to residual energy of the formation and that it affected me adversely. As for Keith, he



(Fig. 7)



(Fig. 8)

started the day with a back problem and while in the circles he told me his back was now considerably better."

### Contradictory effects

Many people ask me why one person will experience a

beneficial reaction, yet another person in exactly the same formation and maybe even on exactly the same spot reports adverse effects. It seems to me that as our metabolisms vary considerably so will our physiological and psychological responses differ from person to person. Over the years I have noticed that certain formations are almost universally beneficial and few give largely adverse effects, whereas the majority produce mixed reactions. This is a good moment to repeat my advice to people that they should leave a formation if they do not feel well; that they should not go into a formation if (a) they are pregnant or thinking of becoming pregnant or (b) they have a health device run on a battery, such as a heart pacemaker.

A good example of these varying effects came from visitors to the "Pentacle" at Bishops Cannings in Wiltshire (Fig. 8). In July 1997 I was one of the first people to visit this beautiful formation and suffered dire effects (7). Yet other people felt extremely well, as did American Stace Tussel, who was in England with a group brought over by Ron Russell:

"My favourite circle was the formation at Bishops Cannings, the gorgeous star. I was experiencing an irritable appendix or possibly ovary pains and felt lousy, and a doctor on Ron's tour even suggested that I might go to the hospital for a check up. However, we went to the Bishops Cannings 'star' instead. As I traipsed up the path to the circle I felt horribly drained and flu-like. But on entering the formation I felt ecstatic and as healthy as I have ever been. I dowsed and photographed and looked at the beautiful standing stalks and at a small corollary swirl which, upon closer inspection, was framing a small snail shell embedded in the earth directly in the swirl's centre. I felt wonderful - not a bit of pain, no discomfort - just pleasure. After about an hour everyone left for the van, since we were heading for Stonehenge. I was the last one out and found it hard to leave. Walking back to the car, I felt the energy draining. by the time i got to the van I felt I was going to pass out. On our way to Stonehenge I cried due to my discomfort - I felt like I had a horrible case of the flu. At Stonehenge my symptoms slowly subsided and didn't come back after that."

Another instance where there were conflicting effects was reported by Paul Anderson. These occurred in the Lineville formation in Canada. Kevin and Trina Blitz were in the formation for around two hours in total.

Trina suffers from a painful condition called "fibromyalgia syndrome" (FMS) that often causes fatigue. Several days after being inside the formation she reported that she "has had much increased energy and needed very little sleep compared to the 12 hours that is common and that she has been almost pain-free and in very good spirits.

"Kevin, who has suffered fro years with a very painful neck injury has noticed some relief of his pain."

Kevin's sister-in-law had a severe migraine when she arrived at the Beitz's house, but it disappeared after entering


the formation. In addition, one of Kevin's and Trina's nephews, who suffers from asthma, was having a mild attack at the house; it subsided after being in the formation.

However, on the other hand, their niece reported feeling sick after visiting the formation.

I am going to end with a healing report sent to me by American author Barbara Lamb, who is a regular visitor to the crop circles, spending several weeks in England each year. Whilst in the elegant Uffington "Thought Bubble" (Fig. 9), she "tuned in" to the "energies" and asked how she could heal the blood clot in her leg. It was suggested that she select her favourite spot in the formation, lie down, close her eyes and ask her guides and spirits to help her. It was also suggested that she should picture herself surrounded by a warm cocoon of light, and bask in that cocoon while mentally declaring that "I truly want and am ready to receive healing now." She was told that "the energy of the crop circle and the help from above would give me healing.

"I did follow these suggestions and it was a lovely experience. Approximately two weeks later, back in California, a Doppler Ultrasound Vein Test showed that my blood clot was completely clear. I believe that the special energy of that crop circle and the higher beings helped to bring about the healing."

I am extremely grateful to everyone who has taken the trouble to complete and return questionnaires. They may seem long and difficult to complete, with questions that may not appear immediately relevant, but my research is based on these



(Fig. 9)

reports and without your wonderful help we would not be making such good and encouraging progress. As always, your information is confidential unless you give me permission otherwise.

I am also grateful to the scientific community for their help, in particular Jim Lyons, Ann Silk, Isabel Maxwell-Cade, Peter Staples, Anne Smithells, Keith Wakelam and Roger Taylor.

### References

1. Pringle, Lucy. "The Human Effect Report", pp. 10-12, "SC" Issue 58, November 1996.
2. Pringle Lucy. "Dreams, Disappearances and Magic Carpets", pp. 10-11, "The Circular" Issue 38, Summer 2000.
3. Blackmore, Susan. "Alien Abduction - The Inside Story", p. 29, "New Scientist", November 1994.
4. Pringle, Lucy. p.10, "The Circular" Issue 38, Summer 2000.
5. Holford, Patrick. p.5, "100% Health" Issue 3.
6. Tortola, G. "Homeopathic Imbalances in 'Principles of Anatomy and Physiology'", p.748, Biological Sciences Textbooks (USA) 8th. edition.
7. Pringle, Lucy. "To Russia With Bottles", p.37, "The Circular" Issue 30, Autumn 1997

# CROP FORMATIONS AND THE EARTH'S MAGNETISM

A contribution to the current debate on the role of the Earth's magnetic field in the creation of crop formations by *Peter Whitaker*.

## Basic facts about electricity and magnetism

(1) Magnetic *fields* usually exist between magnetic *poles*. These poles come in pairs which, by convention, are called the *north pole* and the *south pole*. For example, a bar magnet has the poles at its ends and the magnetic field "flows" between the ends (many of you will remember the experiment at school with a bar magnet under a sheet of paper with iron filings on top which show the lines of the magnetic field). If there are two sets of poles produced by, say, two bar magnets, then the poles and their associated fields will either attract each other or repel each other according to whether they are the same or opposite. That is, two north (or two south) poles will repel each other whilst two unequal poles (a north and a south) will attract each other. This repulsion or attraction is an actual force.

(2) A compass needle is a bar magnet and hence has north and south poles. Because it is on a pivot and is free to rotate, its north pole is attracted to the magnetic pole at the north of the Earth and similarly for its south pole. Clearly, either the pole at the Earth's north pole is in fact a south magnetic pole, or the north pole on the compass needle is in fact a south magnetic pole. The respective names are a convention and the dilemma is usually resolved by referring to the pole on the compass needle as "north seeking"!

(3) The Earth's magnetic field is weak. It only manages to influence a compass needle because the needle is quite strongly magnetised and is well balanced and pivoted on a very low-friction bearing - usually jewelled.

(4) Magnetism and electric currents are related and so the following occurs:

(a) An electric current flowing in a *conductor* has associated with it a magnetic field and this conductor will have a force acting on it if a magnetic field is present. This is the basis of the electric motor.


(b) However, for a current to flow in a conductor there must be a *potential difference* (a voltage) between the ends of the conductor.

(c) Alternatively, a current can be *induced* in a conductor if it is in a *changing* magnetic field. Clearly, the conductor must form a closed circuit for the current to flow around it. The strength of the current (and its associated field) depends on the magnetic field it is in and the speed of change (the rate of change) of this field. This is the principle of the generator or dynamo.

(d) Because the induced current has a magnetic field associated with it there will be a force between the conductor carrying this current and the *inducing field*. This is why it requires power to rotate the shaft of the generator.

## Application of the above to crop stalks

(5) As far as I am aware, the stalks of crops are not magnetic.



If they are, the magnetism must be very slight. In this case the force that will act on them by the Earth's weak magnetic field must be extremely small, if it exists at all (certainly not enough to bend them).

(6) If we are to propose that the crop stalks are not inherently magnetic but have a magnetic field due to an electric current flowing in them (4a & 4b above) then there are two problems. Firstly, where is the potential difference between the ends of the stalk - one up in the air and the other down in the ground? And secondly, crop stalks are not good conductors of electricity so it would be very difficult to establish enough current to obtain a magnetic field of any consequence to interact with the Earth's weak magnetic field.

(7) In order to induce a current (4c above) in a crop stalk a closed circuit would have to exist; that is, the top and bottom of the stalks would have to be connected electrically. In addition, the local magnetic field would have to change at a very high rate to drive a significant current through the poorly conducting stalk. Even if all these unlikely conditions could be met we must remember that the magnetic field of the induced current is only going to be interacting with the Earth's weak magnetic field.

(8) None of the above gives one any confidence that sufficient force to bend a stalk could be produced by the use of the natural magnetic field of the Earth. If any of these processes could bend a crop stalk, why are they not bending all stalks all of the time and not just in a particular place at a particular time?

(9) The Earth's magnetic field at any given point on the Earth's surface only operates in one direction so it seems that it would be impossible for forces to be produced in the various directions required to produce a typical crop formation even if the Earth's field was capable of producing the force necessary to bend the stalks, which I believe it is not.

The above only relates to the suggestions made recently that crop formations are created by changes in the Earth's magnetic field. It does not relate to the anomalous behaviour, reported by many people, of electrical and electronic devices (such as watches, cameras and calculators) in crop formations. If this behaviour was caused by the Earth's magnetic field it would take place all the time, even away from the crop formation. In my view, this anomalous behaviour is more likely to be caused by some residual, or ongoing, presence of the force that originally created the formation.




# SPIRALS

Nick Kollerstrom analyses the spiral properties of some significant formations.



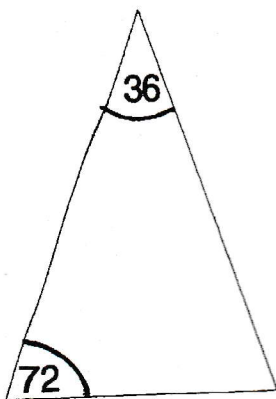
I - DNA

17/6/96, Alton Barnes, Wiltshire. The superb "double helix" formation of 1996 had quite a 3-D appearance in its use of perspective. Mathematically, it comprised a sine plus a cosine waveform, each going through two cycles. There was a phase difference between them of  $90^\circ$ .



DNA rotates as a twisted ladder by one-tenth per step, or ten "rungs" for a complete rotation. As we have ten fingers, so the Molecule of Life revolves in ten steps, an angle subtly connected to the Golden Ratio. An isosceles triangle whose top angle is one-tenth of a circle mysteriously has its sides in the Golden Ratio. The "DNA" formation reminds us of these special properties. Its structure wove through ten circles in a row.

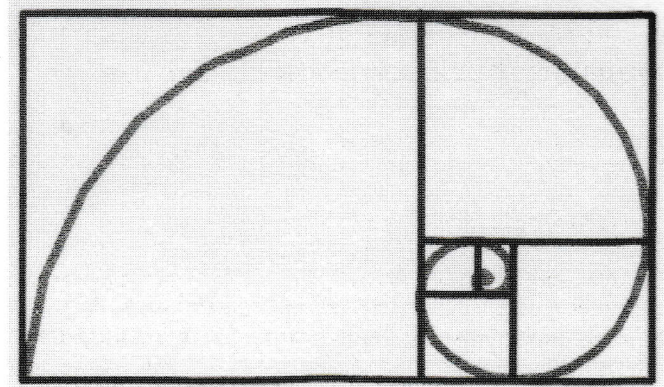
## 'GOLDEN' TRIANGLE



Thus, the difference in smell between oranges and lemons is due to the same molecule, but in left- and right-handed forms. Asymmetry is built into life. All human DNA

By its 3-D appearance, the "DNA" formation shows a left-handed or anticlockwise twist. You may wish to get out a corkscrew and look at it! All human DNA is right-handed - i.e. it turns clockwise. The 3-D looking formation on the ground in 1996 depicted a *mirror reflection* of our DNA structure. Clearly, this is something to reflect upon...

Chemists have come to appreciate how important left- and right-handedness is for molecules in living

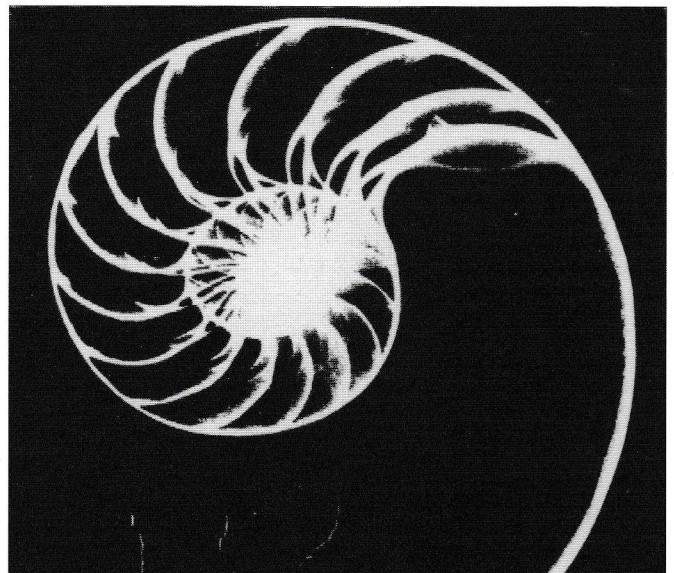



must twist on the same direction for reproduction to be feasible. One could imagine a world where it was the other way round.

## II - Triple Spiral

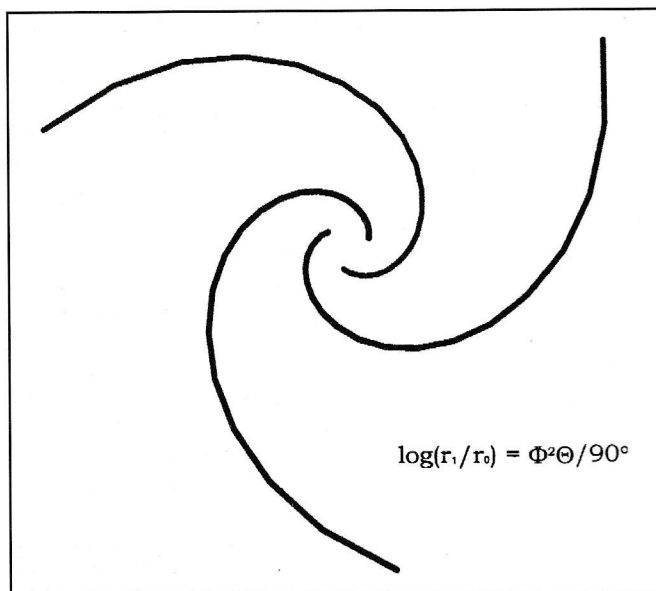
27/7/96, Windmill Hill, Wiltshire. What are called *geometric* spirals appear in living things like sea-shells and sunflowers. They contain an infinity within, as the spiral goes on forever, never quite reaching its centre. They are the only shapes which never change, however much they are enlarged or shrunk. Let's start off with the golden ratio spiral, which contracts (or expands) by a fixed *ratio* for a given turn at the centre: it increases by Phi the Golden Ratio (61%) per  $90^\circ$ . One can make these spirals (readers may dimly recall) using Fibonacci number sequences. The sea-shell of the Nautilus is a well-known example of this curve. The curve is also known as a "logarithmic" spiral because one needs logarithms to construct it.

Checking out the Windmill Hill spiral of 1996, I found that over the main bulk of the formation the three arms were genuine spirals. Mathematically speaking, a geometrical spiral has its tangent making a constant angle to the radius vector - i.e. the line coming from the centre. If one joins up any part of the spiral by a line drawn to the centre, the angle it makes with that line mustn't change. That is why the geometric spiral is the only shape that remains the same regardless of size:





however much you magnify it, it still looks just the same!  
The Windmill Hill spiral had its three arms expanding



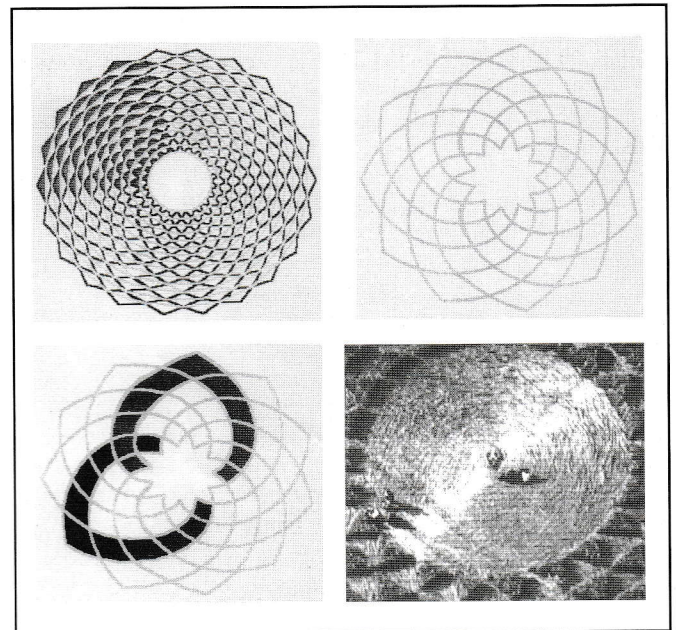
according to the *square of the Golden Ratio* per 90 degree turn (that is, 161%, as Phi squared = Phi + 1). This glorious triple spiral thus has a connection to the Golden Ratio. It wasn't a "Julia set" (as widely called) but a triple spiral. By contrast, a spiral-like "Julia fractal" as had appeared next to Stonehenge two weeks earlier had a central line through it which did not maintain anything like an equal angle to its radius-vector - i.e. it wasn't a spiral, mathematically speaking.

### III - Spiral Mandala

13/8/00, Woodborough Hill, Wiltshire. 2000 was the first year in which 11-fold cereal geometry appeared, just as 9-fold geometry first appeared the previous year. We could view this as related to the big sunspot maximum of that year, peak of the 11-year cycle. The solar magnetic field reverses every eleven years, making a complete cycle in twenty-two years. This the heart-beat of our solar system.

To make this formation one divides a circle into *forty-four* equal sectors - that is 8° 11' at a time. These divisions expand out through fourteen concentric circles, or fifteen, including an outer one. Each concentric ring has twenty-two triangles, so that the 44-fold division is required to find the apex of each triangle. The rings were all equally spaced, so that all triangles

had the same height. The triangles round the innermost ring are equilateral, then they grow more flattened as one moves outwards.



There are two types of spiral - logarithmic and Archimedes, and we've already looked at the first kind. The one expands by an equal ratio per angle at the centre, while the other expands by an equal *amount* per angle at the centre. It's this second kind that now concerns us. If  $\Theta$  is the angle at the centre and  $r$  is the distance from the centre, then an "Archimedes spiral" has  $r$  increase by an equal amount per equal-angle turned at the centre. The equation making these spirals was

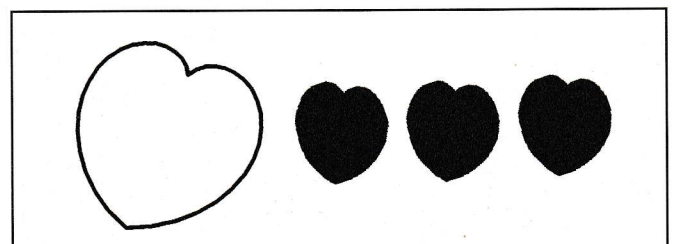
$$r = \pi\Theta/22, \quad \text{where } 4 < r < 19.$$

- a lot simpler than that for a geometric spiral!

We start by putting the radius equal to four units, then rotate one forty-fourth of a circle (half a triangle width) for each unit increase of radius. Let's be clear that these Archimedes spirals don't use ratio - they are purely arithmetic.

Constructing the Archimedes spirals in this way, going out to the periphery and then returning, then going out again, without removing the pen from the paper, so to speak, we find that an 11-fold structure results. Somehow, one gets a rather sacred feel about it. You or I wouldn't quite think up such a design. The complete mandala comprised two of these, one rotated by one twenty-second of a circle with respect to the other.

Finally, we take just one pair of these spirals and extrapolate them back to the centre. The geometry of the heart is revealed. What can one say? There is a kind of perfection in these works of the Circlemakers. This mandala appears as having been woven of twenty-two "hearts".



---

# STAR TREK EXHIBITION ADVERT

Chairman of the Centre for Crop Circle Studies, *Carol Cochrane*, considers the lessons to be learned from a commissioned, man-made formation.

THIS INTERESTING PATTERN in the crop is most definitely not the genuine article, but is a genuine advert. Honestly conceived and executed by Steve Harris from PR and Marketing company *Mission 21*, under commission from the Science Museum in London. Steve, who holds a Masters degree in mathematics, and colleague Richard began the construction process on the evening of Sunday, 20th. August 2000 in farmer James Hussy's wheat field at Wroughton in Wiltshire. Neither Steve nor Richard had had any prior experience of this type of activity. They had no interest in seeking assistance from any known or self-proclaimed crop circle maker!

The 400' x 460' formation, with the arrow pointing towards London, was constructed using metal stakes, up to 2mls. of rope in various lengths (100' maximum for maintaining tautness), a pedometer (little used) and a garden roller, making full use of the tramlines for guidance. Laser surveying equipment was consigned to the boot of the car as Steve, in situ, favoured the horizon as a sight line. All of their construction lines are visible in the picture, including the trail made inside the @ sign while measuring out the circle.

Working from 6.30am. till 8pm. on Monday 21st., Tuesday 22nd. and Wednesday 23rd. August, both men clocked up approximately 80 combined man-hours in construction time. They were also joined on the Wednesday by a local fireman named Brian, who volunteered his services on his day off after seeing the guys hard at work and struggling to get the task completed on time. Brian, I am told, also had no prior experience of crop stomping but was interested in helping out with the *Mission 21* project. Probably a Trekkie! he also worked a thirteen and a half hour day. Add that to Steve and Richard's 80 hours, plus 5/6 combined hours from the Sunday evening and we are looking at nearly 100 man-hours' construction time


in total. In maximum daylight.

When I interviewed Steve recently he described the project as "one of the hardest tasks I have ever performed. It was a brain-taxing challenge...we were struggling to create straight lines and right angles. There is no way anyone will convince me that these highly complex crop circles are easy to make or can be done overnight and in darkness. I believe that anyone with a degree or two in maths could work out complicated patterns but attempting to construct them in a field on this scale is another matter. This Star Trek construction was simple and angular but took days to complete...and the crop inside was a mess...all of it broken, totally wrecked."

Although no researcher, to my knowledge, carried out any kind of survey on this "formation", it is patently obvious from even a cursory glance that the overall look and feel bear no resemblance whatsoever to what we consider to be examples of the genuine phenomenon - notwithstanding the fact that it is an obvious advertisement. However, I believe the *Mission 21* project, purely from the logistics of construction, gives us a great deal of insight into the actual mechanics/time involved in the production of a relatively straightforward design at large scale, and that this information is important and needs to be considered in the context of circle-making claims.

Overall, the intrepid PR men rose admirably to their challenge. I am personally impressed with their resolve and achievement. However messy on the ground, in the context in which it was conceived, it certainly works from the air.

*Mission 21* is based at 8-9 Chester Close, London SW1X 7BE. ([Mission21@Mission-21.com](mailto:Mission21@Mission-21.com)). For all you Trekkies out there - the Star Trek: Federation Science exhibition is currently on at the Science Museum in London and runs until April.



---

# THE SOCIETY OF LEY HUNTERS

An introduction to the newly-formed society and its ethos, by *Ray Cox* and *Martin Newman*.

JOHN MICHELL WAS presented with an honorary life membership of the Society of Ley Hunters at its inaugural meeting and conference, held in Stroud in November. John Michell, the founding editor of *The Cereologist*, is, of course, widely known as a leading doyen and veteran of the Earth Mysteries school and author of such seminal works as *The Flying Saucer Vision* and *The View Over Atlantis* (later revised and published as *The New View Over Atlantis*) in the 1960s - an era which sparked many people's interest in paranormal and earth mysteries phenomena, including leys, which were at that time beginning to be considered as some kind of subtle energy flowing around the world.

The Society of Ley Hunters (chairman, Danny Sullivan) was set up following the demise of the prestigious journal *The Ley Hunter*, of which Danny Sullivan was its last editor. One of its aims is "to put ley lines and ley hunters back on the map and above all to encourage a renewal of ley hunting as a popular, exciting, instinctive and entertaining outdoor activity". (Lionel Stanbrook, secretary.) In recent years there has been considerable confusion and dissent in the Earth Mysteries field about the possible meanings and interpretations of ley lines (or leys), amongst them being the consideration of whether or not energies are involved, or if merely lines linking ancient sites and certain landmarks are sufficient for whatever reason (a consideration of which cannot be entered into here). Certainly, the lines separating the Earth Mysteries school of thought from the mainstream archaeologists and historians etc. are still firm, even though there has been some meeting of minds in recent years amongst the general opacity.

The link with our subject of crop circles is also a spurious one, as we are dealing with the problem of two mysteries together. Some crop circle researchers see some circles appearing on nodal points of leys and thus make a connection from the point of view of some kind of subtle earth energy.

Another important endeavour of SOL will be to assist in plans for the restoration and proper cataloguing and conservation of the materials of Alfred Watkins and the Straight Track Club, such a valuable resource having been stored for many years in three unwieldy cardboard boxes in the basement of Hereford City Library. The collection provides unique insights into the way people react to their landscape (and to each other) at a particular time and are valuable beyond the merely antiquarian interest. Indeed, it is revealing how some

modern ideas about leys were discussed among the members in the early days.

The book *The Old Straight Track* by Alfred Watkins, first published in 1925, remains for many the one important source for the study of these ancient straight tracks - a fascinating system which was old when the Romans came to this land. First in the Herefordshire countryside and later throughout Britain, Watkins, employed as an outrider or brewer's representative, a position which through travelling brought him an intimate knowledge of the local countryside, customs and legends, noticed that beacon hills, mounds, earthworks, moats, old churches built on pagan sites etc. etc. seemed to fall into straight lines. His investigations convinced him that the country was covered with a vast network of straight tracks, and aligned with either the sun or the path of a star.

But Watkins' revelation came when he was sixty-five: while riding across the hills near Bredwardine, Herefordshire, he perceived the existence of the ley system in a single flash. When his theory was published at first in *Early British Trackways* in 1922 and then in *The Old Straight Track*, it caused violent controversy in archaeological circles. Watkins invited his readers to prove the ley system for themselves with map and ruler and with investigation in the field. Alfred Watkins was also an enthusiastic photographer and the inventor of apparatus including the pinhole camera and the Watkins exposure meter, which he manufactured through his own company in Hereford. But his visionary nature was to be prophetic.

Today, it must be said, leys remain essentially a mystery. That is the appeal of the subject - as with crop circles and other subjects we study on the realms we might term the "borderland".

Mystery and wonder have always been at the heart of John Michell's vision. His work over the years has ranged from investigating leys and sacred sites to unravelling the mysteries of ancient civilisations and their skills in cosmology and sacred geometry. For his talk at the conference session of SOL in the afternoon, he was asked to give his thoughts and reflections of the ley lines scene over the years. In idyllic fashion he ranged over the scene of the ley line milieu from the years from Watkins and the Straight Track Club, through the times of such as the 1970s with the fascinating dissemination of the concept of ley culture through such books as Francis Hitching's *Earth Magic* and Paul Screetons's *Quicksilver Heritage*. These and others, together with John Michell's own books, engendered a new understanding of how ancient societies may have possessed skills and wisdom; how both leys and megaliths provide a challenging reassessment of the quality of prehistoric life. Whether or not the Neolithic peoples possessed a "golden age" of civilisation, the remains of which partly are indicated in the ley system, we will continue to be influenced and inspired by such secret power - an ever-increasing necessity in the present age.

Another, now more anachronistic, connection was that proposed in the 1960s by such as Tony Wedd, who suggested that UFOs follow leys. It was Wedd who first promoted a link between prehistoric sites and extraterrestrial visitors. Following this, a new breed of ley hunters was introduced to prehistoric alignments and they started to seek connections between ley points and UFO-sightings places. As the Straight Track Club had been wound up, some of these keen ufologists formed a Ley Hunters' Club, in 1962. In 1965 the first issue of



Hackpen Hill, Wilts. *Lucy Pringle*

The *Ley Hunter* journal was published, edited by Philip Heselton. The Ley Hunters' Club was short-lived, but *The Ley Hunter* survived and prospered, under Paul Screeton and then later from 1976 for a long period under Paul Devereux.

The history of study and thought about leys has shown a waxing and waning of interest over the decades. In the 1960s when "New Age" thinking and activity was ripe (when a generation thought that the Age of Aquarius was born), the ley consciousness became popular. Subsequently it waned, but there has been something of a renaissance, notwithstanding the recent ideas of lines both here and in other parts of the world as more "spirit paths" and "funeral roads" than lines of earth energy. The essence and popularity of leys owes much, however, to the writings of John Michell, as a respected scholar of ancient wisdom. Support, almost by default as far as the perceived change to mainstream archaeological wisdom is concerned, has come from such as Prof. Alexander Thom and Sir Norman Lockyer, in respect of their findings regarding stone circles and their alignments etc.

If the thought of archaeological heresy is removed, there is room for wonder. And Romanticism combats the alienation of people, which modern society brings in its wake in towns and cities. The presence of the past is an important perception. A quotation from the naturalist W. H. Hudson (from the book *Hampshire Days*) serves also as Alfred Watkins' introduction to his own book: "We sometimes feel a kinship with and are strangely drawn to, the dead, the long, long dead, the men who knew not life in towns, and felt no strangeness in sun and wind and rain. In such a mood on that evening I went to one of those lonely barrows."

The Society of Ley Hunters: P.O. Box 1634, Hassocks BN6 7BZ (clement@pavilion.co.uk) (www.leyhunter.com)

Ray Cox

RAY COX RANG me with the news that the first meeting of the Society of Ley Hunters was to be held in Stroud on 18th. November and as I do a little dowsing myself I was interested enough to go and visit for the day. The meeting was to be held in the Old Town Hall, which is almost in the centre of the town, with car parks close to the building in every direction and shops and things all around. The day was a little dull, but in Stroud the sun came out while I went walking about looking for the Town Hall. It was very nice to spend some time there and the local people I met were all very friendly. The Town Hall building was very old and imposing to look at. Inside, oak beams ran this way and that and the ceilings were so high you could just make out the arches, they were so high up. I don't think you could have found a better place for the meeting if you had tried for months: the building matched the subject of leys so well. The atmosphere was just right; I expected at any moment a ghost to appear during the meeting.

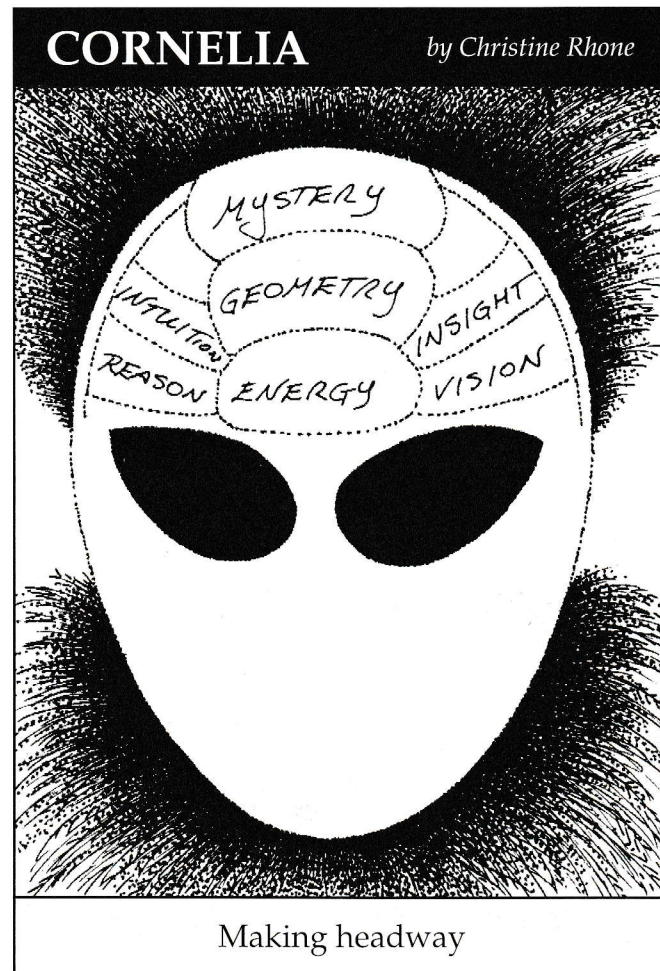
Many people may remember the old *Ley Hunter* magazine and the group from some time ago. I think this new group does follow a little the approach of the "Alfred Watkins Old Straight Track" theme and its hundred or so members could be some of the original people even. We had about twenty to thirty people in the building for this first meeting and very enjoyable it was too. Not being a member yet, I knew only Ray and his wife. During the day many members got up and told us of their work and the things they do. It showed a very wide approach to ley lines and the different viewpoints on the subject each member has. I found something of interest with each new talk given. Some people showed their slides and the day passed much too quickly. I could have spent more time with these good people.

One gentleman took us on a journey around Wales, explaining all the ancient sites to be found and the walks to cover. His slides showed ancient stone circles and the like. He had me eating out of his hand all the time he was on the floor. Another interesting talk was on the linked leys between ancient sites across the country, which stretch for miles in every direction. This man had done hours of work, plotting these earth forces from site to site. Many people talked about their work and approach to the natural leys of the country, along the lines of the great Alfred Watkins and the society is making every effort to examine and record his work in Hereford Library, before it is lost.

The new chairman, Danny Sullivan, gave a cracking talk with slides on the death paths across the countryside. I have never worked with these but I shall look at some when I get the chance now. I have already got my copy of *The Old Straight Track* out again and read some of it. My own approach is not exactly along these lines but I find the subject fascinating and talking with these people has opened my eyes to new things.

The last person to speak was John Michell, who many of you will know as a great man and past chairman of the old Ley Hunters' Club. He gave a lecture on past experiences of the subject. A nice touch was that the new group gave John an honorary membership for life and I could see he was very touched by this. It brought the meeting to a close on a high, that's for sure. I shall make every effort to visit another of these meetings of ley hunters. I enjoyed every minute and would recommend to others of a like mind to come along. For those on the Internet, or who use the local library computer, surf the web site for details.

Martin Newman

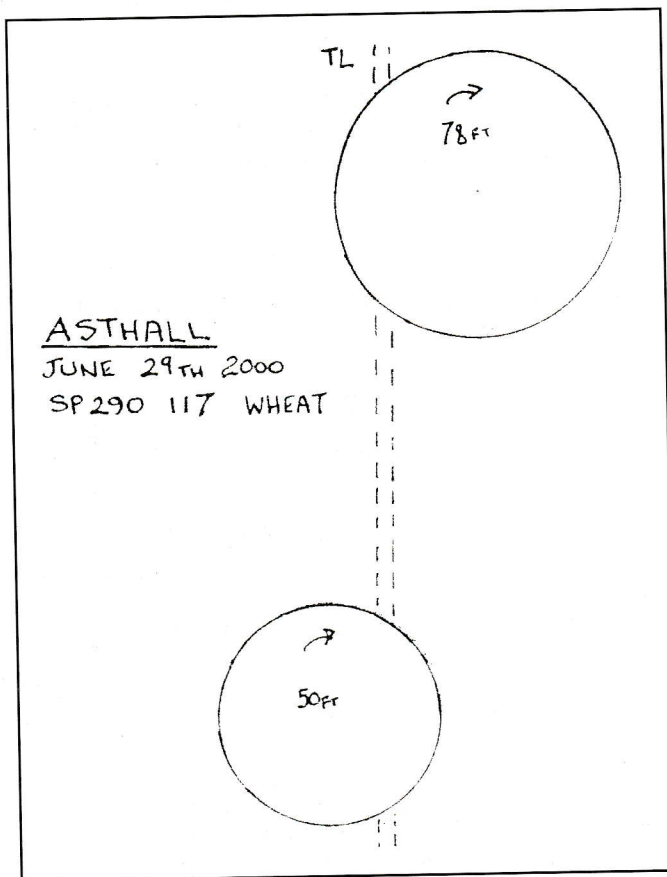


# OXFORDSHIRE FORMATIONS 2000

A report on the Oxfordshire formations of last year by *Geoff Ambler*.

DETAILS OF FORMATIONS in Oxfordshire 2000 are set out below. In future years reports will be issued annually and included in Contact International's magazine *Awareness*. In a very busy year such as 1999, more than one report will be produced if the season starts early.

ASTHALL June 29th: Two simple circles arrived in a field of green wheat on a steep slope next to the road leading to Asthall Leigh - diameters 78ft. and 50ft. CW with a separation of 120ft. One tramline passed through both. The smaller circle had a neat spiralled lay. These were about a mile from the dumbbell formation of 1999 on the other side of the village and could be seen from the A40, in clear conditions, near the Minster Lovell roundabout. (SP 290117)

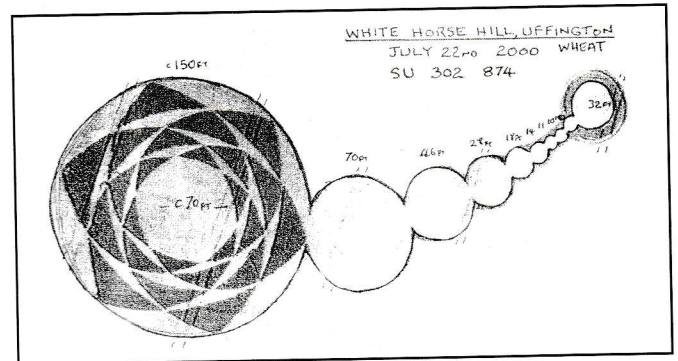


White Horse Hill, UFFINGTON July 22nd: A major event of "Wiltshire quality" - this "thought-bubble" type formation appeared on the north side of the White Horse below Dragon Hill and was the fourth event in this area within ten years, but by far the most impressive. (Previous formation was in 1997, a dubious "smiley face" slightly to the west.) Crop was wheat, about a month from harvest and situated on level ground.

The design was a large floral type head of approximate diameter 150ft., and eight diminishing sized circles and one larger tail circle surrounded by a thin ring. All circles were just touching. Approximate diameters were 70ft., 46ft., 28ft., 18ft., 14ft., 11ft., 10ft. and 32ft. The circles were on a curving axis over four - five tramlines width. The full straightened length is estimated at 350 - 400ft. (A more detailed survey was not achieved as the farmer latterly barbed-wired the field

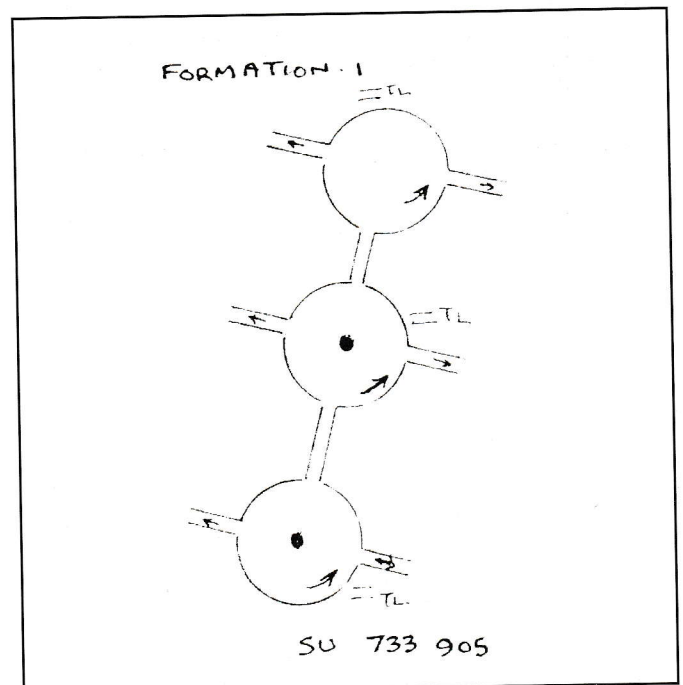
entrance due to the large numbers of visitors.)

This formation was well photographed and reported in Oxford local papers and even included in the *Daily Mail* gallery of the "Top of the Crops" at the end of the season. The usual debunking resulted, but on the plus side the landlady of the local pub reported record business! (SU 302874)



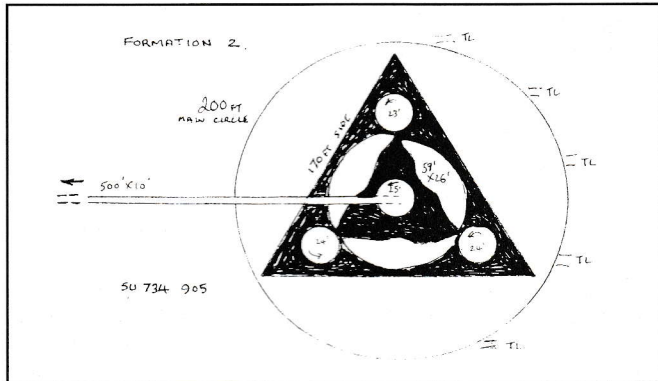
PISHILL near Stonor Park, Oxford/Bucks. c. August 5th: A remarkable discovery of three formations in one field, originally spotted by one of our contact pilots, Liz, and overflowed on August 7th. The field was nearly a mile from the nearest built-up road (B480) and had to be approached on foot from the Oxfordshire Way path. It certainly would never have been found without aerial observation. The crop was wheat and still green in places, in spite of the date of around mid-August.

Formation 1: Nearest the access path comprising the Oxon/Bucks. border - this was a double dumbbell of three approx. 30ft. circles with 10ft. x 3ft. and 16ft. x 3ft. linking paths. Two of the circles had raised centres. All circles had two 12ft. x 12ft. spurs emanating at right angles to the main axis. The formation was at 45° to the tramlines. (SU 733905)



**Formation 2:** A very large 200ft. diameter circle positioned in the centre of the field with a raised equilateral triangle of 170ft. sides within. Smaller features were flattened inside the triangle, consisting of four smaller circles 23-25ft. diameter and interspersed with three "humped" crescents about 60ft. long. Very complex flows in the flattened wheat were observed. A 10ft. wide straight path led directly from the very centre of the formation to the edge of the field, a distance of 500ft. This had the appearance of being flattened by a roller, but energy was detected all along the length. A few feet further down the field a similar straight path ran from the track into the field but did not reach the circle. (A mistake?)

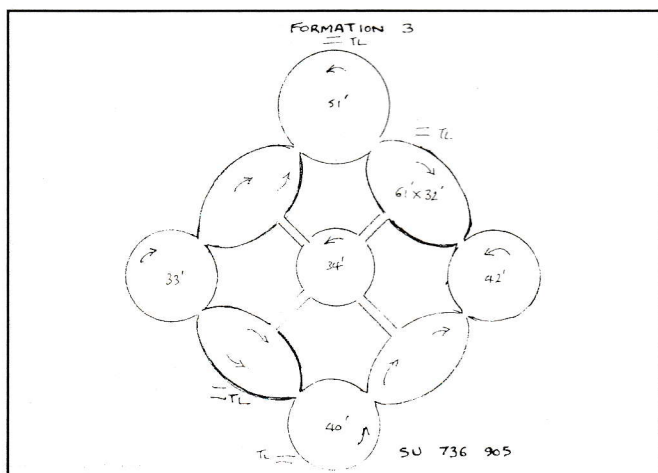
Seed heads in parts of the design appeared to have been sprayed with turquoise paint in the centre of the formation - both standing and flattened. This was assumed to be vandalism. (SU 734905)



**Formation 3:** Positioned in a dip on the far side of the field, this was an unusual interlocking array of four circles and four ovals surrounding a small central circle, making a linked square. The circles were 33-51ft. diameter and the ovals approx. 60ft. x 30ft. The central circle appeared to be joined by paths to the ovals, although these may have been trampled. It was unclear at which angle to view the formation, but one of the outer four circles was about 10ft. wider than the rest, so if this one is considered the top, we get a diamond shape.

Again, some of the ears were found to be sprayed with a muddy brown coloured paint and ash was found in the centre of the formation, indicating human activity, but bearing in mind all the circles in this field indicated energy was present and the total isolation of the spot, there would be plenty of time to indulge in illicit activities after the events had occurred. (SU 736905)

**Note:** All the formations appeared equally aged but it cannot be established if they appeared on the same night.



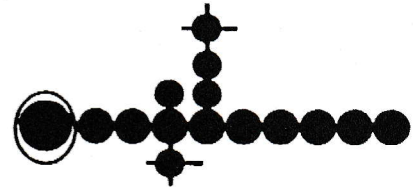
# LETTERS

A chemical clue?  
from Kenneth J. Ewing

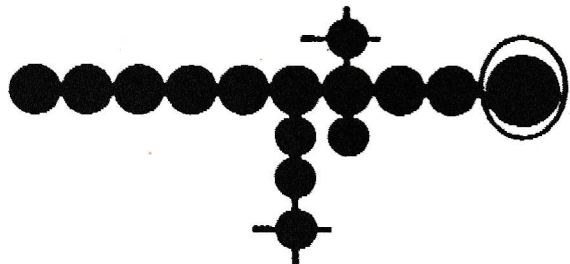
A colleague of mine is preparing an exhibit of computer art based on Julia and Mandelbrot sets and possibly other mathematical equations as part of a computer business weekend at our Senior Centre.

I searched through your publications on crop circle designs and in addition to designs for him, I found the following:

5th. July 1997 Overall length 243'.  
Hooghalen,  
Drente  
Holland  
Rye



As I am a chemist, this reminds me of a compound that is combustible, liquid at room temperature, with a high boiling point. Whatever X might be chemically, the remainder reminds me of:



called 6propyl 7dimethyl nonane. ● would turn it into an alcohol, acid or a multitude of other things, depending on definition.

I am sure someone else must have noticed this.

A thank you letter  
from Brian Riley

I would like to start by saying well done to John Sayer for doing a good job with *The Cereologist* and by saying thanks to the people involved in taking aerial photographs and putting them on the Internet. But I must take exception to the fact that one or two people are doctoring photographs. I suppose it's okay to clear tramlines, and pathways that people have made walking into circles, but to alter the formation is well confusing.

And thanks to all the ground researchers who put their reports on the Internet (e.g. on the *Crop Circle Connector*), even though some of the reports are too positive, in my view.

As for the star formation at West Overton - well, Michael Glickman put his foot in it, giving the press and the gullible public what they want: stories of hoaxers.

As for those who say that all the complicated formations are hoaxed and that only a few simple circles are caused by magnetic fields - are they saying that the 1990 Barbury Castle formation was a hoax? I don't think so. I believe there must be a good couple of dozen formations from 2000 that cannot be made by hoaxers. I won't name them all but I feel the level-headed among us know which ones I am talking about.

---

# SAME AGAIN PLEASE, CIRCLE MAKER

*Martin Newman* evaluates the role of dowsing and electronics in circles research.

I DON'T THINK MANY people who follow crop circles for fun or in a more serious way can be feeling upset by the amount or quality of the crop circles from 2000. At this time, with the rain and cold winds outside, I bet a good many folks will be wondering if this summer is going to turn out any way as near as good.

For those people with more than just a passing interest in the crop circle phenomenon, even now it's hard to predict what may happen - after all, we are dealing with something always *just* out of reach. Really we are feeling our way along and making up the rules a little at a time as we go, and the rules have to be changed as the phenomenon changes but it's all good data to work with. Don't knock anyone with a good idea or theory about crop circles because it could be the right approach. As in all cases, time will tell.

For those good people who work out in the fields each summer and write articles for the other crop circle people or CCCS members - power to your elbows, friends! With enough interest generated and people working on the subject, however far out their thoughts, the truth will emerge sometime. So keep up the good work! Crop circles will only remain mysterious while we leave the research work for others to do. Get out there and contribute something. Any idiot can write and knock others who do their best and work away for the rest of us. Instead of picking holes in others' work and looking for excuses, try doing something constructive out in the fields.; look for answers; sweat a little in the summer sun, dowsing the circles' earth forces.

Reading *The Cereologist* and *The Circular* does give you a good coverage of what's going on. It's almost the same old people contributing all the while but it's good reading and gives you something to ponder on. I love the articles by Richard Andrews. Without any doubt he was a person before his time, so much of what he wrote about I have recorded in my own notebooks. Some people say that no two dowsers come up with the same research work from any formation, yet here we agree on the year's research data, so work that one out!

Some years ago I had the chance to work with a dowser called Charles Holderness of Leicestershire on a crop circle at Charley Knoll, close to the M6 - a wonderful formation that looked like a huge cross. Without knowing what each of us had recorded, we worked that formation from each end and sent Tony Caldicott (East Midlands CCCS) the details. Tony said both reports almost matched one another. If you give any two dowsers the "same" dowsing instructions of what to look for, they should be very close with their results. They only show different details when allowed to work their own way and search for things independently of each other. Jim Lyons and I are negative and positive dowsers - that is, we feel the power levels the "other" way round: his high is my low and *vice versa*. And no two dowsers will match exactly in skill levels, so one might pick up a little more than the other, but put them together in a circle and you should see some decisive results, given that they work from the same "orders".

For me, dowsing is the way forward. I know many people will say it's something they cannot do and don't have any faith in, and you can get it wrong sometimes - but I have seen and done enough to know that I am happy with it. Nobody I know can ever put those earth forces into a crop circle or ancient site just by walking around with a plank of wood. And while the two places show similar designs in their earth forces, the power is different. At the ancient sites the power remains forever and

the lines remain undisturbed, yet in genuine crop circles, full of natural power, the force is removed the following May 16th.-17th. What cosmic change causes this remains a mystery, as does whatever causes, at each Equinox, the disruption and reversals of natural power all over the planet. Are we looking at the poles starting to reverse their polarity? Who knows? But if good people take the time to write of their experiences and record these details then one day we may know the answer to it all. You cannot research what you do when dowsing and put it in a test tube for a scientist to work with, which is a pity. Dowsing offers a door into another existence that runs alongside the place where we live each day. Here the spirits dwell, and believe it or not you can reach out and commune with them. You don't need to be gifted or very religious (just look at me!) but the one thing you need to be is very honest. It all comes from the heart and a cheat does not even get a foot through the door.

Who read the details about Eltjo Hasselhof and the mouse in his bed and the crop circle samples? (You owe me a letter, Eltjo.) The clever mouse would only eat the control samples of seed heads in his shed, ignoring the "zapped" ones from the laid area of the crop circle. If the mouse knows something we don't know I hope it does not mean our bread from any genuine circle should not be eaten as well (note to the Chief Scientific Officer, Ministry of Agriculture, London). This one comment does show it may be possible to offer pet mice "zapped" seeds against controls from the same field to see if our little friends can tell the difference. And this leads on to "zapped" soil taken from *under* a crop circle being offered to worms to make a new home in. Would these little people like to build their new home in what I think is leached/zapped soil? Perhaps pets can point the finger for us to show which seed and soil has been "doctored" by Nature. Dogs and birds do so now but not in any controlled way. This might be something along the BLT/CCCS' lines people can try.

A couple of years ago Paul Vigay went into the "snowflake" formation near Alton Barnes with a wide band radio receiver/scanner and had distorted sound from some wave bands within the formation that were not there outside it. This demonstrates to me that the crop circle does influence radio waves inside the laid area of the formation. So find the right wave band and that's pointing to the fact it's different enough inside the crop circle to distort the radio signal - perhaps even showing the real, genuine crop circle formation with the changes to the radio waves inside, which I am sure exist here. A good wide band radio is on offer in the Maplins catalogue which I may buy if I can spare the money, along with a number of electronic devices that just might show us what are or are not genuine crop circles from their response.

In the Dragon Project at the Rollright Stones some years ago it was found that inside the circle of stones no cosmic sound could be picked up. But outside the area cosmic static was picked up as normal at the right levels. Yet inside the circle nothing could be heard - perhaps because of its own sound frequency of natural earth power. Sound does play an important part with genuine crop circles forming. Birds are scared when they form. Animals run away in fright: what they hear is beyond our normal hearing range of 20-20,000hz. It's a possible avenue to pursue in the effort to find something electronic to tell us which crop circles contain vast amounts of natural earth power within the laid area, given that hoaxed ones show nothing. My cheap and nasty dowsing rod tells me



what I want to know but it would be nice to show others, who don't dowse, that something special has formed here and give them some confidence to research the "better" crop circles.

Would microwaves show on electronic equipment if you took it into a genuine crop circle, or do you think the microwave force is just pulsed down the leys during the formation process only to soften the stalks of the plants? Is heat used in the process during or after the circle goes down and would some sort of heat sensor pick this up within a crop circle? Without some sort of research on the subject we will never know for sure. I think a number of electronic devices may exist which would perhaps open up crop circle research more to a vast number of people who just view the circles in a casual way and visit now and then. It would be great if you could just switch something on and walk about the formation and get bells ringing and lights flashing when you hit pay dirt. This would be the death knell for those who would hoax crop circles - and not before time. Some years ago I remember a CCCS meeting just before Christmas down at Alton Barnes and the formation along the Stone Avenue still showed out in the field after it had been ploughed and replanted. The snow had melted where the formation was showing its original shape and design, which must hint at the fact that "heat" is part of the formation process, before and after. And the fact that the field had been ploughed and replanted showed that the imprint came from deep below rather than at ground level. It's known that the dowsing of circles can be done on site long after the formation has been harvested, so while the field may be changed and resown, the formation's dowsing signature leaches through from below.

A lot has been said about the amount of hoaxing done in the Wiltshire area. It's one of those places that does get more than its fair share of visits, from both "men in black" and the Circle Maker alike. I write for a friend's web site from this area <[www.mysterious-wiltshire.co.uk](http://www.mysterious-wiltshire.co.uk)> where I try and give the details I find in an honest way - warts and all. It's my own opinion and I stand up for what I've written of things here. With so many good people coming to this area from all over the world, the least we should do is tell it like it is and hope that they all go away pleased and ready to return again next summer. It's no good painting a picture which isn't true. Tell it like it is and let the good folks be the judges. Even hoaxed circles mean something to someone.

So many of my friends were impressed with many fine, genuine crop circles, full of concentric and radial earth forces last summer in the Wiltshire area - and so was I. Only a few of that number were hoaxed, in my humble opinion. True, I only dowsed them for their earth energy force and water lines and leys - and the odd geological fault passing through - but for me that's enough, folks. In due course I imagine we shall be finding things which we cannot find at this moment in time inside crop circles; sound frequencies and ultrasound perhaps; cosmic influence and other things we cannot reach yet. You always need to look ahead and not remain fixed with your thoughts on crop circles: they change to stay one jump ahead of us, I feel, almost as if we are being lead along a path of enlightenment. I do know we are learning all the while. The things set in stone last summer about crop circles will change the coming summer. Perhaps the Cosmic Joker takes a hand and moves the goal posts to keep us on our toes.

Sussex had some special circles which interest me. I don't think any of the ones I saw showed anything but strong natural earth forces from them. Sibson airfield shone again, with three huge rings overlapping one another: these were made by a devic force and not the Circle Maker but it's the same thing really - same office, different people. Good crop circles popped up all over the place. Did anyone see a formation at about SU 175798 near Chiseldon, Wilts. and another east of the A419,

close to the road, like a Celtic Cross, in a corner of the field? Even my home county of Warwick had five crop circles that went unnoticed near Wythall, back of the big church. These were picked up by Sheila Watkins, who lives in the village. I dowsed the site after the crop had been cut and five small circles were imprinted in the stalks left in the field, along with the dowsing signature of the five circles - all part of a ley line passing through the now empty church. I viewed the hoaxed/genuine situation the other way round from Colin Andrews: 80% genuine and 20% hoaxed would be a fair figure, looking at them on site and in pictures. Wiltshire did suffer worse than other counties, with 19 hoaxed to 24 genuine, in my opinion - but it had some of the finest crop circles I have ever seen as well. What a treat the locals and visitors had here!

A worrying feature was the part-hoaxed crop circles I saw in Wiltshire. These are worse than your normal completely-hoaxed formations, since only satellite surveillance would pick them up early enough to allow people to reach and change them before dawn. You are talking lots of cash to finance something like that. And to what ends do these people set out to destroy genuine formations by adding on parts? The huge formation near West Kennett with a heart in its centre was genuine except for the heart - and the rest of that crop circle looked to me like the one that came down near Litchfield, Hants. some years ago. And those little grape shot in the same field below the two huge crop circles were just magical for me. I could see a face in both of them, so much so I could not walk into them for fear of standing on the faces. Somehow the influence of the guardian spirit must remain within the circle after it forms. Those two for me were also like the grape shot below the Stratford "Eye" that we had a few years ago - just magical.

I look forward to this summer, my friends. We may see another fine season of quality crop circles like 2000. Don't worry too much about the hoaxers: the Circle maker seems to produce a bigger and better version of whatever they make. I have noticed this down the years for some time now. I do get the distinct feeling the Circle maker gets out his roller when the boys have been up to no good in the fields to show the way forward. In some ways you could say the hoaxers increase the amount of genuine formations that come along when they have been doing mischief out in the fields: a sort of tit-for-tat takes place with the Circle Maker. He seems to always have the last word and time and again the hoaxers draw the short straw. Whatever they do, he does better - as you would expect.

Without doubt we are all lucky to have both *The Cereologist* and *The Circular* to read through and be kept informed of the research and the crop circles coming along. At the end of the day we all make up our own minds about which formation felt right and which looked a bit fake. A woman from the local CCCS group told me she walked the field across from Silbury Hill when she visited the area. She does not dowse but has a good feeling for the circles. She told me the wonder of walking the formation, yet felt different in the other crop circle with the "stars" in, lower down the field. And no wonder. She instinctively felt the differences that I picked up when dowsing, one being genuine and full of concentric and radial earth force with the other being empty of natural energies.

In ancient times, I feel sure, people would have worshipped at places like Windmill, Woodborough and Silbury Hill. These sites do seem to draw the circles to them. In ancient times, I'm sure, the people knew them to be sacred and special. Early churches would have been built on these sites and the places have been revered down the ages, while today all we see are rolling fields and hills, yet the power remains unseen, friends... Rest now in God's hands, Nikki, free of pain.

# THE EGYPTIAN SUN-DISC AT SILBURY HILL

A critical look at this 1999 formation from *Michael Green*.


THERE HAS BEEN SOME confusion about this interesting formation which appeared near Silbury Hill on 19th. June 1999. Stuart Dike has drawn attention to its possible Ancient Egyptian significance, in his report on the *Crop Circle Connector* web site.

The formation is an (almost) exact copy of the winged solar-disc or eye carved in several places on the inner face of the precinct wall of the Ptolomeic Temple to Horus built between 237 and 57 BC at Edfu in Middle Egypt.

The carving forms part of an account of the annual Festival of Reunion in which the sacred barques are overshadowed by the symbol of the winged disc. The reference is to the ancient "legend of the winged disc" in which the sun-god *Re* commissions *Horus* in the form of a falcon to overthrow *Re's* enemies. The symbol is a complex one whose central feature is the winged solar disc supported by *Uraei* (sacred cobras) carried on a simplified version of the solar-barque of *Re*. Indeed, there is much more that could be said about the symbolism and metaphysics of the ancient legend, but which is not appropriate in this context.

The frieze showing the winged disc was published in Emile Chassinat's *Le Temple d'Edfu* (Cairo institut francais d'archeologie orientale (1960) plate 126), which in turn was reproduced to a greatly reduced scale in Lucy Laurie's popular work *Egyptian Mysteries* (Thames and Hudson 1981, 81).

It is from this latter work that the crop formation is almost certainly copied, omitting the *uraei* which are only indistinctly



Silbury Hill, Wilts. (Lucy Pringle)

reproduced in the Laurie publication. To emphasise that the central disc is connected with the sun, the crop circle feature (badly) copies the geophysical solar swastika which appeared at Winterbourne Stoke in 1989. The metaphysical significance of this formation is discussed in my article "The Rings of Time", *The Crop Circle Enigma* (ed. Ralph Noyes, Gateway Books 1990).

Unfortunately the aerial photos show clear evidence of the parallel paths characteristic of man-made constructions using a roller (cf. my article "Spirals and Rings", *The Circular* (1998) No. 31, pp. 44-6). We must, therefore, perhaps regretfully, attribute this formation to the work of human hoaxers. It may be ironical that the "opposition" who chose this novel design failed to recognise that it is a potent metaphysical symbol of the spiritual conquest of good over evil!

## A MESSAGE OF THE CIRCLES

Circles, circles everywhere  
To make you think  
To make you care  
With symbols to tell  
You who you are  
Long ago you came from  
The distant stars  
We are all as one  
With our sisters and brothers  
We live on our Earth  
She is our mother  
Tears fall from my eyes  
Just like the rain  
Our Mother is dying  
Our Mother can feel her pain  
Circles are showing mankind  
Just one more way  
To make you see  
The light of day  
All of us live under the sun  
We must love all souls  
And be as one

Mary Barrett

NOW OPEN


**RUDE BOY**  
STUDIOS  
TATTOOING &  
PIERCING ARTISTS

10 HALL ROAD, NORWICH

0 1 6 0 3  
**664 644**

PRIVATE, FRIENDLY  
AND HEALTH REGISTERED

Your host:  
Reuben Youngblood



# CROP CIRCLE CALENDAR 2001

"Lucy Pringle does it again. Without doubt, this is the best crop circle calendar available. It's the perfect gift!"  
- Paul Vigay ([cropcirclesresearch.com](http://cropcirclesresearch.com))

Designed and Produced by Lucy Pringle, this unique A4 calendar has 3 gloss photographs per page, showing the classical crop circle formations, plus associated sacred places, cathedrals, villages, flora and fauna.

Special price £10.00  
(Overseas, US\$25.00)


Please send your order to:

Lucy Pringle, 5 Town Lane, Sheet, Petersfield, Hants. GU32 2AF, England.

Tel/Fax +44(0)1730 263454, Email: [LucyPringle@compuserve.com](mailto:LucyPringle@compuserve.com).

Add UK p&p £1.50. Europe £2.00, the rest of the world £3.50 for each calendar.

Cheques & International money orders made payable to "Lucy Pringle". Dollar cheques, please add the cost price + p&p x 2 to include a small bank charge.



**Fill in the Order Form below and send with payment to:**

Steve Alexander, 27 St. Francis Road, Gosport, Hampshire PO12 2UG, England. Tel/Fax: 023 9235 2867

Price for each Year Book, including postage and packing:

UK £12.00     EUROPE £15.00     USA \$25.00     REST OF THE WORLD £16.00

**PLEASE MAKE CHEQUES PAYABLE TO S. ALEXANDER**

Rest of the world orders please make cheques payable in British Pounds drawn on a bank with a British branch.  
Please note that Euro Cheques and personal USA Dollar cheques are acceptable.

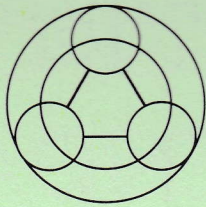
**Please send me ..... copies of the Crop Circle Year Book 2000.**

PLEASE PRINT IN BLOCK CAPITALS

NAME .....

ADDRESS .....

I enclose a cheque for £/\$ .....



## Interested in Crop Circles?

Want to know more about this intriguing phenomenon?

Contact us at:  
Centre for Crop Circle Studies  
P.O. Box 32034  
London  
NW1 1ZW

Membership; research; contacts; events etc.  
Get informed - join the investigation.  
Find out what is really going on in fields around the world.

## CROP CIRCLE PHOTOGRAPHS

and other colour image formats

For details, send SAE to:

Lucy Pringle  
5, Town Lane  
Sheet  
Petersfield  
Hants. GU32 2AF  
(01730-263454)

Steve Alexander  
27, St. Francis Road  
Gosport  
Hants. PO12 2UG  
(023-9235-2867)



## THE BARGE INN

- Mixing in the right circles -

We offer home cooked food 7 days a week.  
Lunch 12 - 2pm. Evening meal 7 - 9.30pm.

- Ushers Ales • Family Room • Garden •
- Camping & Caravan Field •
- Crop Circle Information Centre •

*Situated off Alton Barnes to Woodborough road.  
Turn into lane adjacent to wood yard,  
south of canal bridge.*

The Barge Inn  
Honeystreet, Pewsey, Wilts. SN9 5PS  
(Tel. 01672 - 851705)

## FLYING SAUCER REVIEW

The international journal of cosmology and eschatology, and for the discussion of reports of unidentified flying objects and their alien occupants.

**Editor: Gordon Creighton**

Annual subscription (for four issues per year post-free)  
UNITED KINGDOM: £15.00 (single copy £4.00 )  
OTHER COUNTRIES (including USA):  
£18.00 or US \$35.00  
(Single copy £5.00 or US \$9.00. All post free)

(US dollars payable in New York. We cannot accept US dollar cheques drawn on foreign banks outside the USA)  
Overseas airmail extra: USA \$10.00. Other countries £6.00

OVERSEAS SUBSCRIBERS SHOULD REMIT BY CHEQUE DRAWN IN STERLING ON A BANK IN THE U.K. OR BY CHEQUE IN US 4 DRAWN IN THE USA ONLY, OR BY INTERNATIONAL MONEY ORDER IN STERLING.

Address mail, editorial matter and subscriptions (quoting CER) to:

**The Editor, FSR Publications Ltd., PO Box 162,  
High Wycombe, Bucks. HP13 5DZ, England**