



# THE CEREOLOGIST

NO. 22 SUMMER 1998

• THE JOURNAL FOR CROP CIRCLE STUDIES •

PRICE £3.00 / \$10.00

## GOD'S CROP CIRCLE

*John Pascale - p.4*

## THE PYRAMIDS HOLD THE KEY

*Tanya & Mary Barrett - p.5*

## LAGUNA CANYON 1996

*Ed & Kris Sherwood - p.6*

## ARE WE MISSING SOMETHING?

*Ron Hill - p.8*

## THE "BELTANE WHEEL"

*Tony Crerar - p.9*

## THE EARLIEST CROP CIRCLE?

*Bob Kingsley - p.10*

## ASTROLOGY

*Leonie Starr - p.11*

## CROP CIRCLES IN AUSTRIA

*Andreas Müller - p.12*

## CROP CIRCLES & COLD NUCLEAR FUSION

*DeAnna Emerson - p.16*

## THE SECRETS OF DECEPTION

*Chad Deetken - p.17*

## IS SOUND BEHIND THE CROP CIRCLES?

*Freddy Silva - p.18*

## UNFOLDING THE CROP CIRCLES

*Jens Rowold - p.22*

## CORNELIA

*Christine Rhone - p.25*

## CANADA'S FIRST CIRCLES?

*George Wingfield - p.26*



---

## THE CEREOLOGIST

Number Twenty Two - Summer 1998

ISSN 0961-6942

Proprietors: John Sayer & Richard Smith

---

Published by Global Circles Research

The Bungalow  
Clements Farm  
Wheatley  
Bordon  
Hants. GU35 9PA

(Tel. 01420-520230/Fax 01420-520720)

Web site - <http://www.abel.co.uk/~sayer>

Editor

John Sayer

Production Assistant Ute Sayer  
Financial Management Richard Smith

Consultants

Richard Andrews, Ann Brocklehurst, J.J. Evendon,  
John Haddington, Ron Hill, Ron Jones,  
Peter Sørensen, Leonie Starr, Busty Taylor,  
Don Tuersley, Paul Vigay, George Wingfield

### Advertising rates

Full page (27cm. x 18cm.) - £80.00  
Horizontal half-page (18cm. x 13cm.) - £50.00  
Vertical quarter-page (8cm. x 13cm.) - £30.00  
(Rates for multiple insertions negotiable)

*The Cereologist* is published three times a year.  
Annual subscription rates including postage (airmail abroad):

UK - £10.00  
Europe - £12.00  
Elsewhere - £15.00 / \$30.00

Cheques/postal orders made payable to "The Cereologist"  
We cannot accept credit card payments or foreign cash  
Sterling cash may be sent, but at sender's own risk

### Printing

Crowe's of Norwich, 50, Hurricane Way, Norwich NR6 6JB  
(01603 - 403349)

Special thanks for help with mailing: Jim & Julia Coles

The contents of this journal do not necessarily reflect the views of anyone involved in its production. Contributions are accepted on the basis that they are submitted exclusively to *The Cereologist* and that they may be edited. Copyright on material published remains with the relevant contributor.

---

Front Cover: Formation in oil seed rape, between the West Kennett Long Barrow and Silbury Hill, Wiltshire, 4th. May 1998.  
(Ute Sayer)

---

## EDITORIAL

THIS YEAR'S SEASON was launched in the UK by the appearance of two formations in the same field of oil seed rape at the village of Weyhill, near Andover, Hampshire on 19th. May (see *Photo Gallery*). Confirmed reports are also now in of formations in the counties of Wiltshire, Somerset, Leicestershire, Staffordshire and West Midlands.

As expected, the Silbury Hill/Avebury area has already been host to several circles - below the West Kennett Long Barrow, at West Overton (3) and on West Overton Hill (2). National media coverage has so far been less than accurate, but *Cereologist* subscribers will, of course, receive full details and graphics of the year's events in the 1998 Formations Booklet, to be posted out with Issue #23 in November.

On a practical note - would subscribers please renew either on receipt of the reminder, or in February, June or October (whichever month is relevant), in order to cut down on time and costs: it is quite a daunting task to mail out hundreds of magazines in one go, but somewhat disheartening to have to then keep on driving to the nearest post office for weeks afterwards as individual renewals come trickling in after the mass-mailing. This is a plea from the heart. Your cooperation will be most appreciated! Thanks.

Looking forward - events on the horizon which will be of interest: our own Crop Circle Conference, of course, at the Cricklade Theatre, Andover on 11th. July (featured speaker is Dr. Brian O'Leary, former Apollo scientist-astronaut and author of *Exploring Inner & Outer Space*, *The Second Coming Of Science* and *Miracle In The Void*); the Glastonbury Symposium from 24th. - 26th. July (for booking details phone 01934-713180); and on the weekend of 3rd./4th. October in Margate, the UFO Kent '98 Conference (for details ring 01483-221015 or 01227-364291).

We also have some very interesting items to look forward to in Issue #23, including a new analysis of the 1991 Barbury Castle formation by Jonathan Hiscocks, "numerical messages" by Patricia Villiers-Stuart, some crop circle related channellings through automatic writing from Elizabeth Cornish, evidence of premonitions of crop formations in quilt design work by Ursina Schelling and mathematical revelations by Cary L. Getchell.

Observant readers will notice the reprint of the Crop Formation and Anomalous Effects report forms in this issue: the rise in new subscriptions has been so sharp lately that I thought it would be wise to include these forms again now that the season has started. Please photocopy them for use, rather than chop up your *Cereologist*!

Those of you who read SC (the journal of the Sussex Branch of the CCCS, now going by the name of "Southern Circular Research") may have been somewhat bemused by Andy Thomas' reference in his editorial in Issue #74 of an impending "broadside" by *The Cereologist*. You may have been even further puzzled by the latest editorial in Issue #76/77: "...an amendment: in SC 74 we referred to a forthcoming review of *Quest For Contact* in *The Cereologist* magazine. Richard Smith of *The Cereologist* has written to assure us that no such review of the said book will be appearing and we are happy to correct this misunderstanding."

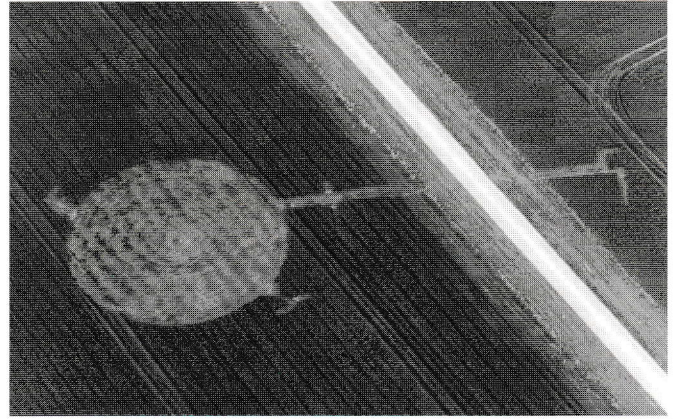
Just to set the record straight: such a review was never planned, and what Andy Thomas actually wrote in SC #74 was, "...we learn from advance [sic] sources that our old friends at *The Cereologist*...will be firing a major broadside at us in a hilariously punned article provisionally entitled *Quest For Contract* with all that that implies. We look forward to seeing if its author's usual knack for venomous dissent will stay just this

(cont'd. on p.25, column 1)

# PHOTO GALLERY 1998 (Part 1)




Weyhill, Hants. (John Sayer)



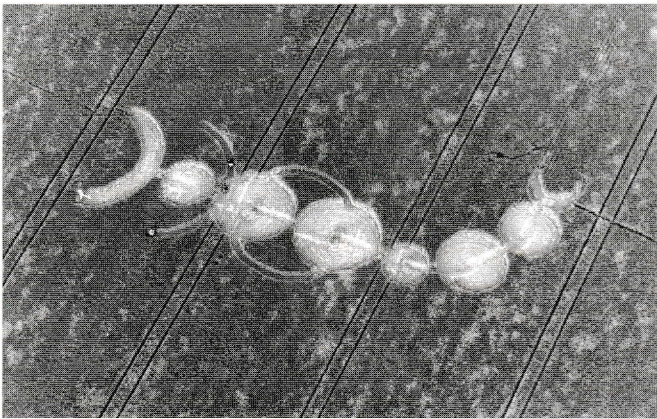
Winterbourne Bassett, Wilts. (Busty Taylor)



Draycott, Wilts. (Busty Taylor)



The Clatfords, Hants. (John Sayer)




West Overton Hill, Wilts. (Busty Taylor)



Bath, Somerset (Ute Sayer)



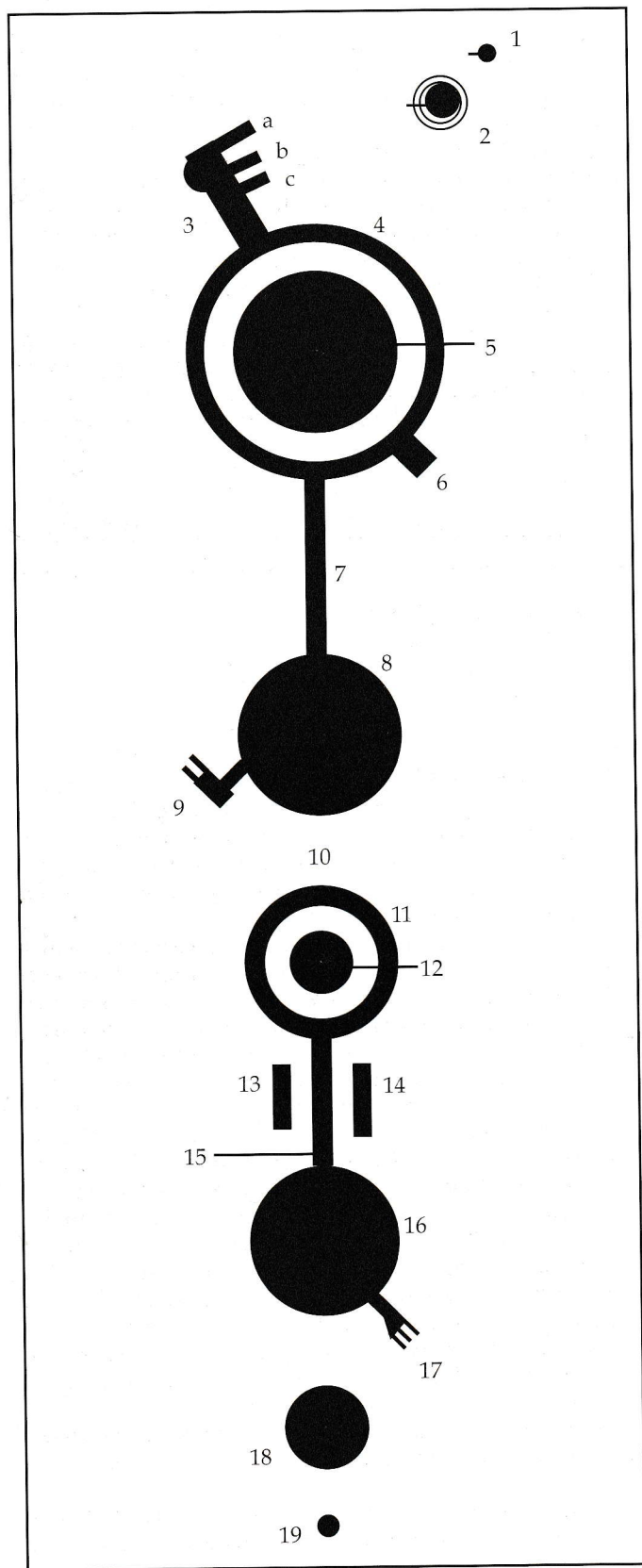
Marlborough, Wilts. (Ute Sayer)



West Overton, Wilts. (Busty Taylor)

# GOD'S CROP CIRCLE FORMATION

John Pascale has been working on an interpretation of the 1990 Alton Barnes pictogram for the last eight years, and has produced a 60+ page document on it, of which this is only the general introduction. He would be pleased to share this findings with anyone, and can be contacted through the address at the end of the article.



CROP CIRCLES ARE swirled and flattened to the ground crops, with beautiful shapes, and scarcely any of the plants involved are damaged. This formation is from Alton Barnes, Pewsey Down, in Wiltshire, England, 1990.

God allowed the Hebrew (Jewish) nation to record his word in the Bible, through his Holy Spirit's inspiration. So it is fitting that God's Holy Spirit uses the Ancient Hebrew Alphabet to get God's name etc. across to the World. (Job 32:8; Micah 3:8; John 14:26, 16:13; 1 Cor. 2:10-13; 2 Tim. 3:16)

(1) "Waw", the 6th. letter of the Hebrew Alphabet = W in English. Waw (Oxford English Dictionary): talk, speech, which = word. This is the word of God from Jesus Christ and others. This is the New Testament from God's Holy Spirit to man.

(2) "Waw" - Psalms 119:41-48. For the letter Waw, all speaks of God's Word; with 2 watery, ripple-like rings from God's own breath coming forth, which is his Holy Spirit, and a "voice of many waters" - Ezekiel 43:2. Both old and new testament shapes are alphabet number 6 = 66 or 66 books in any true Bible. This Old Testament shape is larger because the Old Testament is larger in contents.

(3) "He", the 5th. letter of the Hebrew Alphabet = H in English. This is God the Father: Isaiah 40:22 - "It is he (God) that sitteth upon the circle of the Earth..." This is the first "H" of God's truest name "YHWH", found in Exodus 3:15 of the Hebrew Torah: (a) God the Father, (b) God the Son, Jesus, (c) God the Holy Spirit = 3 as 1 WORD.

(4) This represents the Earth.

(5) This also is God's Spiritual Heart of immense size and fire - Deut. 4:24 & Heb. 12:29.

(6) Isaiah 11:1 "And there shall come forth a Rod out of the stem of Jesse..." This rod turns into a Branch - note bend - Zech. 6:12 that is Jesus Christ and Israel - Psalm 110:1, 2. Israel and the Rod are "Waw". This is the "W", WORD or Jesus Christ - John 1:1, 14; Rev. 19:13 - preaching from Israel, and this is "W" from YHWH. The "key" and "bar" on the same ring and the same type of ring and centre circle on the third ringed circle are Father God and son Jesus, and the same Father for this #1 large circle and son for #3 smaller circle, Jesus said (John 14:28), "...my Father is greater than I..." = this ringed circle is larger than the other. Isaiah 2:3, 4 - "...word of the Lord from Jerusalem..." = God, Jesus and Israel on ring.

(7) This shows that Father and Son are closer than the Holy Spirit but still one.

(8) This represents the Holy Spirit's Spiritual Heart, the same size as God's. The centre of this circle is the exact centre of the entire formation.

(9) "Yod", the 10th. letter of the Hebrew Alphabet. Using the OED Yod = Iota = Atom = Invisible = Spirit. As the "He" (at 3) is backward, so is the "Yod", because in 2 Cor. 16:9 and Zech. 4:10 - "The eyes of the Lord run to and fro (forward and backward) throughout/through the whole earth". "Yod" is "Y" in English, and in the OED "Y" is the obsolete form of eye. The Godhead (God, Jesus Christ, the Holy Spirit) are 3 = 1 God, so interchange is done - Acts 5:3, 4 - John 10:30; John 4:24 "God is a Spirit..." The "Y" is Y+H+W+H.

(10) The Holy Spirit (comforter) is shown detached from Jesus' first coming ringed circle because the comforter will not come until Jesus goes back to God in Heaven - John 14:26; 16:7.

(11) This ringed circle is Jesus Christ when he walked the Earth.

(12) This is Jesus Christ's Spiritual and Physical Heart, as he was the son of man and God - John 1:1, 2, 14. Jesus said in Matthew 11:29, "...I am meek and lowly in heart..." Lowly means humble, small - the centre circle is small.

(13) This is Jesus Christ's first time in the World - Matt. 13:38: "The field is the world..."

(14) This is Jesus Christ's soon-to-be second coming, giving us two bars, but this bar is longer, signifying Christ's reign on Earth with the saved souls for 1,000 years - Rev. 20:4. The second bar is exactly on the straight and narrow crop harvester machine track marks. This signifies Jesus' second coming for the harvest of souls - Rev. 14:14-15, and tells of the straight and narrow way unto life in Heaven and how few will find it - Matt. 7:14.

(15) This attaching pathway connects Jesus' first coming with his spiritual, dynamic second coming below - Rev. 19:11-16.

(16) This is Jesus Christ's Spiritual Heart, which is the same size as God's and the Holy Spirit's (3 as 1).

(17) This is Jesus Christ's, the Messiah's, "Hand", at his second coming, where those saved souls, both dead and alive, will be "caught up" to meet the Lord Jesus in the air - 1 Thess. 4:16, 17. This "M" shape is for Messiah and is also an "H" for "He". The three "Fingers" shows the power of the Godhead that is with Jesus as he comes to Judge and make War also - Rev. 19:11. This is the second "H" of God's name YHWH. This also connects YHWH [see 9, above] and means Jesus is God-Yahwoh = Yeshua = Jesus: Luke 21:11 - "And great earthquakes shall be in divers (various) places, and famines, and pestilences

(AIDS, Ebola +); and fearful sights and great signs shall there be from Heaven." Luke 21:26 - "Men's hearts failing them for fear, and for looking after those things which are coming on the Earth: for the powers of Heaven shall be shaken."

(18) Old Testament - Jesus said in Mark 13:31, "Heaven and Earth shall pass away..."

(19) New Testament "...but my words shall not pass away." (Note - these circles are minus the ripple-like rings and wave lines above because in the New Earth there will be no sea - Rev. 21:1.)

Message: Drop everything! God owns everybody including the entire Planet. His name is "stamped" down here. We are just souls passing through on our way to Hell or Heaven. No other direction! Buy, borrow or beg for a King James version (KJV) bible. Learn all the teachings of Jesus Christ first. Get to a Sabbath (Saturday) Church and Pray all the time to be worthy of Heaven. Jesus Christ is the only "door" to Heaven - John 10:9. God is a consuming fire - Deut. 4:24; Heb. 12:29.

Rev. 20:15 - "And whosoever was not found written in the book of life (unsaved souls) was cast into the lake of fire"!!!

[For further detail and explanation of the above, including other godly crop formations, please contact John Pascale, P. O. Box 245124, Pembroke Pines, Florida 33024-0102, USA.]

Y	H	W	H
ONE	GOD	ONE	NAME
S	P	O	K
E	N	:	Y
EX.	3:15	OF	TORAH

## THE PYRAMIDS HOLD THE KEY

*Tanya & Mary Barrett* pose some important questions for our time.

DO YOU HAVE an open mind? Do you question everything you hear and see? Or are you conditioned into believing everything the governments tell you? If you live your life working and you never look at your surroundings and have never stepped back from the system of things, please read on, and maybe you will think differently. If one person changes their way of thinking after reading this, then we have done some good.

First of all, we would just like to say we have heard scientists say that mankind must be the most intelligent species in our galaxy or solar system. This is not true: we are, in fact, the lowest form of life, even though we are all spiritual beings. Just think - we destroy everything we see, we hate and kill, and are power- and money-crazy. We are spinning out of control. This is wrong. By destroying our Earth we are destroying ourselves. Let us tell you how our Earth was formed, for it is very important to know about the past, in order to understand the future.

Our Earth was formed from a cold, dead planet. A vast comet collided with this dead world, which had been the centre of a galaxy. Other worlds, drawn out of their predestined orbits by the increased gravity, raced on a collision course. At the instant the dead world and comet collided debris was flung across space and flaming gases engulfed the nearby worlds. Millions of years passed: the planet started to cool.

This was when, from another solar system, beings came to the new Earth. They took samples and checked temperatures, looking to see when the new Earth was ready for life. When the planet was ready, suitable vegetation was seeded in order to absorb the poisonous gases, to convert them into oxygen. Time passed by, and the beings came back with great animals, no doubt babies and eggs as well. These were left to their own

devices, as well as sea creatures. The remains of the dinosaurs helped to create fertile soil. Later on the first humans were put here. A nearby planet was used as a "forcing shed". Some mistakes were made, but that always happens when you are seeding a new planet. High Beings were sent to live among the humans to guide them. The humans thought they were gods. Zeus, Apollo, Aphrodite were all ETs.

We hope this makes you think about the teaching system in schools. We were taught that we evolved from apes. That never did make sense to us. What are they doing to our children? Soon, everyone will know the truth of where we came from and who we really are, for there has been a discovery of secret chambers in Egypt. Many people are wondering what is there - not riches or jewels, which some would like to get their hands on. No. There is a time capsule under the pyramids, a "Hall of Records", and only one High Being can open it, which will be done when the time is right. It is the key to our salvation.

We are telling you all this for the planet is in serious trouble and it is mankind's fault. We, as a civilisation, are at a crossroads, and we have a choice about which path to take. We can either carry on the way we are going, by raping the planet of her precious resources, leading to her - and our - extinction, or change our way of life completely, by not wanting money, power, control and greed, so at least our grandchildren can go forward into a golden age and live in peace.

We will be offered help. Are we going to ignore it because it steps out of a spaceship? The decision is ours. Let's make it the right one.

Just remember - man is so new upon the Earth that no human has the right to even attempt to judge what the High Beings do.

---

# THE 1996 LAGUNA CANYON CROP CIRCLE FORMATION

Ed & Kris Sherwood run "Millennium Research" and present here their comments on a significant event of 1996. Ed has lectured extensively and appeared on numerous radio and television shows. He will be one of the speakers at our Conference this year.

THE WORLDWIDE PHENOMENON of Crop Circles, though predominantly centred in England, has been documented in nearly every country. The United States and Canada each usually record twenty to thirty per year, though the media generally chooses to let them go unreported. California has received at least one genuine crop circle in each of the past three years, the most recent one occurring in Laguna Canyon, California. Our investigation revealed compelling connections between the design and the once indigenous peoples of the area, the Tongva Indians, whose sacred land and grave sites were being bulldozed in March of 1996 to make a highway.

The Laguna Canyon Crop Circle formation was first noticed on 9th. March by Tom Ross, a local resident of Laguna Niguel, as he was driving toward Laguna Beach on the first toll road overpass under construction through the remaining "green belt" wilderness area of Laguna Canyon. This is situated off Laguna Canyon Road (Route 133), approximately 50 miles south of Los Angeles, on the California coast. Four weeks later we were notified by Ruben Uriarte (Colin Andrews' CPRI representative living in Northern California), and on the same day we travelled to Laguna Canyon to photograph, survey, and collect samples of the formation.

The formation comprised three glyphs and appeared on a steep weed covered construction embankment, adjacent to the toll road overpass. A close look at the formation revealed that the rings and lines were made up of bare earth, with very few plants growing inside them. This was interesting because the embankment was otherwise evenly covered with weeds. There was no sign of any plants having been removed, such as soil disturbance or uprooted plants lying around. There was an absence of foot and hand prints where there would need to be if it were a man-made formation. The angle of the hillside was extremely steep and difficult to traverse. The texture of the soil was powdery, dry and crumbly, and of a consistency that made it impossible to step on without leaving an impression.

Numerous plant species covered the hillside but only two - English Plantain and wild oats - were found to be bent, the latter discovered only in a single ring terminating one of the "spokes". The overwhelming majority of bent plants were English plantain, found throughout the formation inside and along the edges of the rings and lines. Was the glyph-making agent being selective? It seemed more than coincidental. Both the plantain and the oats were clearly bent 90° just above ground level without a break or a crease, the affected node varying in the oats. Plants were not pressed into the soil or damaged in any way, continuing to grow horizontally with their heads and delicate seeds intact. We also noticed that the bent plants found on the outer part of any ring were splayed outward as if by centrifugal force.

We sent plant and soil samples to Dr. Levensgood, a noted biophysicist and expert in crop circle plant analysis. He made a preliminary statement after receiving the first sample package, saying he was very impressed with the bending. He went on to say that English plantain was a *dicot*, a species of plant that sends two initial shoots through the soil; a characteristic it shares with another plant: canola or oil seed rape, well known for hosting English crop circles early in the season.

Dr. Levensgood later completed both the soil and plant analysis and confirmed the authenticity of this formation. Although the soil testing revealed nothing unusual, including an absence of herbicides (which might have accounted for the "bare-earth" component of this formation), the cell walls and pits of the bent plants were, he said, "abnormally large, well beyond the control samples and statistical expectation. Their appearance resembling cells that had experienced internal heating."

The location of the formation was interesting for its proximity to both above-ground and underground water sources. Within a few hundred feet was an artificial pond used by the construction company, and a marshy area known as a "vernal" or "Spring pool", extending into the canyon. Also lying across the embankment, and crossing two of the three glyphs was an irrigation pipe for the seeded hillside.

On our second visit, on 7th. April, we met a security guard working for the Irvine Construction company. When asked if he or any of his colleagues had witnessed anything unusual in the area, he told us that both he and his co-workers had seen "strange lights" and what they called "ghosts". One worker had been so frightened by what he saw that he wouldn't work anymore in that area. UFOs are another feature of the genuine crop circle phenomenon, and frequently sighted near water sources.

To conclude, we would like to share some information concerning the possible meaning behind this intriguing formation that is very Native American looking in design. We have discovered that the indigenous people of the area, the Gabrielino or Tongva, and their friendly Northern neighbours the Chumash, both have rock art (Petroglyphs) and a sacred object known as a "Sun Staff" that are strikingly similar to the three glyphs. The sun staff is a steatite stone surmounted on a stick, often incised with rays or geometric designs, representing the declination of the sun or the cardinal points of the Tongva compass. Chumash shamans used these sun staffs in their all-important solstice ceremony, where the shaman would tap the stone three times and then symbolically pull the sun back in a northward direction, signifying the end of winter and the beginning of the sun's return. Suspecting the "spoked" glyph to represent a sun staff we measured the angles of the 14 spokes and discovered a spoke aligned with each of the following: Winter Solstice Sunrise, Winter Solstice Sunset, and Summer Solstice Sunrise.

There are some interesting accounts of a Tongva hero, by the name of Chingichnish, a spiritual leader said to have appeared hundreds of years ago to teach the people how to live in harmony with Nocuma (The Great Spirit). He said that Nocuma would give three warnings to people who failed to respect the land: beyond that nature would take its course. The Laguna Canyon Pictogram was a three-glyph formation that appeared at a site where there has been considerable local protest against the toll road construction, making a wide path through the last small piece of wilderness of Laguna Canyon. Another coincidence? We don't think so.

Its timing to the appearance, in the mid-March sky, of the Comet Hyakutake is interesting, a comet which was most visible

from Southern California on 25th. March. In 1995 in England we had crop circles in the form of our Solar System, depicting the sun, planets, orbits, and the Asteroid Belt. In 1994 we had the Shoemaker-Levy 9 Comet fragments ("The String of Pearls") crashing into Jupiter depicted in the formations. It is interesting to see how past and present themes run together. At Laguna Canyon, like in Hampshire '95, we had many circles forming a ring around a common centre. We have a continuation of theme: Asteroids/Comet, planets and orbits. Scientists warn us about asteroids colliding with Earth. One of the "Asteroid Belt" crop formations of 1995 depicted the Earth missing from its orbit. We showed a photograph of the Laguna Canyon formation to a Chumash Elder who instantly recognised it from his own people's rock art. After looking at the spoked glyph he said,

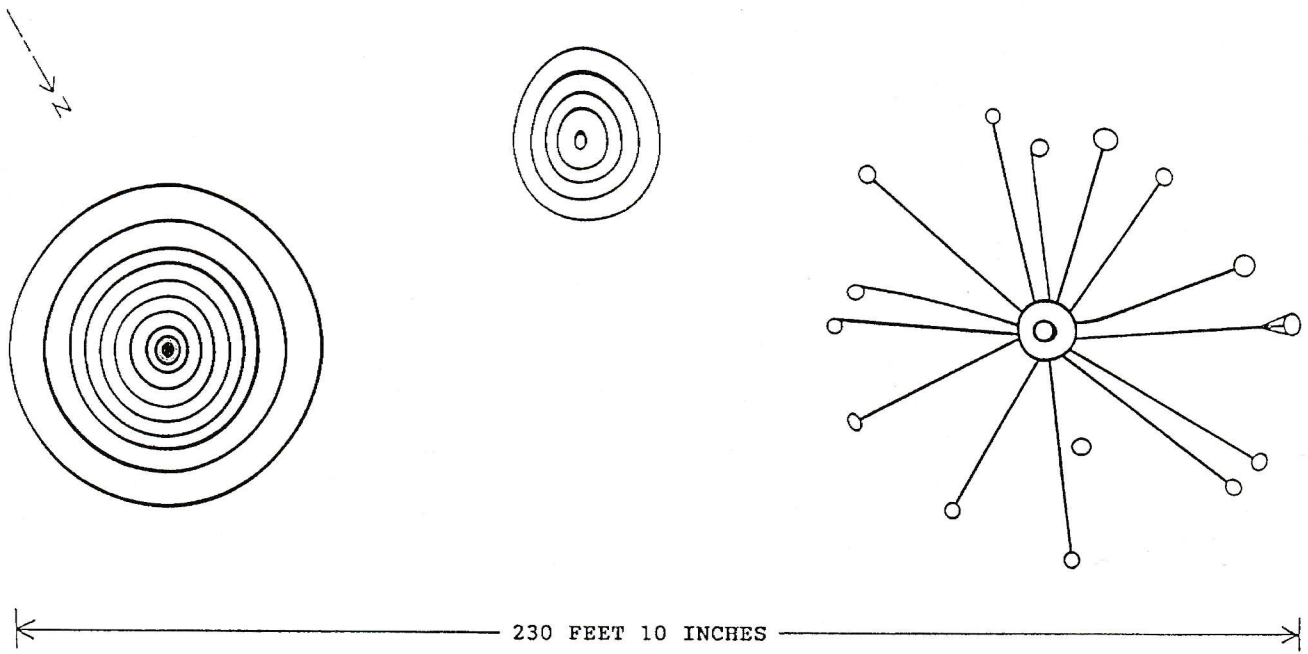
"Something within us is bringing destruction from out there in space." Could this be the meaning behind the Laguna Canyon formation? Could it be a warning that we need to change, or change will be brought to us?

The Laguna Canyon crop circle was the first genuine formation of 1996 to appear in the Northern Hemisphere, truly embodying the now familiar characteristics of a genuine phenomenon.

MILLENNIUM RESEARCH  
 Ed & Kris Sherwood  
 P.O. Box 2084  
 Santa Monica, CA 90406, USA  
 Tel: (310) 319-9329



The 1996 Laguna Canyon Crop Circle Formation



# ARE WE MISSING SOMETHING?

Ron Hill speculates on the significance of concentric "banding" in formations.

SO HERE WE are in a pristine new crop circle that we have discovered. Let's make sure that this investigation and field report are done according to the book.

Right, that's the measurement of umpteen radii and diameters finished and recorded, also the orientation of the circle and position relative to landmarks. What's next? Oh yes, crop samples from here, there and everywhere, inside and outside, plus a big bundle for Nancy Talbot and Dr. Levengood to analyse. Are there any swollen nodes, are the deformed stems bent or broken and, if so, where?

Now comes the time to drag the plastic bag, containing a magnet, around hither and thither to check for ferrous particles. Switch on the gizmo and notice whether the electrostatic field varies much as you move across the circle. Whoops! That was a big jump when your arm brushed against your acrylic sweater! Are there any scuff marks noticeable on the stems, or pole holes in the circle centre? Is the crop lay swirled clockwise or anticlockwise and what type of crop is it? Time to take the photographs and that's just about everything. Off we go home for a well-earned cuppa, content that nothing was missed. We will have that on the net tonight, with photos to follow on tomorrow.

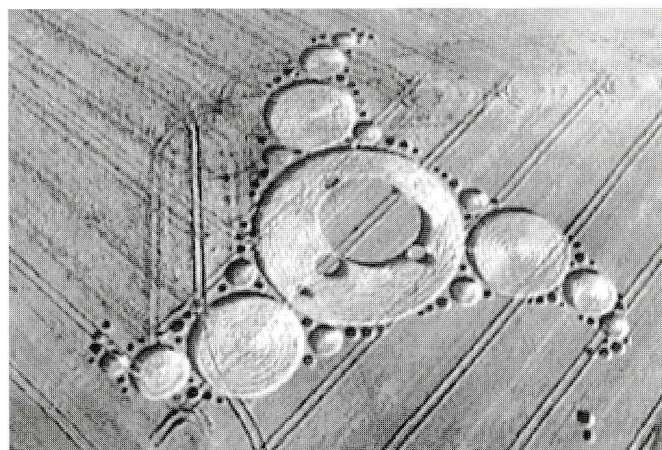
Wait a minute though! Another valuable clue has been overlooked, though this might not be immediately obvious until the aerial images of your formation appear.

A look at the aerial photo of the formation made by "The Circlemakers" in New Zealand, for a TV programme, clearly shows that the circles are each made up of concentric rings from the centre of the circle to the circumference. This same effect can be seen in the notorious Oliver's Castle circles, and the '97 Great Easton and East Meon circles, to name but a few. These rings are actually pathways of flattened crop, usually about 3 feet wide, but difficult to see unless one looks carefully. Their presence (or absence) and particularly the width of these laid swathes, should really be noted in a report as this information could yield important clues as to the mode of formation.

## Some food for thought

The first question to be asked is, "Are all circles made up of these bands of laid crop?" and then, "Are these bands all concentric or are there instances of spiral paths as well?" If we think back to Terence Meaden's plasma vortex/whirlwind theory this would presuppose that a whirling force would give rise to a whirled crop lay with a spiral pattern, and indeed in 1980 in Warminster, Wiltshire, there was some evidence of this.

Arthur Shuttlewood, the UFO author, described his observation of a circle forming before a large group of UFO watchers. In his words: "*Suddenly, the grass began to sway before our eyes and laid itself flat in a clockwise spiral.*" Whilst the plasma vortex theory has been largely discredited, insofar as more complex crop formations are concerned, it is of some importance to note that Shuttlewood's experience was (a) in daylight, (b) in grass, (c) in front of about 50 witnesses, and (d) laid in a clockwise spiral. Taken together, these factors set this circle with its observed spiral-lay far apart from the typical crop circle with its unobserved formation during darkness, its parallel banding rather than a spiralled lay, and the type of vegetation in which it occurs. It is difficult to escape the conclusion that simple circles which exhibit spirally laid crop are most likely to have been formed as a result of meteorological action. In other cases where daylight observers have seen whirlwinds flatten vegetation in



New Zealand demonstration, 1998. (John Lundberg)

circles then spiral laying of the plants is reported. A comprehensive look through aerial photographs of formations which have appeared over the past few years show that where swathes are visible in circles these are invariably in equidistant bands.

## Where do we go from here?

If we can establish that a prime feature of non-meteorologically formed crop circles is that the crop is laid in concentric swathes which have much the same width in all circles, then it is possible to go a step further. Let us take a look at a few of the modes of formation that have been proposed from time to time and see how they might, or might not, cause banding.

(1) UFOs - Here we can only conjecture that the crop circles are formed as the effect of one or more factors such as anti-gravity or other energy fields involved in propulsion. One can only postulate that any energy field would be unlikely to produce flattened bands of a fairly constant width over the whole of a season's formations and from varying heights and diameters - but I stand to be corrected.

(2) High-level extraterrestrial Circlemakers - It has been suggested that these form circles from on high using a combination of sonic barriers, wind tubes and computer-initiated design. Once again the likelihood of such a system, albeit a highly sophisticated one, producing bands of similar widths countrywide is difficult to accept.

(3) The Military - Unless there is a "Circle Making Manual" issued to Army and Air Force units across the country (and abroad) then this seems highly unlikely.

(4) The human circlemakers - If we are to believe that the circles are the result of human endeavour then the possibility that crops are flattened using boards of similar widths cannot be ruled out - car boot width, someone suggested.

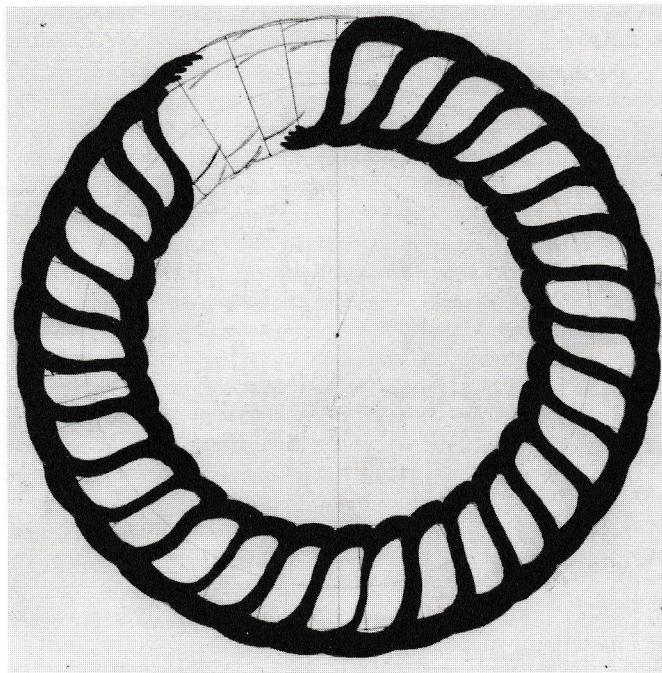
Whatever the source, it would appear that it works by causing plant stems to be pressed down in separate but contiguous bands, rather than by starting at the circumference or centre of the circle and moving in a continuous and spiral path from the one to the other.

To sum up, it would seem prudent to begin looking at formations with a view to gathering details of swathe widths and their absence or presence as well as direction of swirl. Widths of any associated pathways should also be recorded in case there is a common factor at work.



# THE "BELTANE FIERY WHEEL"

An appropriate symbol appeared between Silbury Hill and the West Kennett Long Barrow at Beltane this year. With his camera, *Tony Crera* was there.



I AM AN archaeo-astronomer residing in mid-Wales. At 5am. on 3rd. May I arrived at the car park for West Kennett Long Barrow, intending to shoot 35 mm. and hi8 video of the sunrise over the Sanctuary post circles site. To approach the long barrow I had to walk along the edge of the rape field which later contained the formation. The sunrise was obscured by cloud. After sunrise I returned to the car park, again by the edge of the rape crop. There was no noticeable disturbance of this crop. I then moved to Avebury.

I waited at Avebury car park until the weather had cleared and, around 6.30pm., took many shots of Avebury stones and ditch and Stone Avenue. I also included telephoto and zoom angles of Silbury Hill and West Kennett Long Barrow, including the rape crop immediately below the latter monument.

At about 8pm. I moved my equipment to the car park of the Sanctuary, which overlooks the Kennet valley, including Silbury Hill, West Kennett Long Barrow, the car park and the rape field in question. I took several shots and some footage of the setting sun behind Silbury Hill.

At 9pm. I left the Sanctuary and returned to Avebury for a meal and drink.

By 11pm. I had returned to the Sanctuary car park and by 11.30 had lain down to attempt to get some rest. I had set my alarm for 2am., intending to rise and set up a camera for a shot of the moon setting behind Silbury Hill.

I set the camera in place by 2.30am. and left it on time exposure until the moon had set at 3am. After this I packed the gear and returned to the car and tried to get some more sleep.

It was a very cold night with optimum clear conditions and I was forced to start the car and drive a few miles to warm up. I drove past West Kennett car park at about 4.30 on the A4 and proceeded to the Calne roundabout at 6 miles, returning immediately. I parked at the West Kennett car park at 5am. and started to carry my gear up to the barrow for a repeat of the previous sunrise photo attempt. It was then that I first noticed the large crop formation in the rape field by the barrow. I had


seen no lights the previous evening in this field, nor heard any machinery or other activity.

Here is a reconstruction of the design of the formation drawn by standard draughting methods. I have left a section unfinished to display the minimum construction points and arcs, which support this design. The construction features around the rim would be obliterated by the laying of the rape plants, but the centre would not. I could not discern any marks in the centre of the formation nor could I detect any tracks pushed through the crop towards the centre.

With a design demanding such high level symmetry as this, it is difficult to see how the basic form - two concentric circles - could be drawn so accurately without using a pegged line located at the centre. Even an experienced draughtsman could not expect to draw this design to this standard by freehand sketching - on paper. If a vehicle were used, locking the steering to make the two rings, traces of access should be evident on the tramlines - unless the vehicle was very large with high axles. No large vehicle was working in this field during the previous night, nor were there any lights displayed.


7.30pm. 03/05/98

Telephoto 35 mm. image from Avebury henge bank showing Silbury Hill and West Kennett Long Barrow.



2.30 to 3.00am. 04/05/98

Time exposure of the setting moon from The Sanctuary. The West Kennett car park and rape field are in bottom left of the picture. The vehicle light is from the only car which passed on the A4 during the shot.



# THE EARLIEST CROP CIRCLE?

In an article originally written in 1994, *Bob Kingsley* considers possible evidence of the phenomenon in ancient writings. (An update is planned for our next issue.)

PRECIOUS FEW REFERENCES have been found in early historical records that point to possible crop circles. Probably the most renowned is the "Mowing Devil" case of 1678, in which a farmer's field was said to have been visited by a devilish entity that trampled the crops down in a circle. The event was captured for posterity on a wood engraving, but today's modern cerealogical sceptics dismiss its relevance.

Professor Robert Plot published a book entitled *A Natural History of Staffordshire* in 1686, in which he made passing reference to rings, circles and other shapes found in grassy fields. Much debate has ensued over Plot's observations; detailed as his notes were, some researchers still consider his evidence flimsy at best. They feel it more likely that Plot was describing "fairy rings" caused by common fungi. For many more, the jury is still out.

Despite having been on both sides of the fence in the past, it is nonetheless my belief that any evidence for early crop circles - however vague - must be considered if we are to remain true to the open spirit of cerealogical research.

Which brings me to a book entitled *The Dead Sea Scrolls Uncovered* by Robert Eisenman & Michael Wise (Penguin 1993 ISBN 0 14 02.3250 8). This is a dry, academic work, detailing the manuscripts found at Qumran, in the Middle East, during the 1940s and 1950s. While a few were immediately published for all to see, many more were kept secret for over 35 years by researchers jealously guarding their exclusive hold over these documents. But these two open-minded and determined researchers published over 50 documents, including photographs, translations and interpretations of the manuscripts.

According to Eisenman and Wise, many of the manuscripts display strong links with Kabbalistic thought, the esoteric side of the Judaic belief system. The Qumran community was a sect apart: close-knit, secretive and militaristic. It is postulated by some that the biblical Jesus spent some time at Qumran, being taught the role of the expected Messiah to come - the One who would lead their oppressed nation to victory over the Roman occupiers. The Qumran community was preparing for war and future triumph. We can only guess why it was that these manuscripts were secreted in large clay pots in the lonely caves high above the Dead Sea, where they lay undisturbed for almost 2,000 years, but it is assumed that an imminent attack was feared and the priests sought to preserve their heritage.

Much of the information contained in the manuscripts is allegorical in nature, disguising the military and spiritual aspirations of the Qumran community under a cloak of esotericism. Few parchments are complete; there are many gaps in the scripts which Eisenman and Wise have attempted to bridge using their extensive knowledge of ancient languages. But for all their diligent and painstaking work, many passages remain tantalisingly incomplete.

One of the documented fragments is known as *The Birth of Noah* (4Q534-536). The Qumran community regarded Noah very highly. According to Eisenman and Wise, Noah is represented as a "Wisdom figure, or one who understands the Secret Mysteries"; "Noah is ... one who is involved in Heavenly

'ascents' or 'journeying' or at least one who 'knows' the Mysteries of 'the Highest Angels'."

Further on, in the actual translation of the fragments of the parchment, is the following (dots indicate missing portions; square brackets indicate places where Eisenman and Wise have interpreted and filled in small gaps) "... will be ... [H]oly Ones will remem[ber ...] ... lig[hts] will be revealed to him ... they [will] teach him everything that ... human [Wi]sdom, and every wise ma[n] ... in the lands (?), and he shall be great."

And, later: "... of the hand, two ... it lef[t] a mark from ... barley [and] lentils on ... and tiny marks on his thigh ... [After wo] years he will be able to discern one thing from another ... In his youth he will be ... all of them ... [like a ma]n who does

not know anyth[ing, until] the time when he shall have come to know the Three Books. [Th]en he will become wise and will be disc[rete ...] a vision will come to him while upon [his] knees (in prayer). And with his father and his forefa[th]ers ... life and old age; he will acquire counsel and prudence, [and] he will know the Secrets of

mankind. His Understanding will spread to all peoples, and he will know the Secrets of all living things." (p.p. 33-37.)

When I first came across these passages, I was immediately struck by the possibility that the Noah depicted in these parchments had been subjected to a UFO Close Encounter of the Fourth Kind (CE-4). The authors describe this Noah as "one who is involved in Heavenly 'ascents' or 'journeying'"; the manuscripts themselves say of Noah that "lights will be revealed to him", and mention "...tiny marks on his thigh." In many classic CE-4 scenarios, abductees have often found little marks on their limbs or torso.

It is also notable that many CE-4 "victims" find that, after the initial shock of the first experience, their lives are enriched spiritually as more CE-4s happen to them.

Of course, it is easy to read what one wants to read into ancient texts which have been partially destroyed by age, but the phrase "tiny marks on his thigh" is complete, and seems unusually out of place in a manuscript of this nature - unless the marks had great significance. Otherwise, why mention them at all?

The only similar reference to "thigh" in the Bible that I can find is in Genesis 24, in which Abraham, well advanced in years, asks his servant to put his hand under his (Abraham's) thigh in order to swear a certain oath to "the Lord". Since first reading this text, I've always considered this to be a peculiar procedure - but if Abraham had also been subjected to a CE-4 abduction (interpreted as a meeting with "the angels") and had been left a mark on his thigh that was similar to Noah's apparent thigh-mark, perhaps the presence of such a mark became invested with religious importance and linked to "the Lord" and/or his angels.

The next few passages of the Noah document seem to be highly significant in both cerealogical and ufological terms. Maybe (with a goodly degree of interpretative licence!) it originally read something like: "... it left a mark from (ON HIGH IN THE) barley and lentils on (THE GROUND), and tiny marks on his thigh ..." Significantly, the two sets of markings are

...I was immediately struck by the possibility that the Noah depicted in these parchments had been subjected to a UFO Close Encounter of the Fourth Kind...

---

# LEONIE'S ASTROLOGICAL COLUMN

An overview and outlook for the coming four-month period of July, August, September and October, prepared and presented by *Leonie Starr*.

GREETINGS, FELLOW CEREOLOGISTS! I have decided to use a slightly different format for this 4-month period. Instead of looking just at each sign I thought it might be useful to expound a little on the subject of Astrology, as I perceive it. Each Astrologer uses the same basic information & then places their individual interpretation on it. So, fellow cosmic travellers, here goes.

"Looking at my stars" is the common phrase used when a person talks about Astrology. Actually what they are really doing is looking at the **Sun & planets** in our Solar System & how they interact with each other. The **Sun & planets** are in a constant state of movement, as we are. Nothing stays the same for them or for us.

When I do an Astrological chart what I am looking at, very simply, is a snapshot in time of the **Sun & planets**, based on **date, place & time of birth** of the person, (event, country or city) I am studying. Each person has all the planets listed in the astrological signs for their particular birth data. From my perspective the planets are energies that affect & encode us at the moment of birth, which is when we become separate from our mother's field of energy, which she in turn received at her moment of birth. As I have come to understand it, this field of energy is made up of a set of frequencies unique to each person. We all have, in our chart **Sun, Moon, Mercury, Venus, Mars, Jupiter, Saturn, Uranus, Neptune, Pluto & different Astrologers use some of the Asteroids** as well. For example, I use **Chiron**. All of these heavenly bodies will be in one of the 12 signs of the Zodiac, which is based on the star constellations. Another way of illustrating this is to think of each person as being a painting: we all have a canvas, (**our natal chart**) with the same primary colours (**Sun & planets**) as the basics to paint with. *We create the picture, both before & during our present life.*

So let's have a look at the colours on each of our canvasses. The **Sun is our star** & very importantly the centre of our Solar System. It is the life-force in our Solar System & in the astrological chart. The **Sun** is associated with the sign **Leo**. Now, all the heavenly bodies are associated with zodiacal signs & each has a frequency represented by the degree the sign is in. For example, my **Sun** is at 21° of **Aquarius**. So that is the frequency the **Sun** in my chart vibrates to. The **Sun** in our chart indicates how creative we are, where we outwardly shine &

how we express joy & happiness. The **Moon** expresses our feeling nature, how we react in any given situation & emotionally respond. It is associated with the sign **Cancer**. **Mercury** deals with our mind & mental activity, how we think & communicate. **Mercury** is associated with **Gemini & Virgo**. **Venus** relates to our ability to love, in both intimate & platonic relationships. That which gives us pleasure. **Venus** is associated with **Taurus & Libra**. **Mars** is our physical driving force, how we get out into the world & actively get on with living. **Mars** is associated with the sign **Aries**. **Jupiter** is the planet of optimism, growth, expansion & development & is associated with the sign **Sagittarius**. **Saturn** represents form & structure in our lives & how we seek to avoid that very discipline; therefore it also represents our fears & phobias. **Saturn** is associated with the sign **Capricorn**. The planetoid **Chiron** is all about our healing energy, where we are wounded & how we use that experience to heal others & ourselves. **Chiron** is associated with the sign **Virgo**. **Uranus** is our rebellious nature, the awakening energy, how we exercise change in our lives & be different. **Uranus** is associated with the sign **Aquarius**. **Neptune** is the planet of illusion & confusion, of mysticism & imagination of spiritual awakening. **Neptune** is associated with the sign **Pisces**. **Pluto** is the planet of death & rebirth, regeneration & how we transform ourselves. **Pluto** is associated with the sign **Scorpio**.

At this point in our discussion it is time for you to do some work & use your **Mercurial energy**...

During **July, August, September & October**, the **Sun** will be in **Cancer, Leo, Virgo, Libra** & the beginning of **Scorpio**. The **Moon** will go through *all 12 signs* approximately *5 times over!* **Mercury**, being so close to our **Sun**, goes through **Leo, Virgo, Libra** & nearly all of **Scorpio**. **Venus** will transit **Gemini, Cancer, Leo, Virgo, Libra** & a little of **Scorpio**; **Mars** the tail end of **Gemini, Cancer, Leo** & half of **Virgo**. **Jupiter** continues its journey through **Pisces**. **Saturn** begins its visit with **Taurus**. **Chiron** continues its transit of **Scorpio**. **Uranus** is still enjoying its unpredictable transit through its own sign, **Aquarius**. **Neptune** is at the beginning of **Aquarius** but returns to **Capricorn** towards the end of **August**. **Pluto** continues through the early degrees of **Sagittarius**.

In the next issue of *The Cereologist* we will look at the signs of the zodiac in more detail.

---

connected, by use of the conjunctive "and". They were both visible effects of the same cause - and it is reasonable to suppose that the same causal mechanism was also, in some way, involved in Noah's subsequent enlightenment.

The biblical Noah played a fundamental part in the early days of human development. There is no mention in Genesis about Noah ascending to the stars or journeying with the angels, but he was visited by "God", who gave Noah instructions for the construction of an ark that apparently enabled mankind and many animal species to survive the flood. It's hard nowadays to take this story literally. But when viewed allegorically, this representation of Noah could be interpreted as depicting a man endowed with a special knowledge. Even if the "ark" was a real vessel, what was the true identity of the "God" that revealed the construction details to him? How could Noah realistically have physically "saved" the many thousands of animals purportedly carried on the ark? They were held in captivity,

remember, for something like nine months - seven males and females of every "clean" animal and bird, two of every "unclean" species.

Of course, it would have been much easier if the ark was a DNA repository.

This is not the first time that biblical tales have been interpreted as being disguised UFO visitations. Zechariah Sitchin and Erich von Däniken, amongst others, have been both praised and lambasted in equal measure for daring to promote such ideas.

The proposition that the Dead Sea Scrolls might contain events related both to ufology and cerealogy, hidden for almost two millennia, is likely to be just as contentious. In cerealogical terms, it provides no more evidence than the Mowing Devil case, or Plot's fairy rings - but equally it is just as vague, and therefore, in my view, just as significant.

# CROP CIRCLES IN AUSTRIA

In an article originally published in FGK Report (Issue 1/1998), *Andreas Müller* describes formations which appeared in Austria in 1997. (Translation by *Ute Sayer*.)

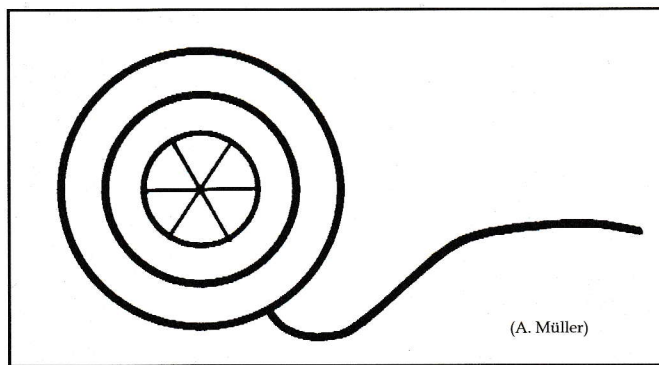
AFTER THE LAST media reaction about the pictogram in Flandorf, Austria, which was mentioned on the internet, I was very surprised to find a short notice in the November issue of the magazine *Esotera* under "Facts that change the world", about crop circles in Austria in 1997. The report, however, was so brief - and showed the well-known irony which you can find even in *Esotera* when it comes to crop circles - that I decided to find out more about what had happened. Through *Esotera* I got the address of the photographer who took the photo. To my surprise I found out that Mr. Hans Wagner and Ms. Judith Kreidler not only possessed aerial shots of the various formations but also had a lot of interesting background information. The following report basically presents the results of Ms. Kreidler's and Mr. Wagner's research.

## Circle with two rings near Nikolsdorf/Kärnten



On 14th. August 1997 a circle with two rings was found in a field, probably wheat, near Nikolsdorf in Kärnten. The central circle had a diameter of about 10 - 12 m. The width of the rings was 1m. and the overall diameter was about 30m. The central circle was laid down in a clockwise direction, but the outer rings seemed to show a twofold ground pattern: the inner half was laid down in the opposite direction to that of the outer half.

## Six-legged cross with three rings and s-path near Treßdorf/Kärnten




Also on 14th. August 1997 a pictogram was detected near Treßdorf in the Gail Valley in Kärnten. A six-armed cross was surrounded by three rings. From the third ring an s-shaped path led into the field. The inner ring had a diameter of about 7m.

The diameter of the outer ring was about 16.5m. Including the path, the total length was 26m.

The field in which the pictogram was found displayed organically grown "dinkel" (a type of wheat). As could be seen from photographs, there weren't the usual tramlines with which to get to the formation easily, although a photo shows a path leading from the edge of the field to the pictogram: apparently this was caused later by visitors. Unfortunately there aren't any photos confirming this and showing an untouched field.

## Long-/Key-Pictogram near Oberdrauburg/Kärnten



Near Oberdrauburg, too, a pictogram in an organic field of dinkel was spotted. This pictogram was showed a pattern like the long pictograms and "key" formations which were mainly found in Wiltshire in the early nineties.

The total length of this pictogram, whose axis was in a north - south direction, was about 70 - 75m.

In this case, too, the photos show a path coming from the edge of the field. This is the only access into this field without tramlines. Originally, this path was not there and had been created later by the many visitors. Unfortunately, again, there isn't a photo to document the untouched situation.

The detection of this pictogram was preceded by various strange sightings in the sky which can indeed be called UFO sightings and these, therefore, present a broad well-known phenomenon connected with crop circles.

There are different reports about UFO and light phenomena above this field on the night of 14th. August 1997. Some farmers reported seeing blue lights above that field. German visitors said they had watched strange light phenomena in the early hours. One of these lights was described as "clearly visible and the size of the moon." It had moved across the field at a height of about 100m. and emitted blue and red light beams into the field, accompanied by a high frequency tone. A 75-year-old farmer came to very different and new conclusions. In front of German and Italian tourists she undressed and began to dance around the crop circle. This was the "Ewige Jungbrunnen", she declared. She had already seen such things in 1934. Following her example, some of the tourists spent the night naked in the pictogram.

Whatever one may think about her individual interpretation and performance, mentioning having experienced something similar in 1934 remains interesting. Had there already been crop circles in Kärnten in 1934?

### Ringed circle with grapeshot near St. Marein/Steiermark

A fourth crop circle - or rather a formation - was reported from St. Marein in Steiermark in the summer of 1997. It was apparently a ringed circle with a grapeshot. The ringed circle had a diameter of about 20m. I haven't received any more information about it yet.

### General information about crop circle formations and pictograms in Austria

(1) All of the above measurements relate to estimations arrived at by means of the aerial photos. Unfortunately I wasn't able to receive more exact information. It is uncertain whether the formations were intensely examined from the ground and measured. But further investigations are still underway.

(2) All three formations/pictograms in Kärnten were in one certain area. The Nikolsdorf formation was only 10km. away from the one in Oberdrauburg. The Trefsdorf formation - as mentioned - was in the Gail Valley. This valley is parallel to the one in which the Oberdrauburg pictogram was found.

(3) All three formations were first seen on 14th. August 1997. In all cases residents reported that they didn't notice any formations the day before. At this time harvesting was fully underway.

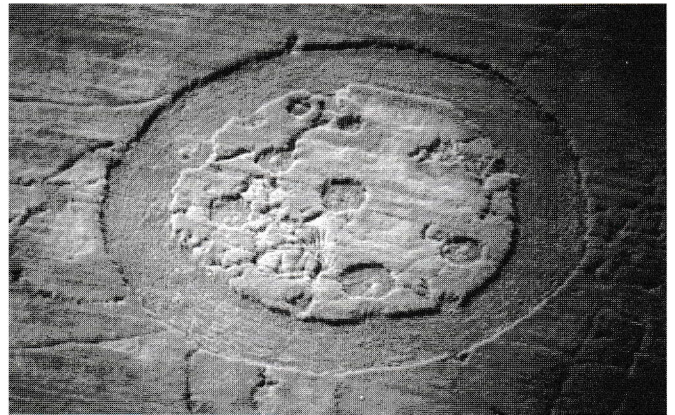
Mr. Wagner believes that he saw strange structures in harvested fields. This is being investigated at the moment. Answers to the questions as to the reasons for the unusual incidences of crop circles might be found in interesting background information about this area, which is adjacent to the Wolayer Mountains, a part of the Alps. In ancient times there was a pre-Christian sanctuary, the so-called "Sun-Spectrometer" there. Supposedly, this consisted of a standing stone whose top was decorated with two horns. Between these horns was a hole. This hole had shown the point of the sunrise on the summer solstice. The monument was later destroyed and only a few years ago rebuilt by modern druids. Therefore there is a connection to pre-Christian sanctuaries which, without exceptions, were built on significant energy points. Further investigations would be necessary.

Directly above the Wolayer Mountains astounding sky phenomena were observed in the summer of 1997. Apparently, hundreds of tourists could see a shining blue disk which hovered above Wolayer. This sighting, too, was seen in connection with the sun-spectrometer. Interestingly, local folk stories know about nature ghosts, like elves and fairies, who talked to people in and through crop: prehistoric crop circles in today's Austria?

Besides this, prehistoric drawings in Wolayer show symbols which are very similar to the symbols in crop circles. Here, too, further investigations are not finished. As mentioned before, the examination of certain aspects is still underway. As soon as more results come up I will report on them.

Finally, on behalf of all crop circle enthusiasts, I want to thank Mr. Wagner and Ms. Kreidler for their interesting investigations and the photos with which the Austrians crop circles were documented.

## PHOTO GALLERY 1998 (Part 2)



Alrewas, Staffs. (Ute Sayer)



Burntwood, Staffs. (Ute Sayer)



Countesthorpe, Leics. (Ute Sayer)



Yoxall, Staffs. (Ute Sayer)

GCR ref. / A

Sender's name & address.....

Telephone/fax/e-mail.....

Location: Nearest village/town/road.....

County (state/province/country).....

Name & address of farm(er).....

Telephone/fax/e-mail.....

Crop: ..... OS map reference (UK) 

--	--	--	--	--	--	--	--	--

Date(s): Appeared.....Found.....Visited.....

Would the farmer/landowner prefer confidentiality until after harvest? YES/NO

**Notes & Details:** (If possible, please provide a sketch/survey - on separate paper if necessary - showing measurements, directions of flow, tramlines, magnetic north and any noticeable local features such as tumuli, churches, ancient sites, power lines, transmitters, streams, houses etc. Dowsing results would be useful, as would photographs. Thank you.)

GCR ref. AE - /

B

If you prefer the information on this sheet to remain anonymous, please tick:

*This section of the form may be used to report any unusual or anomalous effects noted whilst visiting a formation. Details of the formation itself do not need to be entered here, but can be filled out in Part A, but please indicate if your experience/s occurred on (a) different date(s) and, if necessary, use more paper to continue.*

**Physiological/psychological/health effects:**

Please give details of what effect/s you experienced (indicating your general health background, if relevant) as a result of visiting the formation, whether this was during or after the visit, how long the effect lasted and whether your location in the formation made any difference.

**Equipment malfunction:**

Please describe any malfunction of cameras, camcorders, batteries, compasses, watches etc.

**Animal behaviour:**

If there were any animals present, did you notice any interesting behaviour or reactions?  
Did anything attract your attention involving wildlife (e.g. unexpected noise, or unusual silence)?

**General anomalies:**

Please give details of any "out-of-place" sights, sounds, smells or tastes - or experiences in general which may not fit any of the above categories, including dreams, visions, premonitions, time-distortions etc.

Do you consider crop formations to be created by: people  
(please tick appropriately) natural forces  
paranormal/supernatural agencies?

Time spent in formation .....

Weather conditions .....

If you had no noticeable experiences at all connected with your visit, please nevertheless indicate where appropriate by inserting the word "None". Thank you for taking the time to fill out this form.

# CROP CIRCLES & COLD NUCLEAR FUSION

Extending the themes of her article in issue #21, *DeAnna Emerson* considers the reasons for suppression of the "IO Torus" symbol.

PREVIOUSLY I PRESENTED overwhelming evidence from *Mars/Earth Chronicles*, sequel to *Mars/Earth Enigma*, that an extraterrestrial civilisation has been visiting Mars and Earth, perhaps for billions of years, inscribing monuments on the Martian surface. During these visitations, this highly sophisticated civilisation taught their earthly descendants - native tribes such as the Maya, Dogon, Hopi, Blackfeet and Navajo - a "pictographic" alphabet later passed on through the sacred teachings of these tribes. Indeed, the EA ANNA Scripts numerical system is identical with that of the Mayan. Today, this peaceful extraterrestrial civilisation is returning to Mankind the gift of the sacred geometrical language, written in crop circles all over the world, a multi-disciplinary language - pictographic; sign; written and spoken.

And yet, this is only half the story. The EA ANNA Script, almost lost to the ongoing suppression of native tribes, turns out to be a Tetrahedral, or Hyperdimensional, language associated with physics and "free" energy systems: devices that "levitate", losing at least 4% of their mass weight, indicating that the earliest civilisations used these principles to levitate huge monuments into place.

During the suppression of the EA ANNA Alphabet, one symbol in particular - the circle with a dot in the centre, the IO Torus - was altered by the northern Semites to a circle containing a cross, effectively "capping" the well of energy, so to speak. As the centuries unfolded, the Romans attempted to erase the IO Torus symbol from the language associated with the "Mother", murdering and suppressing the native people's use of these symbols, forbidding these cultures from speaking or writing the EA ANNA Script.

As my research continued, I was puzzled by the possible reasons for the suppression of this symbol, so effectively suppressed that the "encircled dot" was not even included in the Roman numerals. Although I had discovered the first numerical symbol in the EA ANNA Script's connection with levitation experiments, I couldn't help but wonder if there was more to the story - until finally my quest led to a startling discovery. And yet, I wondered, was there sufficient evidence to substantiate this theory? Indeed there was.

Since I first discovered the EA ANNA Alphabet's connection with extraterrestrial life on Mars and the crop circles, significant evidence has convinced me that the IO Torus symbol - a circle with the "dot" or "line" of energy through the centre - besides representing the letter "A" minus the bar, and number called the "Pure One" throughout history, also represented the wave and particle known to exist in the atom, perhaps even that of a particular element. But which element, I wondered.

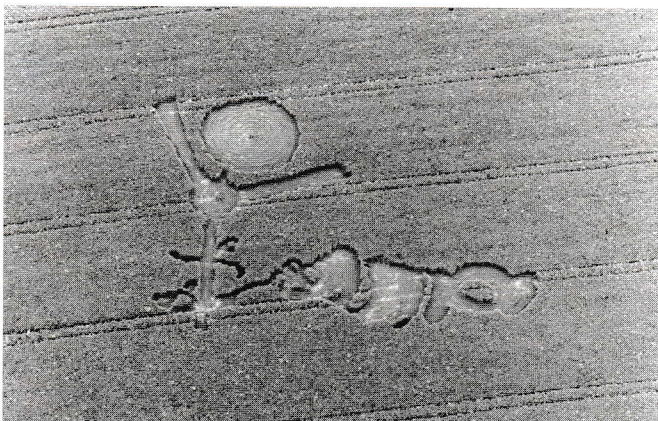
Then I uncovered evidence to support my conclusions in early alchemical and chemistry manuscripts, where many symbols from the EA ANNA Alphabet can be seen as specific elements. John Dalton, an English physicist and chemist, devised an element table in 1803 that displays the "encircled dot" as representing the lightest element, hydrogen, with an atomic weight of "One", explaining the term, Pure One, as water consists of two parts hydrogen and one part oxygen. The "dot" in the centre of the EA ANNA symbol represents the proton at the centre of the hydrogen atom. Furthermore, hydrogen, the smallest of the atoms, is now considered the baseline for humans rather than carbon, indicative of Mankind's crystalline structure. Bear in mind that the symbol for hydrogen, and element associated with Cold Nuclear Fusion, has also been

photographed in numerous crop circles, indicating that the most crucial message written in crop circles may be information concerning the world of particle physics and/or particular atomic structures.

Barred from teaching at England's most prestigious universities, Dalton also observed that all the crystals of a particular compound or element have a unique geometric form. Copper crystals, for instance, are always in the shape of squares; quartz crystals are six-sided; and the crystals of garnet look like miniature triangles - shapes found in the EA ANNA Script as alphabet symbols. What an efficient and logical language - an alphabet that could be used telepathically or pictographically or as a "sign" language or written and spoken, and on and on until we discover its use as hyperdimensional symbols associated with the building blocks of matter, including, I was certain, the so-called "new" science of nanotechnology.

What we have, then, is an IO Torus symbol found in the EA ANNA Alphabet, a sign Goddess-worshipping civilisations associated with the sun - the hydrogen atom currently associated with cold nuclear fusion, "free" energy systems and, sad to say, the hydrogen bomb. While this evidence may be mind-boggling to say the least, we should not be too surprised, considering that these symbols are inscribed on the surface of Mars and on the "face" itself, signs obviously left by a highly sophisticated civilisation that would have had access to a very highly evolved technology. After all, cold nuclear fusion has been associated with the propulsion system of UFOs, although it is crucial to remember that although the hydrogen symbol was supposedly suppressed and thus forgotten, there is undoubtedly a group of men on earth who know exactly what this sign represents and the power inherent in its discovery. This explains the ongoing UFO experiments conducted by world governments - in Nazi Germany during World War II and currently (in the USA) at Area 51.

In other words, there is no solid evidence that an extraterrestrial civilisation is in collusion with the existing power structure, although there is certainly evidence that native tribes all over the world have been the victims of these powers and the EA ANNA Alphabet - the language of their ancestors, a peaceful extraterrestrial civilisation - has been continuously suppressed because it is associated with the hydrogen atom and cold nuclear fusion. At this time in history, then, the secrets of the hydrogen atom remain in the hands of a few powerful men, when instead they belong in the hands of the People.



*West Overton Hill, Wilts. (Busty Taylor)*



---

# THE SECRETS OF DECEPTION

*Chad Deetken* takes a look at NBC's latest documentary on crop formations and raises questions about the motivations behind it.

SISYPHOS IS A character in Greek mythology who was condemned for eternity to an endless struggle of rolling a large rock up a mountain only to have it come crashing down again. Serious researchers of unusual phenomena should be able to relate to this tale. Toil for years, gather solid evidence and then have it dashed by a mindless act. Repeat this scenario over and over.

The producers of NBC's recent documentary "Unmasked: Exploring the Secrets of Deception" are the latest in an endless series of "mindless acts" plaguing the research scene. Instead of taking the time to carefully examine and weigh all evidence, they simply took the easy route and swallowed the claims of the hoaxer - that crop formations are not the results of an unknown force but a clever human fraud. But then, would one expect a balanced view from a program entitled "...the Secrets of Deception"?

To be sure, the 300' diameter formation Rod Dickinson, John Lundberg and Will Russell made in a field of wheat in New Zealand is impressive. They apparently made it at night in just under 6 hours using only simple tools. Through time lapse photography one can see the formation being created in leaps and bounds, circle by circle. However, there are things wrong here, things that may have escaped the average viewer. Here are just a few points:

(a) The documentary's main premise - the ability of humans to create crop formations - has never been a point of contention. Anyone with a plank and a piece of string can do it! What we do contest, however, are the unsubstantiated claims of a few hoaxers to having made nearly every single formation ever discovered (over 5000 at this point). We dispute their claims by virtue of sheer numbers, quality, complexity, lack of damage, presence of diatonic ratios, sacred geometry, sacred numbers as well as the circumstances of the formation's arrival. We likewise dispute their claims by virtue of scientific evidence, such as the findings of Dr. W. C. Levengood and others.

(b) It is a known fact that the vast majority of formations appear at night. A survey taken one year (1992) showed that two thirds came on nights when it was raining, wet, and heavily overcast. The producers of "Deception" would have us believe the three hoaxers were working in total darkness. Nothing could be further from the truth. Not only was it a two-thirds full moon that night, but there were spotlights hanging from cranes in order to make filming easier. Compare this virtual daylight to nights when you can't see 5' in front of you.

(c) It was claimed that the only equipment they used was a ball of string, a measuring tape and a wooden plank. Compare this to the mind-boggling array of equipment dragged into the fields by contestants in a hoaxing contest held some years ago. Also, I would defy them to explain how they inscribed the fairly complex pattern from a piece of paper onto the field with only a piece of string. Michael Glickman once asked an architectural firm what it would take to reproduce the Windmill Hill formation (1000' diameter and made of 200 circles). After studying it for a few days, their estimate was one of many days' work and thousands of dollars in costs.

(d) Very little detail of the ground lay was shown. An aerial photo paints a pretty picture but tells little about possible origins

Anyone who ever accepted a counterfeit \$20 bill can tell you they would not have been duped had they inspected it closer. So too with crop formations. Careful inspection is required in order to determine authenticity. Damage to crop, soil compaction, complex weaving, footprints, various anomalies in the way the crop is laying, fluidity of the lay, spilled seeds, etc. are all signs one must look for. To suggest that three men running around for six hours stomping crop with planks is enough to create the strange effects we often see, yet not cause damage, is a bit much to believe. We have seen other man-made formations with substantial damage. It is a coincidence virtually no ground details were shown? It is also a coincidence the field was harvested and the formation destroyed before anyone could inspect it?

(e) The centre of the inner circle was not shown. This, by their own admission, was the pivot point from which the whole formation was laid out. Some years ago, Arthur C. Clarke had a formation made in England. The centre of that one was completely trashed because this is where one had to stand with rope in hand while someone at the other end of the rope measured out the rest of the formation. Funny - Clarke didn't show the severely damaged centre on his programme either.

(f) The circle makers admitted they knew nothing of diatonics and sacred numbers and made no effort to include these in their designs. How is it, then, that a great many formations show these? Dr. Gerald Hawkins, an astronomer and mathematician, determined the chance of diatonic ratios he found in many formations were thousands-to-one. Diatonics relate the ratios of musical scales to each other and are far more complex than what was suggested on the programme.

(g) Like other hoax claimants, these three cannot explain the high incidence of electronic failures and camera malfunctions within crop formations. These failures have not been reported in man-made formations.

(h) One of the most important omissions of the program is that these hoaxers, as well as others, readily admit there is a real crop circle phenomenon. They have all had extremely strange experiences in the fields while in the act of making a formation. On a few occasions, they found that the design they were about to hoax was already in the field.

Besides the shortcomings of "Secrets of Deception", it is important also to consider the nature and motivation of the hoaxers. Although they like to portray themselves as fun-loving pranksters, they are not.

These hoaxers are, first and foremost, vandals who sneak into unsuspecting farmers' fields under cover of darkness and, if we are to believe all their claims, have caused around a million dollars worth of damage over the years. Little wonder there is a price on their heads.

Nor should they be accepted as artists expressing their talents in a unique manner. Anyone wishing to express their artistic talent in farm fields need only make a deal with the farmers and then charge admission to their works of art. Sneaking around at night like burglars and car thieves is unacceptable behaviour.

# IS SOUND BEHIND THE CREATION OF CROP CIRCLES?

Freddy Silva presents indications of an aural component in the phenomenon.

DESPITE EIGHT YEARS' work on crop circles, this is my first attempt at the printed word in *The Cereologist*. Call it "limelightphobia"! But some readers will know me from my research with infra red photography, Colin Andrews, Gerald Hawkins, or the geometric components of crop circle designs. I was the unlucky bugger originally contacted by John Wabe/Wheyleigh the day before the Oliver's castle "snowflake" was made, and the infamous video fell into my hands. (For the factual account of the *real* events, visit my web site.) I'm a writer, award-winning art director, credited press photographer, musician and student of life. In other words, I work hard at keeping my mind open. That concludes the brief yet informative resumé.

While working on chapter seven of my crop circles book *Secrets In The Fields*, several areas of research suddenly congealed into an epiphany, which I believe is now worth sharing so that others may further explore this idea.

Maths and geometry were taught in such an inquisitorial fashion at my school that many pupils of my time (the 70s - don't laugh!) regarded the stuffing of a ferret down the trousers as a comparatively painless exercise. But helping Gerald Hawkins prove the existence of diatonic ratios and Euclidian geometry in the pictograms changed my aversion to anything Pythagorean. It provided me with an appreciation and a visual connection between the above disciplines and our beloved agrilyphs. But there was a deeper undercurrent. So I developed a strange impulse to redesign the entire *Andrews Catalogue*, mostly by painstakingly correcting aerial photos - some 300 of them.

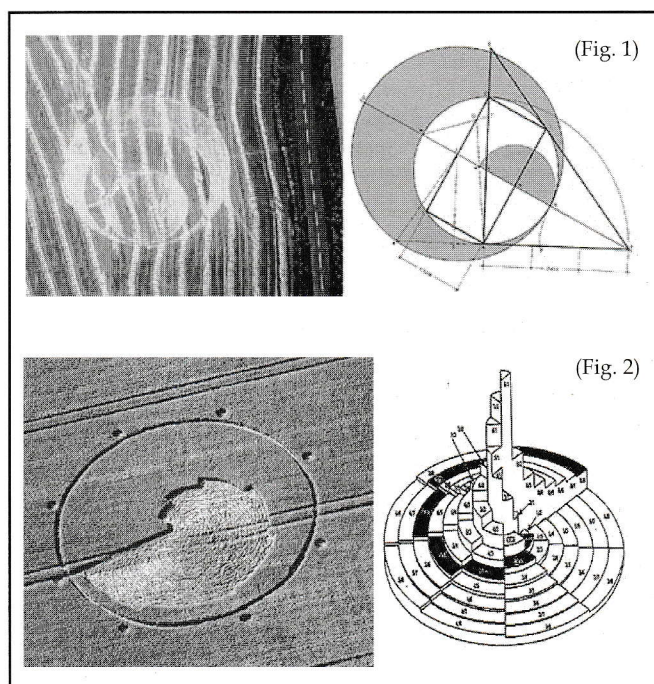
What became clear from this Cyclopean exercise was that most crop circles flaunt the principles of sacred geometry, either visually or veiled within the construction blueprint, much in the same way that ancient esoteric knowledge was hidden within the framework of cathedrals. In his visionary work *The Sophistication Of Agrilyph Geometry*, John Martineau was perhaps the first to see this coded information in the early phases of the phenomenon. (Incidentally, his work fell into my hands after I had discovered this connection, which I hope helps further validate our lines of enquiry.)

As most of you will recall, Prof. Hawkins went a step further by using the principles of Euclidian geometry to prove that four theorems could be derived from the design relationships. More significantly, he discovered a fifth theorem from which he could derive the other four. To date, half a million subscribers to both *Science News* and *Mathematics Teacher* have been unable to create such a theorem, which Euclid himself had only hinted at twenty three centuries earlier. The equal ring branch of that theorem subsequently appeared as flattened barley at Litchfield in 1995.

Ancient Greeks once remarked that "geometry is frozen music". To their Egyptian teachers sacred geometry and music were inextricably linked, since the laws of the former govern the mathematical intervals that make up the notes in the western music scale - the diatonic ratios. Coincidentally, Hawkins' Euclidian theorems had also produced diatonic ratios. Thus, geometric theorems were linked with music, and crop circles were proved to contain musical notes, which are themselves the by-product of the harmonic laws of sound frequency.

Since it's not uncommon for the Circlemakers to react to the thoughts of researchers, I asked for further clues: what was the

sound connection? As if on cue, the fields offered two answers. In 1996 the "three-bubble" formation at St. Neots (Fig. 1) demonstrated the combination of two important figures, the 3/4/5 triangle and the Golden Mean, which gives us the diagram necessary to produce musical ratios (as exemplified in *The Divine Proportion* by A. E. Huntley); at Stockbridge (Fig. 2) the crop formation known as "the ratchet" was, in fact, a 2D representation of Pythagoras' circular lamdoma, which shows how musical harmonic proportions can translate to physical dimensions. Then the embossed formation at Goodworth Clatford (Fig. 3) gave the proverbial nod to sound, for here was a representation of a cymatic pattern in 5000 sq. ft. of barley. And it led me straight to a smoking gun.



In 1967, Swiss scientist Hans Jenny published the first of his painstaking studies of the vibrational effects on physical media such as water, plaster, oil and sand - Cymatics. By transmitting sound in the shape of a monitored frequency through these

elements, he was able to capture on film the exact geometric pattern that sound makes as its vibrations move through these substances. Changing the vibration altered the shape of the geometry captured in the receiving substance - a low frequency produced a simple circle encompassed by a ring, whereas a higher frequency increased the number of concentric rings around a central circle. As the frequencies rose, so too did the complexity of shapes, to the point where tetrahedrons, mandalas and Pythagorean forms could be discerned. Thus Jenny not only managed to solidify sound, he also enabled humanity to observe frozen music.

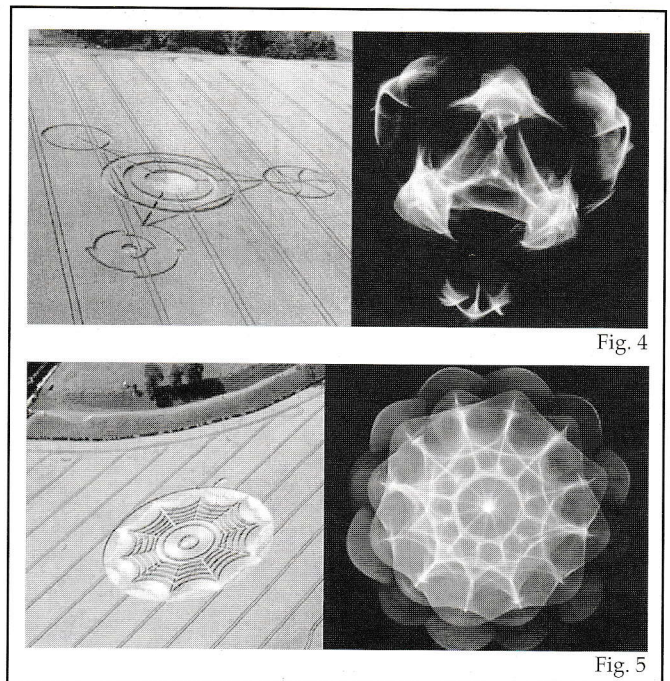
Finally, Jenny's work provides a physical connection between sound and the creation of crop circles, since many of the vibrational patterns found in his photos mimic their designs. Some are clear imitations, such as a circle surrounded by concentric rings from the 80s, the tetrahedron at Barbury Castle in 1991 (Fig. 4), the Froxfield "flower" and Avebury "spider's web" of 1994 (Fig. 5) - even the highly structured Pythagorean-based star fractals of 1997. Other photos demonstrate the construction geometry encoded within crop circles, but only visible upon dissection of overhead photographs by compass or computer - as performed by Martineau and myself - such as the "Cherokee star" of Bourton (1997).

But I saw another coincidence: the relationship between the rising complexity of Jenny's cymatic geometries in proportion to the rise of dispensed frequency matches the historical sequential development of the pictograms. Crop circles began appearing as simple circles in the 70s and developed in an exponential curve through the 80s into today's complex pictograms, much in the same way that Jenny's work shows an increase in design complexity relative to the rise in frequency applied.

This coincidence echoes the repeated claims by many channellers, mediums and sensitives back in the early 80s that the Earth is undergoing a change in frequency - a raising of the earth's vibratory rate - a sentiment also shared by native tribes around the world. But more material corroboration comes from dowzers such as Richard Andrews, who have consistently observed how the energy levels in crop circles (and their affect on local Neolithic sites) have been rising steadily over the years. That these energies are spilling over into nearby leys was confirmed last year when my CPR field colleagues and I would simultaneously get whacked with tremendous energy as we crossed the ley running from Knapp Hill across to Horton; the same was reported by half a dozen individuals. Days later, the massive Milk Hill fractal appeared in between. Coincidence? Or is there a noticeable build-up of energy as the patterns become even more Cyclopean? If so, 1998 will see energies becoming more disturbing, and care should be exercised when entering formations from now on.

If a link can be proved between the frequency required to generate any of Jenny's specific cymatic patterns and the frequency analysed in their crop counterparts, we may be opening a huge floodgate, not only in understanding how the designs are generated but also in what exactly we can achieve with them. Unfortunately, Jenny is now on the other side of the veil, so securing this data has been a minor nightmare, but I will inform you of developments.

Despite this setback, some clues are available. Many will recall the famous "trilling sound" - the one responsible for rendering a BBC TV camera obsolete. Obviously, if sound is a main component in the creation of crop circles, it can certainly be interacted with. At the "gridded square" formation (Etchilhampton, 1997) both my colleague Jane Ross and I heard a definitive tone which Jane recorded. Given that the ratio of its dimensions was 4:3, diatonic note F, it was astonishing to see that the tone recorded was just a quarter tone above F.



Incidentally, the quarter tone between F and F# is considered by Eastern traditions as "Hu", the tonal vibration of the Earth. This correlates to the above design's history; it is linked to the Dionysiac Architects whose traces go back to the Freemasons of ancient Egypt. To cut a long story short, the gridded square was used to apply the Hermetic maxim "as above, so below" on Earth. (Coincidentally, this phrase was part of a channelled message at the site.) As an added bonus, this field in 1996 yielded the curious 3/4 mile avenue with the strange glyph; the latter turned out to be the Buddhist symbol for the base chakra. Here exists an additional connection to Eastern philosophy, and the music of Ravi Shankar in particular - experiments by Retallack in 1969 showed how plants bent in excess of 60% when exposed to the Indian musician's sitar melodies. No doubt there will be a run on sitars by hoaxers!

Noted dowser Hamish Miller, among others, has consistently revealed that crop circles discharge dowzable patterns of energy in coherent geometric structures - Teutonic crosses, 9-, 10- and 12-pointed stars - the same geometric patterns which formed part of esoteric sacred geometry in Egyptian, Buddhist and Arabic cultures, since popularised in the West by Pythagoras.

This relationship between sacred geometry, maths and music is especially important in Buddhist mandalas whose elaborate geometries are claimed to be the physicalisation of chants which are then used for meditation. In Arabic culture these relationships have been meticulously preserved in mosaic design as the very essence of Creation. In both cases, the geometry mirrors crop circle designs in either their outward appearance or in their respective construction skeleton - which, in turn, bear a familiarity to Jenny's photographic evidence.

It is no coincidence that a large percentage of crop circles have been identified with, and by, ancient cultures. To this day their histories are honoured through song and music, their healing rituals performed with sound or rhythm. In *Secrets Of The Soil* Peter Tomkins reveals how Hopi natives danced in a field during a severe drought, chanting specific notes. By harvest time the only area in the vicinity to yield a harvestable crop was the one exposed to their vibratory tones. He goes on to detail experiment after experiment of plants' exposure to specific melodies and the increase in their vitality.

Could this "vitality" correspond to the microscopic changes

found in the crystalline structure of affected plants? Several farmers have expressed a passing observation that their crops appear "healthier" the year following a crop circle in the same field. According to Dr. Levengood, seed germination tests from mature plants in crop circles also show rapid development and faster growth patterns.

A litany of positive results has been obtained for at least a century by US and Russian agriculturalists who exposed plants to vibratory frequencies. In 1930 the US Department of Agriculture experimented with radio frequencies, stimulating growth and health in crops. When T. C. Singh, head of botany at Annamalai University, exposed plants to Indian devotional song the number of stomata in the experimental plants was 66% higher, the epidermal walls were thicker, the palisade cells were longer and broader than in control plants, sometimes as much as 50%. I can't help thinking of the similarities to Dr. Levengood's work.

A further connection between sound and crop circles exists in the structure of the affected soil. In 1960 agricultural researcher George Smith found that exposing corn to frequencies produced a higher heat content in soil as well as a slight burnt appearance in the plants. I have observed this "slight burning" in the wheat stalks of genuine crop circles; cutting these at ground level reveals a malty fragrance, as if they've been cooked from the inside, an observation backed by the drier soil conditions inside affected areas, as noted by Chad Deetken, a Canadian farmer, myself and several of my infra red aerial shots - the ground water appears to evaporate in and around genuine formations.

And that trilling sound? Research by Measures and Weinberger at the University of Ottawa revealed accelerated growth in wheat subjected to a frequency of 5.0kHz. Colin Andrews once sat in a crop circle at Kimpton and asked, "God, if only you'd tell me how these things are formed" - and was answered by the warble, since analysed to beat a gnat's whisker away a 5.2kHz.

As Robert Lawlor once wrote in *Sacred Geometry*, "Both our organs of perception and the phenomenal world we perceive seem to be best understood as systems of pure pattern, or as geometric structures of form and proportion. Therefore, when many ancient cultures chose to examine reality through the metaphors of geometry and music they were already very close to the position of our most contemporary science". The musical scale, constructed on the harmonics of sacred geometry, and now found within the framework of crop circles, represents the mathematical structure of the soul of the world because it embodies the essence of the universe modelled on it.

In them we see the embodiment of musical and geometrical elements as they give rise to designs of perfect symmetry, proportion and harmony. This may explain why people just aren't as aroused by man-made formations regardless of how coherent they look, especially from the air: their ratios are off the mark and fail to activate a harmonic vibration, provoking apathetic, even negative, reactions within the viewer.

The same applies to a genuine crop circle: distort or remove just one element and the communication between viewer and design is short-circuited. It simply becomes a work of art without effect. But show people a mere photo of the real thing and their eyes light up, they become emotional, light-headed, ecstatic, benevolent, dizzy, even noxious. To quote Peter Tomkins: "(Edward) Bach believed that everything that lives radiates...he realised that plants with high vibrations were able to raise the lower vibrations of human beings. As he put it, '...herbal remedies have the power to elevate our vibrations and thus draw down spiritual power, which cleanses the mind and body, and heals'. Bach compared his remedies to that of beautiful music or arrangements of colour, or any gloriously uplifting

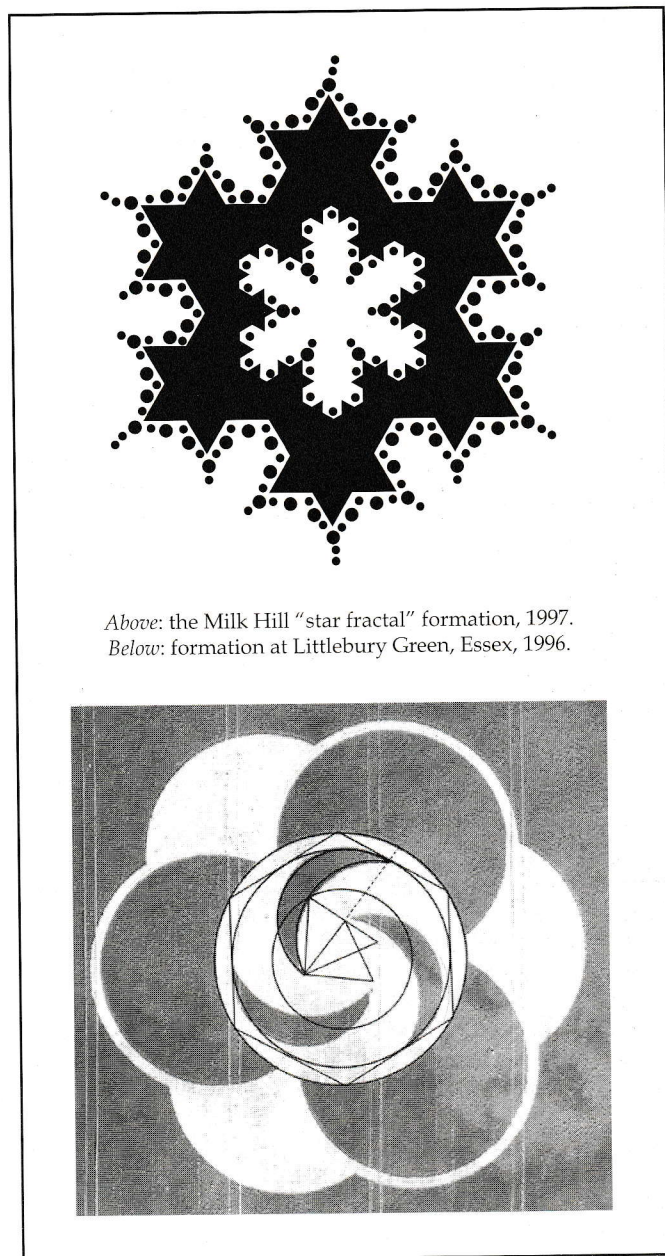
medium that gives inspiration; his cure...was to flood the body with beautiful vibrations from wild herbs and flowers, in the presence of which 'disease would melt away as the sunshine'."

It is significant that many similar experiences by people interacting with crop circles have been catalogued, just as one of my colleagues has distilled Bach-style essences using crop circle photographs via radionics. The results have so far proved overwhelmingly positive and will be the subject of a future article. I have also been privileged to work with an institute in Germany which is using crop circle photos in resonance therapy - again with astonishing healing results.

Our eyes may be attracted to the designs in golden wheat but the real message - a basic language common to all nature - is reached at a deeper level, triggered by an underlying code based on sacred geometry and sound - the very same code whose formulas were zealously guarded by ancient esoterics as the knowledge of the Godly.

What we are reading in the fields of England, and now throughout the world, could very well be the hymn of Universal Law.

(Web site - <http://www.nh.ultranet.com/~lovely>)



Above: the Milk Hill "star fractal" formation, 1997.  
Below: formation at Littlebury Green, Essex, 1996.

# LETTERS

Ayesha

from Joan Good

When I read Ron Hill's letter [issue #21] re Ayesha (and Jobe pronounced Jobe) mentioned in Paul Bura's book *Quest For Contact* (an excellent read) as possibly being unconsciously influenced by Rider Haggard's book *She*, because characters of the same name are mentioned, I was surprised that the alternative had not been considered i.e. that perhaps it was Rider Haggard who, being a "sensitive", as some writers unknowingly are, had inadvertently tapped into the planet's prehistoric past to get his information.

To quote an example, a book by Morgan Robertson published in 1898 was about a ship called *The Titan* which was hit by an iceberg, the hull torn open and then sunk with an appalling loss of life because there were insufficient lifeboats. All these details, and others which I can't recall, came chillingly true when the *Titanic* was sunk on 12th. April 1912. How does one explain that?

Such "co-incidences" happen in many spheres of life when something is discovered, invented or written by two or more people simultaneously, much to the chagrin of the participants. So, I believe that occurrences such as these, which transcend logic, should also be taken into account before a verdict is reached!

Also Ayesha

from Michael Green

Your correspondent Ron Hill has contributed an amusing comment on the use of the name Ayesha (She who must be obeyed) in Paul Bura's channelled material quoted in *Quest For Contact*. He suggests that the name was a subliminal memory of Paul's in his channelling of Jobe, a discarnate spirit remembering a previous lifetime as a Celtic priest. However, Paul has absolutely no recollection of either having read Rider Haggard's book *She* or seeing the film of the same name.

As a student of comparative religion I was interested in this channelled material, which might shed more light on the Celtic mysteries and the ritual use of ancient prehistoric sites. As I stated in my foreword to *Jobe, Servant Of Gaia* (1995) by Andy Thomas: "I would have been suspicious of information which merely repeated the well-published conventional wisdom about this period. But this had not happened here. For example the tribal people he described worshipped the earth Goddess 'Ayesha'. No such goddess was known amongst the Celtic peoples, but in Northern Europe at this time the collective name for deity was *AEsir*, a specialist detail of which Paul Bura is most unlikely to have been aware."

In his magisterial study *Gods of the North* (1955) Brian Branston states, "The Northmen of the Migration Age called the race of their gods *AEsir* from a singular form *aes* meaning (for them) 'god'." In the cosmography of that ancient system *Aesir* appears to define the ultimate place of Deity in the Nine Worlds. Branston believes that the Scandinavian deities originally had an eastern source, possibly part of the great Indo-Aryan cultural movements. The name may therefore have passed into Middle-Eastern etymology as a girls's name, in the same way that "Anne" is derived from the name of the Celtic goddess Anu.

Jim Diletosso - fact or fiction?

from Emily Rogers

Readers might be interested to know of the interview with Jim Diletosso (head of Village Labs and one of the experts consulted about the "Oliver's Castle Video" last year) which appears in the May/June issue of *UFO Magazine* (the UK version, that is).

I had been under the impression that Diletosso was in favour of declaring the footage "possibly genuine", but he comments, "...It's just a curiosity, but the highly suspect, highly dubious 'Oliver's Castle' [video] balls of lights, they are of the same characteristics as the Phoenix Lights. Now that doesn't mean that the 'Oliver's Castle' video can now be accepted and embraced as not a hoax. I believe that there is some circumstantial evidence that it could be a hoax because it could be manufactured. There's also evidence that it's not a hoax..."

But most interesting is the postscript at the end of the interview:

"On Friday, 6 March 1998 news emerged that the *Phoenix New Times* had published a damning exposé on Jim Diletosso and Village Labs. These centred on accusations of financial fraud to the tune of several million dollars and court orders to stay off eviction from premises occupied by Village Labs. The *Phoenix New Times* also alleged that Diletosso's claim that Village Labs assisted in special effects for the hit movie 'Titanic' were false, as were his claims that he helped analyse the Billy Meier 'UFO' photographs."

"It was further alleged that purported 'photo analysis' by NASA technicians (concerning a series of UFO photographs taken in Puerto Rico), had been concocted by Diletosso using fake NASA stationery."

"Diletosso's claimed Ph.D. was also found wanting. (Diletosso later acknowledged he had no such qualification.)"

"No newspaper would publish such a string of serious allegations unless entirely satisfied they could be proven in any potential libel case that might ensue."

This is strong stuff and if anyone can shed further light on this situation (especially if anyone has that particular copy of the *Phoenix New Times*), I'd be pleased to hear from them through *The Cereologist*.

**"Mad Cow & Partner"  
team caught red-handed by  
secret camera!**



# UNFOLDING THE CROP CIRCLES

Jens Rowold uncovers the significance of the tetrahedron's relationship to crop formations.

ONE THING THAT is absolutely clear about crop circles is that they give us some remarkable, exact geometric relationships. Remember the work of John Martineau, Gerald Hawkins or Wolfgang Schindler, who have shown us that the geometric shapes of the pentagram, the pentagon and others fit neatly into the crop formations. They make sense, and give us some hints to the deeper meaning of the formations. They also worked with equilateral triangles, cubes, etc.

If one is about to analyse the crop formations, than you have to start with simple things.

The most simple thing in three dimensions is the tetrahedron. It is the platonic solid made up from 4 equilateral triangles. But this object exists in three dimensions. Crop circles are two-dimensional. So we must bring something from three dimensions into two dimensions.

This reminds us of the problems which quantum physicists are facing: Energy is said to be in a 4- (or more) dimensional world. The world we see is made up from 3 dimensions. But everything in this 3D world is acting from the energy of the higher dimensions. So how is this energy coming from the higher dimensions into our three dimensions?

It is interesting that modern physics uses the most simple thing in the universe - the tetrahedron - to explain these energy flows from higher dimensions to our 3D world.

Physicists are saying that everything that is rotating gains its energy from the fact that it is rotating in higher dimensions also. And the higher dimensional rotating is letting some energy flow through the tetrahedron into the three dimensions. The interaction takes place if one puts a tetrahedron into a rotating sphere. This sphere is everything from the small electron up to the large sun. Let's put a tetrahedron into the sun, so that one tip will be at the south pole of it.

Than automatically the other three tips will be at the northern latitude of  $19.5^\circ$ ; they will have a distance of  $120^\circ$  of longitude from each other. Now- the sun spots, the wild eruption of electromagnetic energy on the surface of the sun, get their biggest size at  $19.5^\circ$  degrees.

This is just one example of the physics of rotating spheres, driven by a tetrahedron. It is said that the tetrahedron is just a shadow of the inflow of energy from higher dimensions.

You can view this tetrahedron (1) from mainly two positions: if you look at a tetrahedron from the top, you will see, of course, an equilateral triangle (2). But if you see it from the side, you will see a "slightly pressed in" tetrahedron (3). It will look like as if it won't be made up from equilateral triangles, and with


one longer side, two smaller sides. But it is the same tetrahedron, just viewed from the side. This will become important when we are going to analyse the major formations from 1990 and 1991 with their "fingers".

A physicist from the U.S., Richard C. Hoagland, has proven that at least one major crop formation is ultimately linked to the physics of higher dimensions. He analysed the Barbury Castle (1991) formation and showed absolutely clearly that this single crop glyph depicts the physics of rotating spheres with all its key angles (like  $19.5^\circ$ ).

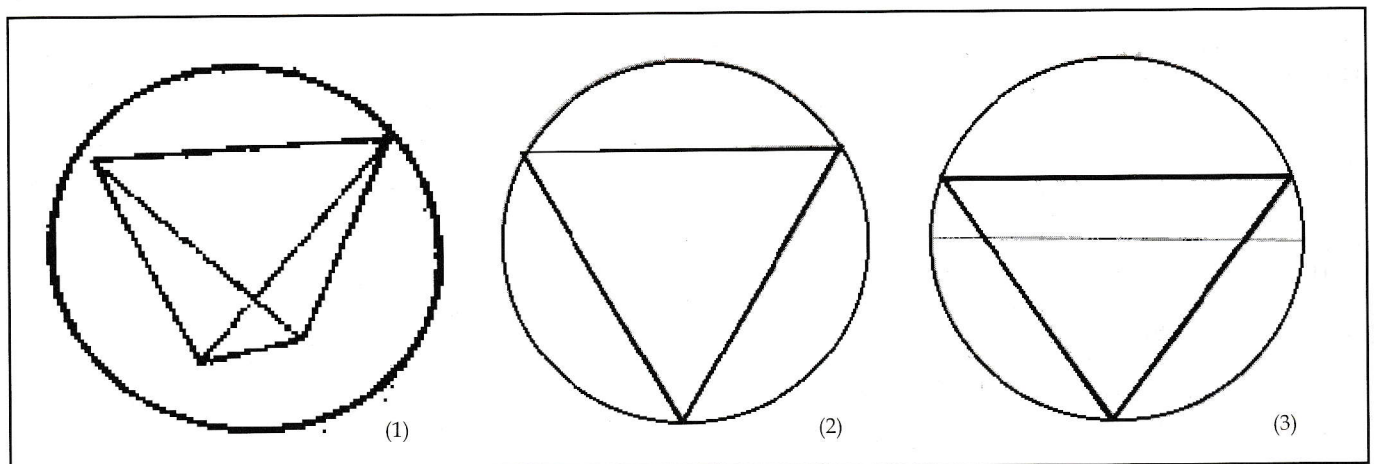
As we know, the Barbury crop formation is very complex. That is because it shows us the energy flow from higher (at least 4) dimensions to our three dimensions. It is a shadow of things evolving in higher dimensions, brought into our two-dimensional fields. So we go from four to two dimensions. That can't be easy!

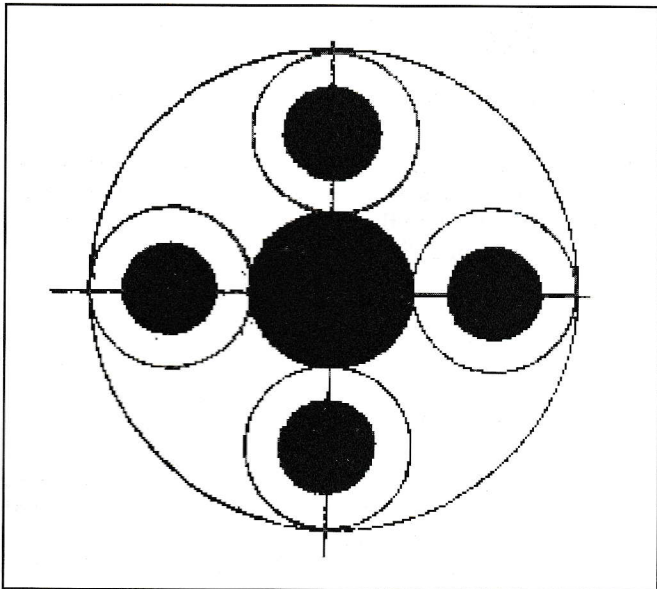
In this series of articles I am going to apply this physics further on to other formations - namely to all major formations of the last seven years.

But let's go back to the beginning of the crop circle phenomenon: let's take a look at the Upton Scudamore 1987 formation. It is a simple "quincunx" shape.

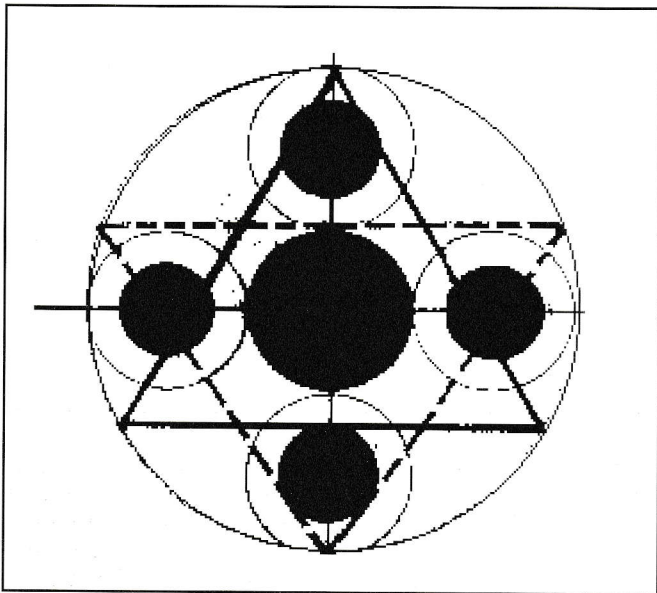


Before we can analyse it, we must have one "standard" length. We simply take the biggest circle of the formation, the middle circle, and define it as the "standard measure" of this formation. Other formations will have another measure. (Another "standard measure" of a formations is, by the way, the width of the tramlines)





Now we redraw the formation with the main measure, the middle circle. We get some kind of "medicine wheel" shape. The first radius was the radius of the middle circle. Now, by making the "medicine wheel", we have got an overall radius three times as big as the first radius. This is an important principle which will be discussed later.



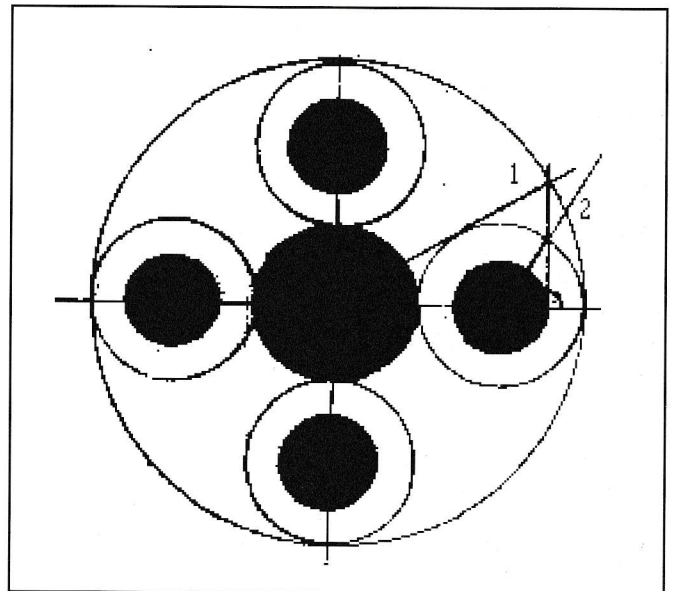
By inserting two triangles, we see a tetrahedron both from the top and from the side (dotted line). The tetrahedron can be seen from the top, with one smaller circle - the lower one - which is outside of the triangle. This view gives us the distance of the smaller circles from the middle circle. But if we take the view of the tetrahedron from the side, we see the lower smaller circle neatly enclosed by this tetrahedron. So we have got one formation defined by different views of the geometric figure which is behind all this: the tetrahedron.

The middle circle is inside the tetrahedron, and the small circles are accompanying it, but they are outside of the tetrahedron. Just as the electromagnetic wave has got two basics (the electric and the magnetic part) which are perpendicular to each other, this crop formation (and - to be seen in the next articles - all the other major formations) has got two tetrahedrons, which are perpendicular to each other. Maybe they

are just one tetrahedron in higher dimensions, like the unified field from electricity and magnetism is the one electromagnetic field, but nevertheless all this is depicted in the separate tetrahedrons.

By the way, the centre of the four smaller circles are the centres for the new drawing of the middle circle over them. And one can do other things with the small circles. Richard Hoagland was the one who extracted degrees of latitude from crop circles. He projected the inner circles of a formation to the overall diameter and then took the angles from that.

Drawing line 1 from the middle circle will give the angle of  $30^\circ$  together with the distance of the smaller circles. Line 2 starts in the middle of one of the smaller circles and gives us the angle of  $60^\circ$ . We have now the angle which you need to draw a triangle from the middle circle:  $30^\circ$ . And the inner angle of every equilateral triangle is, of course,  $60^\circ$ . This single formation from Utpon Scudamore 1987 is making itself clear through the hidden geometric structures.



This is also true for most of the other "quincunx" formations. But because they are repeating the simple circles (from the early years), they appear at different locations, too. The idea behind all this is to allow the crop circles to unfold themselves. It all started with a simple circle. We had lots of circles with different radii at different locations. Then we got "quincunx" formations. But they are built up from simple circles. And they arrange in a new ("medicine wheel" - like) way by taking one single measure. So the first shapes are repeating themselves in the new shapes of the "quincunx" shapes.

Now we take these "quincunx" or "medicine wheel" formations and apply them to the major formations of the years 1990 -1996. They repeat themselves there too.

We are going to apply this principle to all the major formations - and get some remarkable results. The information from the early formations (1980 - 1989) is expressed in the more recent formations (1990 - 1992) in a clearer way. After 1992 there are some repetitions of the old years, and some details in the formations. But each year is just an explanation of the former years. This is like a simple tumulus and Stonehenge: the single tumulus may be used for astronomical use, but we can't see it nowadays. But Stonehenge is so filled with geometrical relationships that we can tell the exact purpose of this monument from the arrangement of its stones.

*(cont'd. on p.24)*

## Part 2

The principle we used in Part 1 was a very simple one. The biggest circle one can find in a formation is the first measure. This radius is multiplied by three to get the "bigger idea" behind the first formations - something that I would like to call the "medicine wheel". Inside this "medicine wheel matrix" there is a platonic solid - the tetrahedron. The details of a crop formation are related to the edges of this tetrahedron. The implications for the platonic solids will be discussed later, but it is important to know that the multiplication with 3 has got some meaning behind it.

We started with the simple "quincunx" formations, but as one goes on to see the formations of the years following 1989, we get more and more complicated formations. This second part of the *Unfolding* articles will show that the principles of the different views of a single tetrahedron repeats over the years in all major formations. So we will see the same message again and again, expressed in slightly different ways.

### (A) Barnfield, 1990

This formation appeared at Barnfield in 1990. As one can see, the biggest circle is the one in the middle. When we take this as the "main measure", we get an effect that is called "spacing of elements". This has been discussed by Martineau and other researchers. Anyway, we see that the length of the formation is three times as long as the diameter of its biggest circle. I did not draw all five circles of the "medicine wheel matrix", as it is enough to do these three. Now we see that the famous "boxes" inside the middle circle are at the edges of the two interlocking tetrahedrons, which are viewed from the side this time. The two times two "trails" at the end of the outer circles will be at 30° north and south, if the main axis of the formation is the "equator". (Note: all "boxes" in any formation I analysed are on the edges of inscribed tetrahedrons.)

### (B) Hazeley Farm Field, 1990

This beautiful formation is from 1990 and it was discovered near Winchester. It was named "Gaia". The biggest circle has got an irregular shape and the circle which is three times as big as this first one will hit the second, "lower circle", in its centre.

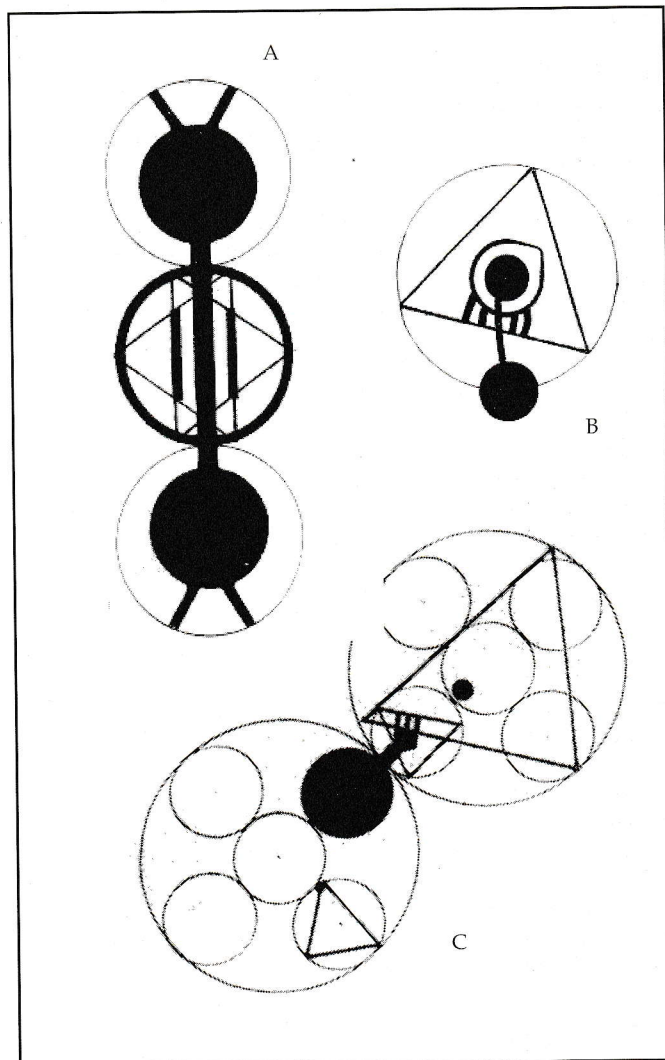
As we see, the four tracks which start from the biggest circle will end at the inscribed tetrahedron, which is this time viewed from the top. This gives us a remarkable similarity to the main model of "continuous creation", which is used by Stan Tenen and his *Meru Foundation*. (see their Web site for details).

### (C) Alton Barnes 1990

Now that we have seen the crop circles developing to "dumbbells" we come to a more complicated design, which also appeared in 1990. This "hand of God" was laid in crop in Alton Barnes. It has the feature of a "hand" with three "fingers".

A current thesis of physics is that all particles, which build up matter, are made from rotating tetrahedrons. These tetrahedrons are interlocking, because matter itself is an assimilation of little particles which together form bigger particles. Electrons, protons and neutrons will together form the atom, which will, along with other atoms, form a molecule, and so on. Moving a dimension of size higher, we see big molecules of life, like haemoglobin, which itself is tetrahedral again. So we have got interlocked tetrahedrons in living systems.

This interlocking of tetrahedrons can be seen here, too. The tips of the fingers are formed by one tetrahedron (viewed from



the side), and the base of the fingers is made by the bigger tetrahedron. This shows us some kind of energy flow from one tetrahedron to another, bigger, one.

And that is the message behind all the major crop formations, because they are all made up from tetrahedrons, just viewed from different directions. We have another "hand of God" formation from 1990. It looks different from this first one, but the message is the same: in the second "hand" the tetrahedron is viewed from the top. This is the reason for the two formations looking different - they are two expressions of the same thing: energy exchange between tetrahedrons. If you would change the viewpoint of a single tetrahedron in a formation, you will get another formation.

Now you will ask yourself if the gigantic "double-dumbbell" formations from 1990 are constructed in the same way as this "hand of God". Yes, they are! Nearly all major circles are. And, to go on, their locations are very important, too. I have shown that the location pattern of crop circles is tetrahedral. So the crop circles are self-referential. And the "double-dumbbell" formations are the key to another pattern behind the crop circles - the pattern of the medicine wheel.

This pattern has got such major implications that it will be discussed in another, separate, article. But we can see from this that the encoding of crop circles is very elegant, beautiful and multi-layered. There are at least four levels of decoding; all four are valid, parallel to each other in their meaning, and important. The puzzle is not easy to solve, and it is a long way to the solution. In the next article of this series we will see the crop circles of 1991- 1993 being analysed.



(cont'd. from p.2)

side of libelous... Watch this space."

Loathe as I am to be dragged into tit-for-tat dialogue, there comes a point where misinformation reaches such a level that it really cannot be left unanswered. In the case of SC, that point was probably reached a long time ago, but this latest edition continues with the - now almost customary - defamation of Richard Andrews and Busty Taylor, two of the longest-serving, most knowledgeable and experienced crop circle researchers around. It also complains about the lack of detailed location given out about one Hampshire formation. This is ironic, coming from an area where it has been the practice to encourage farmers to bar any visitors to their formations unless they are card-carrying members (literally) of the local team. We have excellent relations with our farmers in Hampshire, the result of years of mutual respect, cooperation and trust. If a farmer does not want a formation publicised, we respect that wish. (Everything can be seen from the air anyway.) In that way, we are granted the opportunity to carry out a full survey, the results of which are then published freely. No information is "kept".

Andy Thomas further advises, "Researchers would do well to keep their more sceptical thoughts to themselves if they want the farming community to be open in any way to taking the circles seriously." This hints at the attitude that farmers are too blind, naive and gullible to recognise the obvious signs of human involvement in a formation. What we have found is that our farmers respect honesty and openness. Anyone trying to pull the wool over the eyes of a farmer who has had experience of genuine crop circles will soon find themselves barred from the fields. Neither Richard, Busty nor anyone else involved in GCR is engaged in myth-making, misinformation or deception when it comes to crop circles. We speak as we find, and report likewise - with honesty.

## REVIEWS

PETER SØRENSEN has been producing crop circle videos for years now, and they've always had that homely "cottage industry" feel about them: no mega Hollywood-style production or huge distribution network, but *good* content. Peter's latest offering, which is volume VI in the "Humanity's Wake-Up Call" series and entitled *The Stars Alight (the 1997 Crop Circles in England)*, does contain slightly slicker special effects and editing techniques than the previous volumes, but the viewer still gets the impression of watching a labour of love as opposed to a money-spinner. Unfortunately, due to Peter being let down by those responsible, the musical soundtrack never materialised, so there are some gaps which seem overlong because of it - but this doesn't spoil the content, and as Peter says, "Play a CD of your favourite music while you watch the video."

Peter has the admirable courage to state forthrightly when he considers a formation to be a dud, and demonstrates in this video some of the signs he looks for when inspecting a crop circle. There is ample aerial footage from the 1997 season, along with some extra material after the main programme, consisting of the entire interview with Peter conducted by Janet Street-Porter and an in-depth analysis of the infamous "Oliver's Castle Video", with "an ultra-slow motion look at the *entire* video - the only slo-mo made directly from the original tape."

Another plus about Peter's productions is that, as he states, "...you may return your tape for a refund for any reason." *The Stars Alight*, which won the EBE Award at the International UFO Conference for "Best UFO Theme Related Documentary", is available for £15.00 (including p&p) from Peter, c/o Wakefield, Dindy's Cottage, #2, The Green, Alton Priors, Wilts. SN8 4JX. Cheques payable to "Peter Sørensen". Highly recommended.

STEVE CANADA, author, researcher and lecturer, must be the most prolific writer on crop circles I've come across yet (38 of his books are listed in Books-In-Print and he intended producing six more in 1997 alone). Again, his works are low-key productions, photocopied and stapled or spiral-bound. And charming: packed with information, illustrations and theories on the origin and meaning of the circles phenomenon. Two recommended titles are *Crop Circles - A Convergence Of Narrative* and *Crop Circles: Interim Report on the 1994 Season in England*.

The former is subtitled "Making Sense of the Symbols. Closing the Loop of History. Answering the Question: Why in England?" and deals with "the extraordinary and distinctive pattern fit of crop circle symbols with *one*, and only one, human historical and cultural database of Sumerian symbols." The latter explains on the cover, "Author's Translation Theory reveals consistent findings with previous seasons. New decoding principles discovered, and new identities of Returning Rulers uncovered. More Mars connections depicted."

For details and prices of his books, write to Steve at 111 W. Romie Ln. #8, Salinas, CA 93901, USA.

SHARE INTERNATIONAL is a magazine published ten times a year. Basically, it centres around the work of Benjamin Creme, its chief editor, and news on the emergence of the Lord Maitreya. In its own words, it "brings together the two major directions of New Age thinking - the political and the spiritual...and seeks to stimulate practical action to rebuild our world on more just and compassionate lines." Annual subscription is £22.50 or US\$30. UK mailing address: Share International, PO Box 3677, London NW5 1RU. (Rest of world - Share International, PO Box 41877, 1009 DB Amsterdam, Holland.)

(John Sayer)

**CORNELIA** *by Christine Rhone*

It's raining cats and dogma!

---

# CANADA'S FIRST CIRCLES?

George Wingfield reports on UFO-related rings in Canada in 1974.

SEVERAL YEARS BEFORE crop circles in England came to public notice and found their way into the newspapers there was a curious case in Canada which was most likely one of the first forerunners of this odd phenomenon. It is difficult to assess the event at this late remove but it is still fascinating to recollect people's reactions to it and the light in which it was seen twenty four years ago. There was very little suggestion that these circles, and the story of what made them, were merely a hoax.

Farmer Edwin Fuhr was harvesting his crop of oil-seed rape (canola) on his remote farm near Langenburg in Saskatchewan on September 1st, 1974. This is a sparsely populated area of the Canadian prairies and the nearest town of any size is Regina. He was driving a swathing machine, picking up the rape seed, when he noticed what he took to be a tin duck-hide at the end of the field. His assumption was that this must be some sort of a joke perpetrated by his brother-in-law, so he climbed down and went over intending to kick the "hide" and scare whoever was inside.

But he never got closer than a few yards. "All of a sudden I noticed that the grass was moving...turning near this thing. Then I saw the whole thing was turning. I backed up slow. I wasn't going to turn my back on the thing. When I got back on the swather I noticed there were another four to the left of me, all revolving. I just froze on the seat and didn't move."

For some indeterminate time Fuhr sat motionless watching the five shiny metallic hemispheres rotate and hover about a foot off the ground. He wanted to drive off but was unable to move his hand to engage the gears. He wanted to run but his legs wouldn't move. "I was terrified. I froze...I couldn't do anything," he said.

"Then they took off...straight up. There was a grey vapour coming from underneath them and a strong downwind which knocked the rape down. I had to hang on to my hat." It took two minutes for the objects to disappear into the low clouds and a further two minutes for Edwin to get down from the swather. "I wanted to be sure that they were gone."

Beneath the spot where he had seen the first hovering object was a depression in the foot-high grass at the edge of the rape field, about 11 feet in diameter. The grass on the outside was flattened and twisted into a clockwise ring. In the centre it stood upright. Then he discovered four more similar depressions, all of roughly the same size, where the other objects had been spinning. "I felt the grass to see if it was warm. There was nothing you could see and there wasn't any smell."

Deciding that he had done enough swathing that morning, he headed back to the farmhouse for lunch. "I didn't know how to tell my folks. The wife just stared at me and said I was nuts. Mother wouldn't believe it at all but had figured that I had seen something."

There are wonderful elements to this story which correspond much more to the perception of flying saucers in the 1950s and 1960s than to our perception of UFOs in the present day. Clearly the depressions in the long grass fit the description "saucer nests", which was a term occasionally applied to such circles found in Australia during the late 1960s. The grey vapour pouring from these saucers as they ascended into the sky is reminiscent of the fictional rockets and space vehicles of the Buck Rogers era.

Although accounts of alien abductions were not widely discussed at the time, and were barely a matter of public knowledge, Fuhr's description of the way in which he was frozen motionless is similar to other such cases in close UFO

encounters. Remember that 1974 was long before Budd Hopkins and Whitley Strieber had popularised the phenomenon in their books and before John Mack and David Jacobs had entered the abduction scene. However, the abduction of Betty and Barney Hill, described in *The Interrupted Journey* (1966) by John Fuller, had been published a few years before.

Much later it was suggested that Fuhr had experienced missing time during his encounter and he is not adverse to such an interpretation. One abduction researcher contacted him a few years ago and arranged to travel to Langenburg so that he could be hypnotically regressed. But, in between the making of this arrangement and the arrival of the researcher, Fuhr was dissuaded from undergoing the regression by someone to whom he spoke and it has been suggested that this gives the story a more sinister spin.

Following the appearance of these rings (or circles) in September 1974, word soon got around. The next day RCMP Constable Ron Morier from Langenburg arrived at the farm. "They took me out to where they'd seen these things in the slough grass. I saw these rings about 10 - 12 feet in diameter," said Morier. "Something was there and I doubt it was a hoax. There's no indication that anything had been wheeled in or out and Mr Fuhr seemed genuinely scared." The RCMP gathered all the information they could, including photographs and measurements, and sent the material to the Upper Atmosphere Research Section of the National Research Council in Ottawa.

A few days later a neighbour's dog started barking at about midnight and kept it up until about 3am. "The people who owned the dog said they couldn't stop it from barking and that it kept looking over here," Mr Fuhr said. No one saw anything that night but, on Monday morning when Mr Fuhr returned to the site, there was a sixth ring exactly the same as the others.

He estimates that since word started getting around about the landing, 2000 people have trampled through, over and around the circular depressions. "But they are still there and very visible," said Edwin. "It was Friday before Mom would even go and have a look. Everyone believes it now and Mom figures it's about time to move into town." In all, about 7000 people eventually visited the Fuhrs' farm.

My account of Edwin Fuhr's encounter and his crop circles is taken from a 1974 issue of Regina's *Leader-Post* newspaper and is reminiscent of some of the stranger crop circle events of the 1980s and 1990s. Yet there is a very different perception of such happenings and a different perception of the crop circles today. If any circles are caused by UFOs today, then these UFOs must surely be invisible. Is it humanity that has changed, or humanity's perception of the physical world? Maybe it is the UFO phenomenon itself that has changed? Apart from the hemispherical saucers which flew up out of Edwin Fuhr's crop circles, the story is similar in other respects to what we have sometimes heard in England over the past twenty years. There are the mysterious rings or circles, the incredulous friends or relations, the local policeman who calls, the hundreds of visitors drawn by curiosity or some irresistible compunction, the barking dog, the revisitation of the circlemakers, and even the naive supposition that science, here personified by the Canadian National Research Council, will solve it all.

Whatever really, really happened during this strange episode in the great open fields of Canada in 1974, the crop circles have continued to proliferate in Saskatchewan, Alberta and Manitoba during the intervening years. *Plus ça change, plus c'est la même chose.*



## THE BARGE INN

- Mixing in the right circles -

We offer home cooked food 7 days a week.  
Lunch 12 - 2pm. Evening meal 7 - 9.30pm.

- Ushers Ales • Family Room • Garden •
- Camping & Caravan Field •
- **Crop Circle Information Centre** •

*Situated off Alton Barnes to Woodborough road.  
Turn into lane adjacent to wood yard,  
south of canal bridge.*

The Barge Inn  
Honeystreet, Pewsey, Wilts. SN9 5PS  
(Tel. 01672 - 851705)

## ORDER YOUR BOOKS THROUGH UFORIA

*The Alien Files - The Secrets of Extraterrestrial  
Encounters & Abductions*  
Gregory Van Dyk.....£16.99  
*Casebook of the Men In Black*  
Jim Keith.....£11.99  
*The Communion Letters*  
Whitley Strieber.....£10.99  
*The FBI Files, Nicholas Redfern*.....£16.99  
*The Day After Roswell, Phillip J. Corso*.....£16.99

For more information send SAE for book list, or check out our web page. To order, please make cheques payable to "Uforia" and send to:

UFORIA  
10, Heene Court Mansions  
Heene Terrace  
Worthing  
West Sussex BN11 3NW  
(Tel./Fax: 01903 - 209148)

e-mail: [uforia@mailcity.com](mailto:uforia@mailcity.com)  
[www.marque.demon.co.uk/uforia/gloria98.html](http://www.marque.demon.co.uk/uforia/gloria98.html)

Postage for books (within UK) £2 for first book plus £1 per book thereafter. Orders from Europe, please double p&p quoted.

## FLYING SAUCER REVIEW

The international journal of cosmology and eschatology, and for the discussion of reports of unidentified flying objects and their alien occupants.

**Editor: Gordon Creighton**

Annual subscription (for four issues per year post-free)  
UNITED KINGDOM: £15.00 (single copy £4.00 )  
OTHER COUNTRIES (including USA):  
£18.00 or US \$35.00  
(Single copy £5.00 or US \$9.00. All post free)

(US dollars payable in New York. We cannot accept US dollar cheques drawn on foreign banks outside the USA)  
Overseas airmail extra: USA \$10.00. Other countries £6.00

OVERSEAS SUBSCRIBERS SHOULD REMIT BY CHEQUE DRAWN IN STERLING ON A BANK IN THE U.K. OR BY CHEQUE IN US 4 DRAWN IN THE USA ONLY, OR BY INTERNATIONAL MONEY ORDER IN STERLING.

Address mail, editorial matter and subscriptions (quoting CER) to:

**The Editor, FSR Publications Ltd., PO Box 162,  
High Wycombe, Bucks. HP13 5DZ, England**

## *Uncovering the news you are not supposed to know*

natural health  
human rights  
suppressed news  
UFOs  
the unexplained  
hidden history  
future science *and much more*

## NEXUS MAGAZINE

*"Reading between the li(n)es"*


Sample issue £3.00 1 year subscription £15.00 (6 issues)

Send cheque/PO payable to NEXUS magazine,  
or by VISA/Mastercard to:

**NEXUS Magazine, 55 Queens Road, East  
Grinstead, W. Sussex RH19 1BG  
Tel: 01342 322854 Fax: 01342 324574**

Global Circles Research  
*presents*

# THE CEREOLOGIST CROP CIRCLE CONFERENCE



Saturday, 11th. July 1998

The Cricklade Theatre,  
Charlton Road, Andover, Hants.

10.00am. - 5.30pm. Doors open: 9.30am.

**Tickets: £10.00**

Speakers include:

Richard Andrews, Brian O'Leary,  
Ed Sherwood, Peter Sørensen,  
Busty Taylor, Don Tuersley, Paul Vigay  
(& Open Forum)

*Stalls with publications & merchandise. Afterwards - a social gathering  
to mix and discuss, with free live musical entertainment.*

Booking enquiries: 01264 - 365698 (Box Office)